



US00D440190S

(12) **United States Design Patent** (10) **Patent No.:** **US D440,190 S**
Buell (45) **Date of Patent:** **** Apr. 10, 2001**

(54) **FOOTPEG SUPPORT UNIT**

(75) Inventor: **Erik F. Buell**, Mukwonago, WI (US)

(73) Assignee: **Buell Motorcycle Company**, East Troy, WI (US)

(**) Term: **14 Years**

(21) Appl. No.: **29/108,637**

(22) Filed: **Jul. 30, 1999**

(51) **LOC (7) Cl.** **12-11**

(52) **U.S. Cl.** **D12/114**

(58) **Field of Search** D12/110, 114,
D12/117, 122, 223, 174; 180/219, 90.6,
311, 312; 280/288.4, 281.1, 291

(56) **References Cited**

U.S. PATENT DOCUMENTS

D. 392,600 * 3/1998 Robb et al. D12/110

OTHER PUBLICATIONS

1998 Motorcycle & Riva Accessories Yamaha, p. 17.
Cycle World, Suzuki GSX-R600 and Honda CBR600F3, p.
23, and Buell S1 Lightning, p. 26, Dec. 1996.*

* cited by examiner

Primary Examiner—Alan P. Douglas

Assistant Examiner—Linda Brooks

(74) *Attorney, Agent, or Firm*—Michael Best & Friedrich LLP

(57) **CLAIM**

The ornamental design for a footpeg support unit, as shown and described.

DESCRIPTION

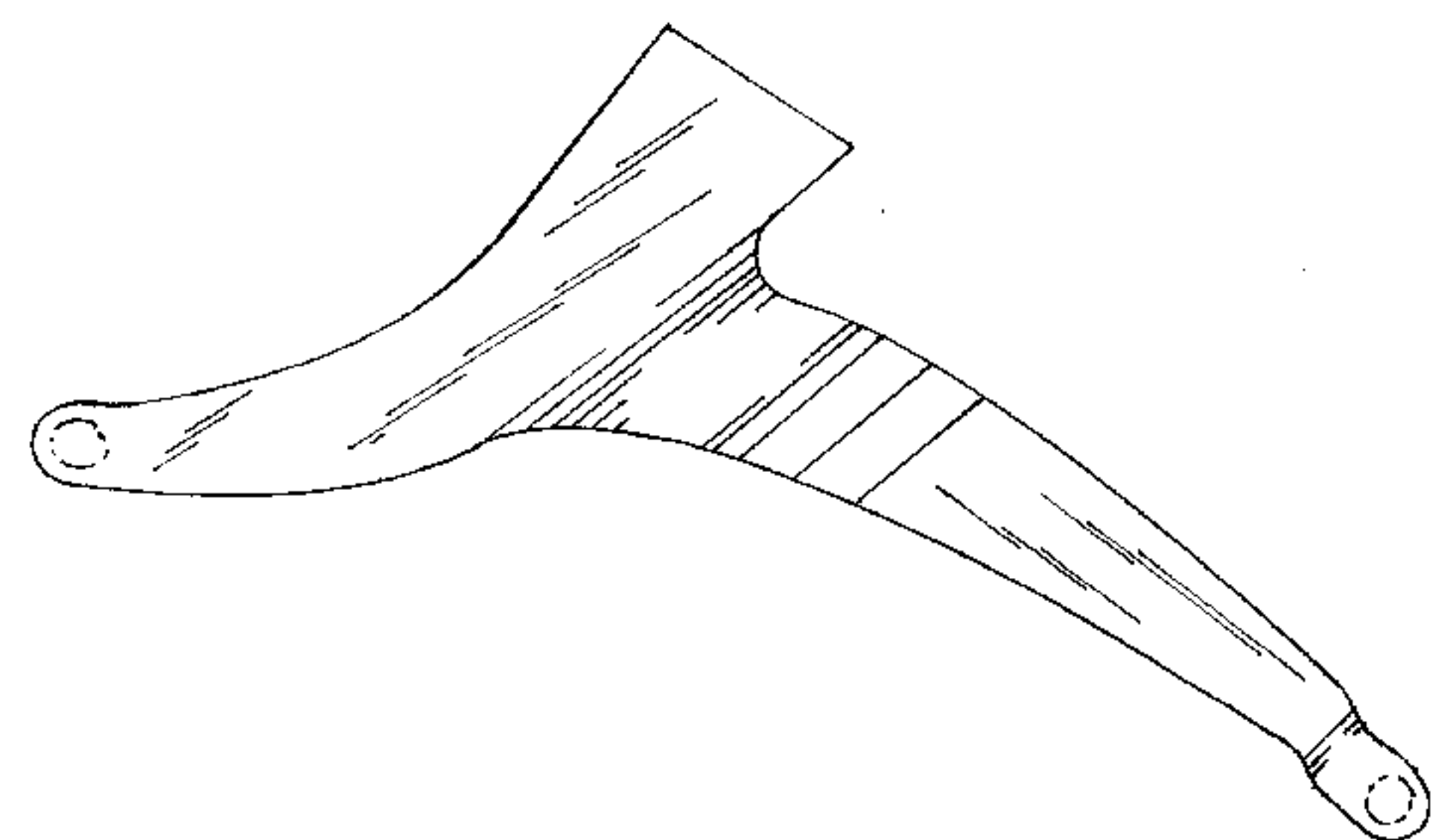
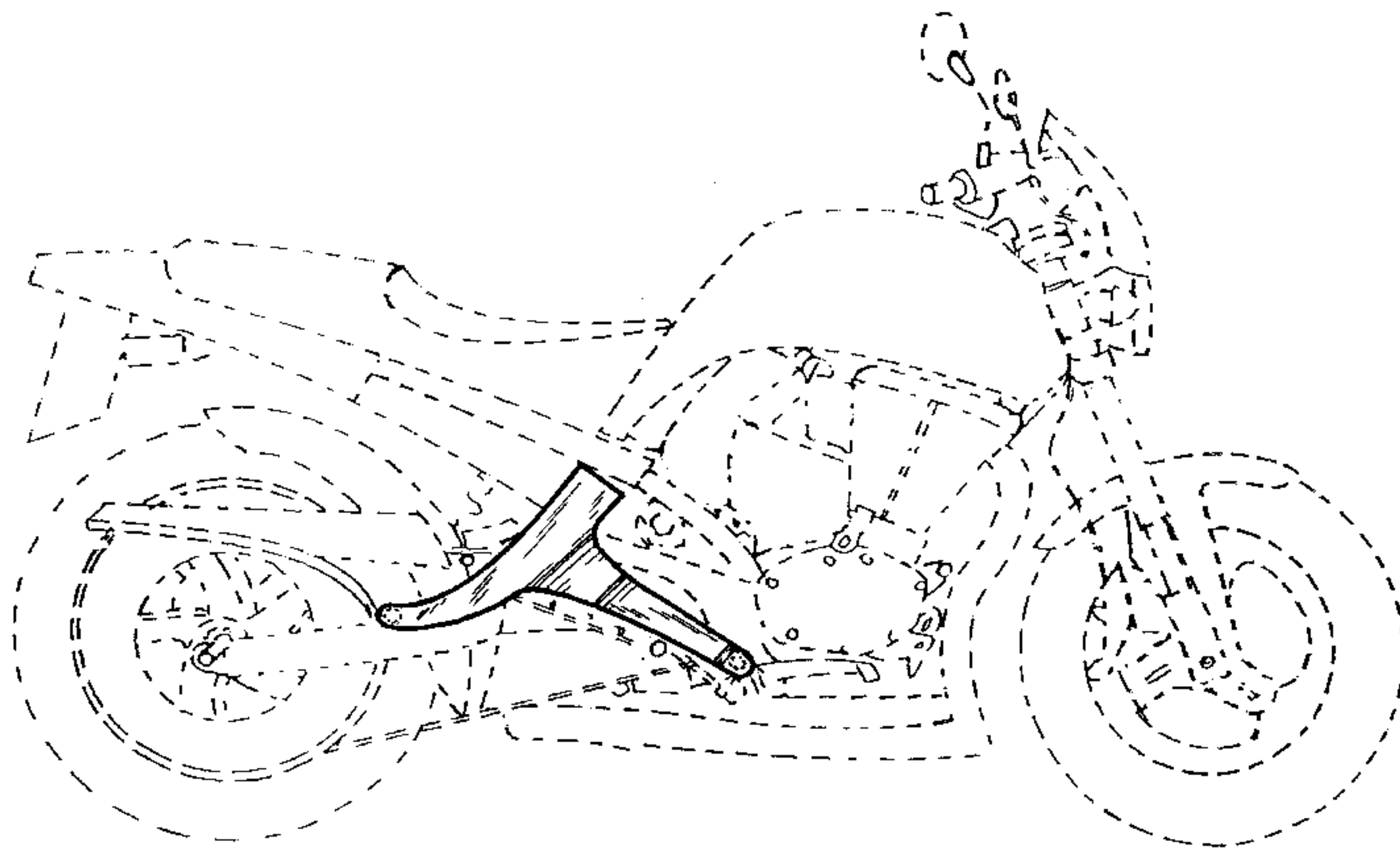
FIG. 1 is a side view of the footpeg support unit while in use. FIG. 2 is an enlarged side view of the footpeg support unit; and, FIG. 3 is an enlarged perspective view of the footpeg support unit.

The present application is directed to the design illustrated in the drawings. The other features of the drawings, such as the motorcycle shown in FIG. 1, are not considered part of the design sought to be patented, and have accordingly been shown in broken lines.

The design sought to be patented is not visible from the front, rear, top, and bottom. Accordingly, these views have been omitted.

The view opposite that shown in FIG. 2 is not visible in its normal or intended use because it is substantially obscured by the motorcycle. Therefore, that view is not a matter of ornamental concern, and has been omitted from the drawings.

1 Claim, 2 Drawing Sheets



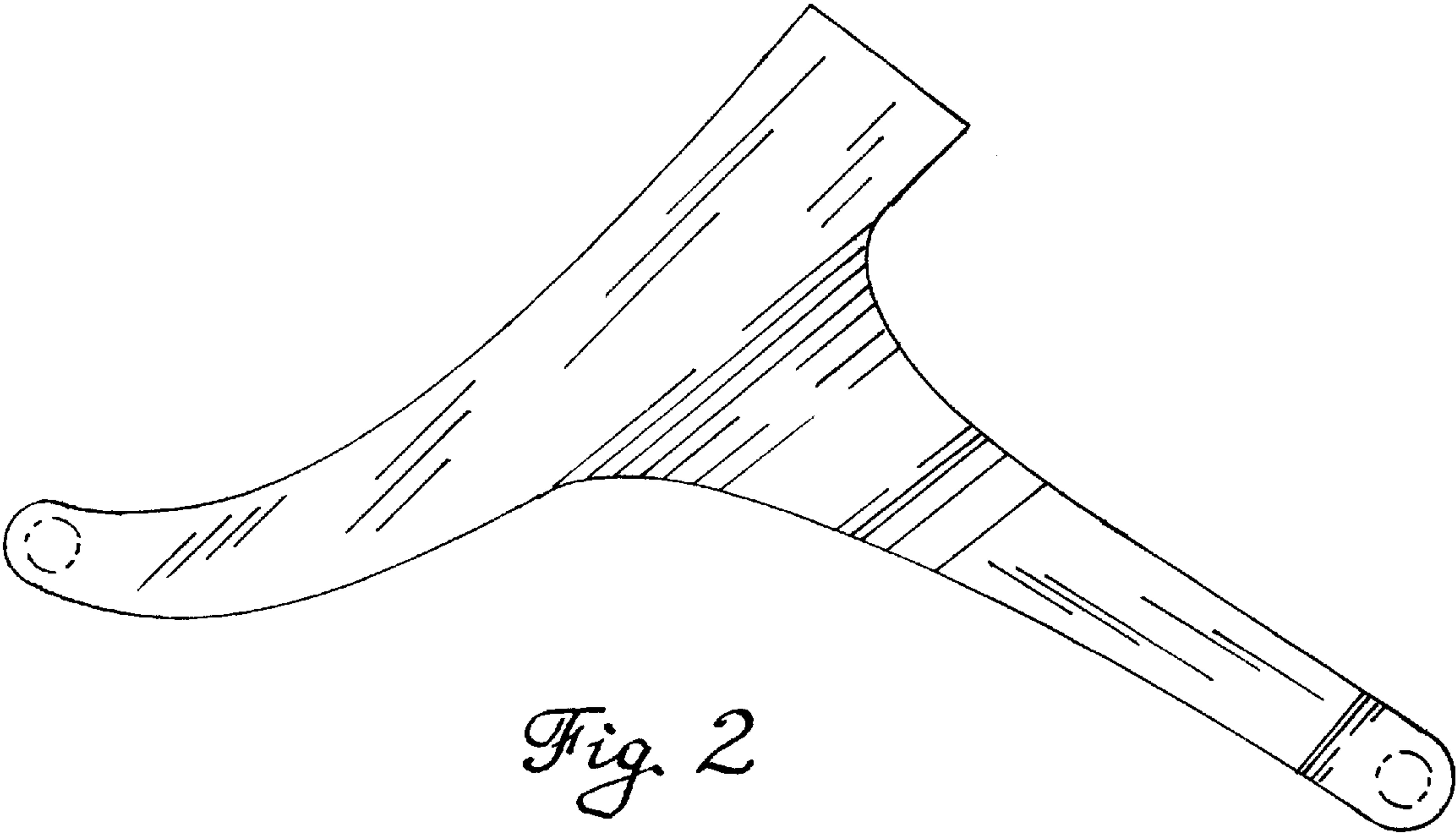


Fig. 2

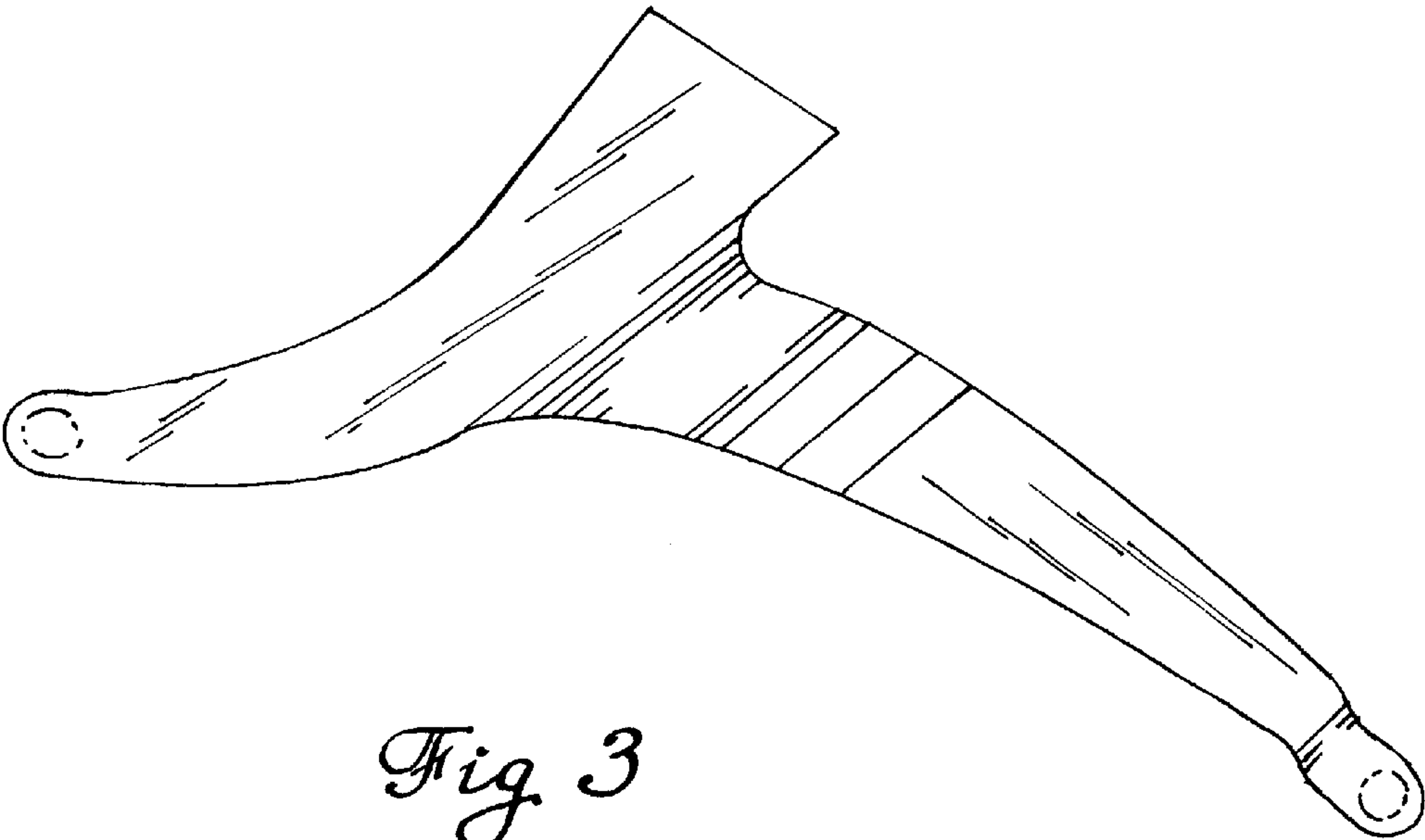


Fig. 3