



US00D440170S

(12) **United States Design Patent**
Conerly

(10) **Patent No.:** **US D440,170 S**

(45) **Date of Patent:** **** Apr. 10, 2001**

(54) **CHILD LOCATOR WRIST WATCH**

Primary Examiner—Marcus A. Jackson

(76) Inventor: **Jerry G Conerly**, 3425 Edison Ave. #5,
Sacramento, CA (US) 95821

(57) **CLAIM**

(**) Term: **14 Years**

The ornamental design for a child locator wrist watch, as shown and described.

(21) Appl. No.: **29/128,137**

DESCRIPTION

(22) Filed: **Aug. 18, 2000**

(51) **LOC (7) Cl.** **10-05**

FIG. 1 is a front elevational view of the child locator wrist watch of the present invention;

(52) **U.S. Cl.** **D10/104**

FIG. 2 is a rear elevational view of the child locator wrist watch of FIG. 1;

(58) **Field of Search** D10/104, 106,
D10/116, 121; 340/345, 348, 349, 351,
354, 570, 571, 572, 573; D14/155

FIG. 3 is a left side elevational view of the child locator wrist watch of FIG. 1;

(56) **References Cited**

FIG. 4 is a right side elevational view of the child locator wrist watch of FIG. 1;

U.S. PATENT DOCUMENTS

FIG. 5 is a top plan view of the child locator wrist watch of FIG. 1; and,

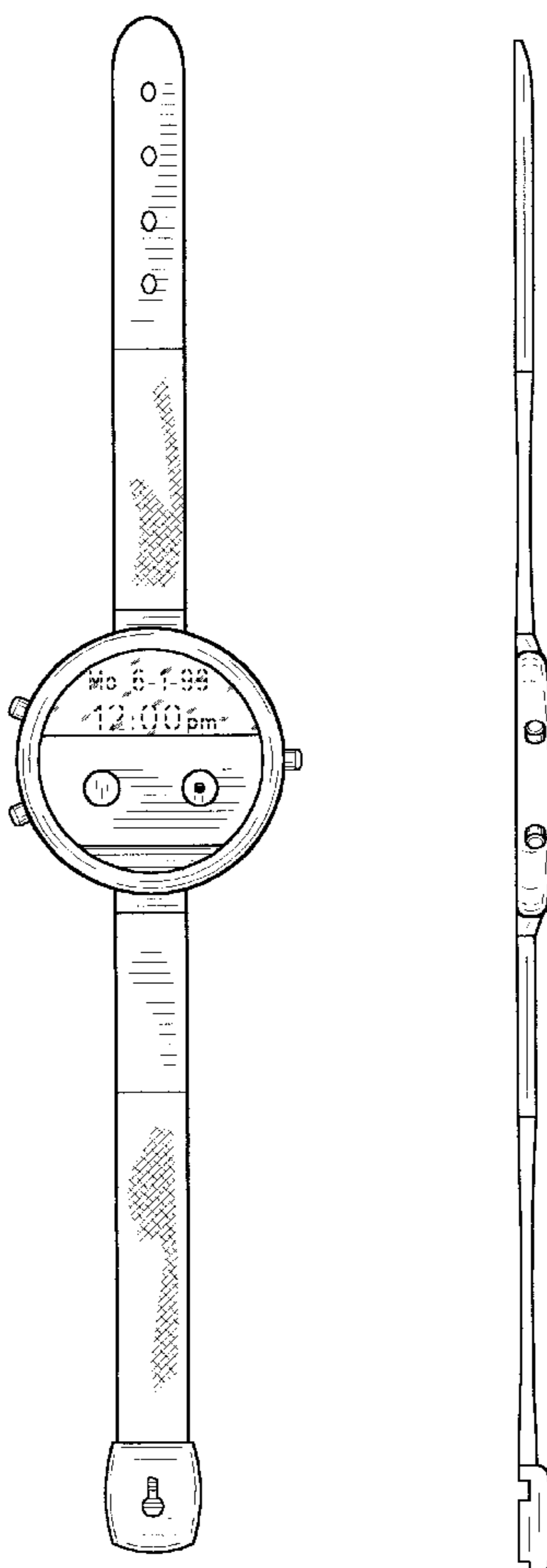
D. 321,329	11/1991	Barnett et al. .	
D. 406,073	* 2/1999	Clemons	D10/104
D. 423,389	* 4/2000	Boyd	D10/104
D. 424,464	* 5/2000	Stephens	D10/104
5,617,074	4/1997	White .	
5,867,103	2/1999	Taylor, Jr. .	
5,883,576	3/1999	De La Huerga .	
5,923,255	7/1999	Vahdatshoar .	
5,936,529	8/1999	Reisman et al. .	

FIG. 6 is a bottom plan view of the child locator wrist watch of FIG. 1.

The broken lines showing of letters and numbers in FIG. 1 is for illustrative purposes only and form no part of the claimed design.

* cited by examiner

1 Claim, 2 Drawing Sheets



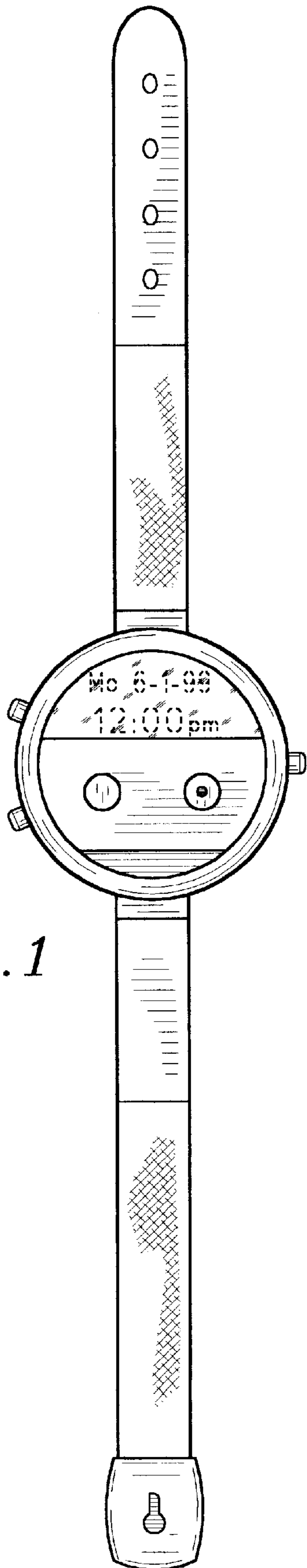


Fig. 1




Fig. 2

Fig.3



Fig.5




Fig.4



Fig.6

