



US00D440161S

(12) **United States Design Patent**
Perkins

(10) **Patent No.:** **US D440,161 S**

(45) **Date of Patent:** **** Apr. 10, 2001**

(54) **CHRONOGRAPH TIMEPIECE**

(75) **Inventor:** **Mario L. Perkins**, Houston, TX (US)

(73) **Assignee:** **Mario Perkins**, Houston, TX (US)

(**) **Term:** **14 Years**

(21) **Appl. No.:** **29/120,547**

(22) **Filed:** **Mar. 21, 2000**

(51) **LOC (7) Cl.** **10-01**

(52) **U.S. Cl.** **D10/22; D10/1; D10/39;**
D10/30; D10/126

(58) **Field of Search** **D10/1-40, 122-132;**
368/223, 228-229, 232, 280-282, 285,
20-21, 15, 27-28, 37

(56) **References Cited**

U.S. PATENT DOCUMENTS

- D. 184,069 * 12/1958 Rademacher D10/126
- D. 275,840 * 10/1984 Rhetts D10/6

- D. 357,871 * 5/1995 Biancardi D10/22
- D. 357,873 * 5/1995 Silberstein D10/31
- D. 360,365 * 7/1995 Mejaski D10/3
- D. 415,695 * 10/1999 Perkins D10/30
- 2,324,560 * 7/1943 Conlon 368/20

* cited by examiner

Primary Examiner—Nelson C. Holtje

(57) **CLAIM**

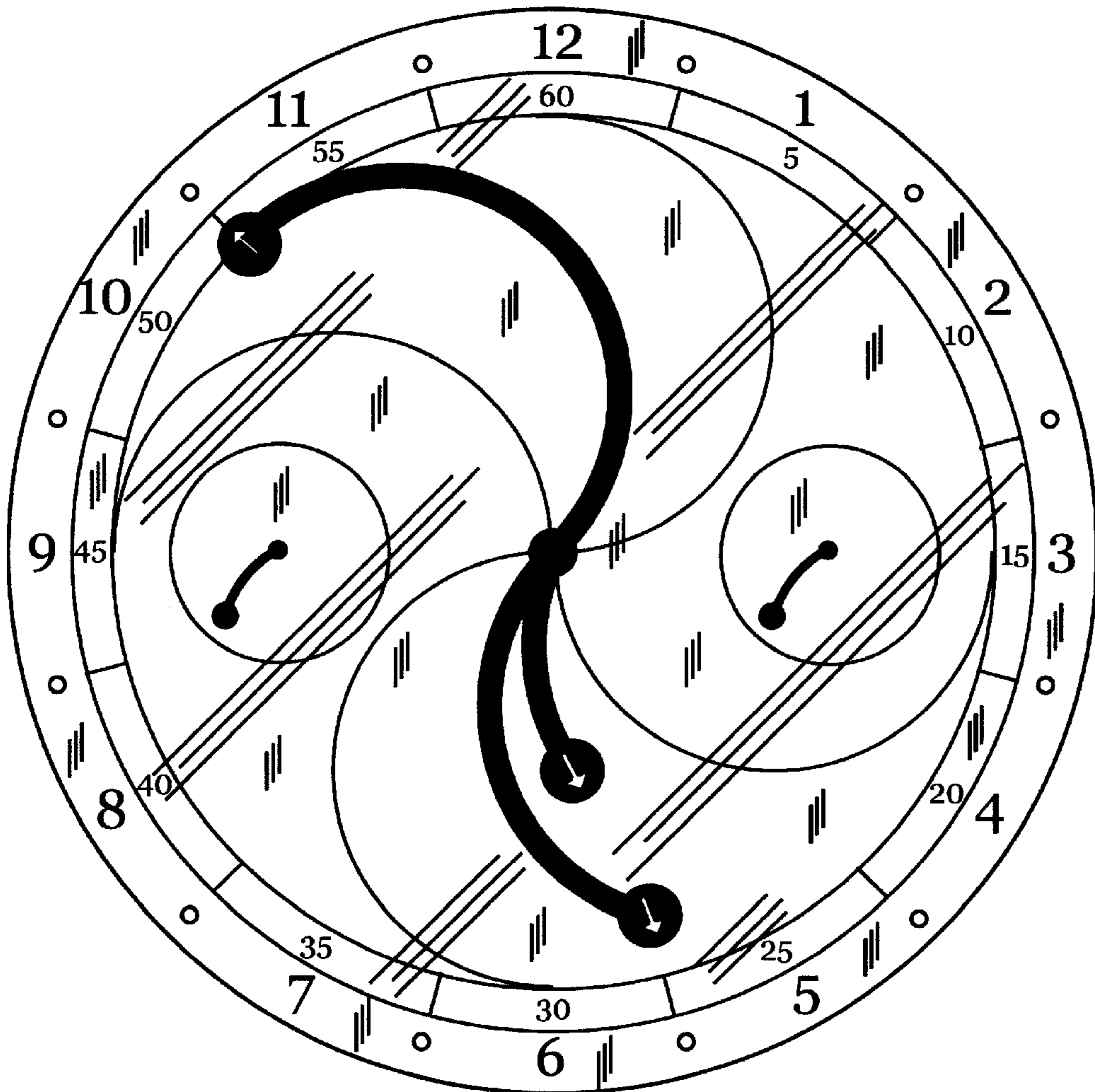
I claim the ornamental design for a chronograph timepiece, as shown and described.

DESCRIPTION

FIG. 1 is a front elevational view of a chronograph timepiece showing my new design; and, FIG. 2 is a right side elevational view thereof, the left side being a mirror image thereof.

The rear is plain, unornamented and not being claimed as a part of my design.

1 Claim, 2 Drawing Sheets






FIG. 1




FIG. 2