



US00D440144S

(12) **United States Design Patent**
Todd

(10) **Patent No.:** **US D440,144 S**

(45) **Date of Patent:** **** Apr. 10, 2001**

(54) **TIE-DOWN STRAP WITH CLASP**

(57) **CLAIM**

(76) Inventor: **Andre N Todd**, 7545 N. First St., #104,
Fresno, CA (US) 93720

The ornamental design for a tie-down strap with clasp, as shown and described.

(**) Term: **14 Years**

DESCRIPTION

(21) Appl. No.: **29/123,186**

FIG. 1 is a front elevational view of the tie-down strap with clasp of the present invention;

(22) Filed: **May 12, 2000**

FIG. 2 is a rear elevational view of the tie-down strap with clasp of FIG. 1;

(51) **LOC (7) Cl.** **08-05**

FIG. 3 is a left side elevational view of the tie-down strap with clasp of FIG. 1;

(52) **U.S. Cl.** **D8/354**

FIG. 4 is a right side elevational view of the tie-down strap with clasp of FIG. 1;

(58) **Field of Search** 24/16 PB; 224/625;
248/499; D3/100; D8/354, 356

FIG. 5 is a top plan view of the tie-down strap with clasp of FIG. 1; and,

(56) **References Cited**

U.S. PATENT DOCUMENTS

FIG. 6 is a bottom plan view of the tie-down strap with clasp of FIG. 1.

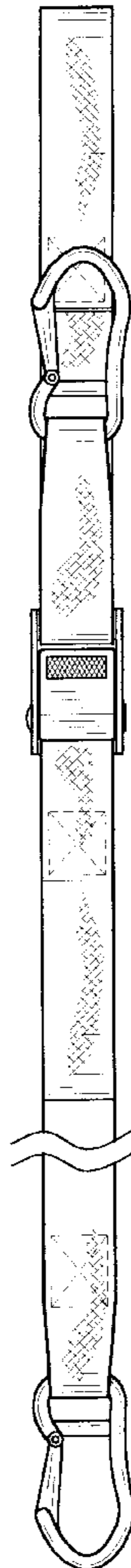
- D. 336,156 * 6/1993 Cavazos D3/100
- D. 342,012 * 12/1993 Doyle D8/356

The claimed design is shown broken away to indicate indeterminate length.

* cited by examiner

Primary Examiner—Holly Baynham

1 Claim, 2 Drawing Sheets



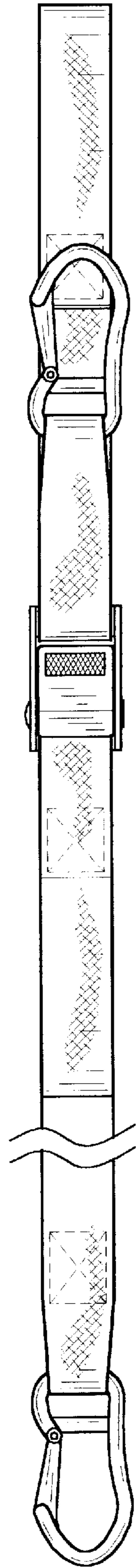


Fig. 1

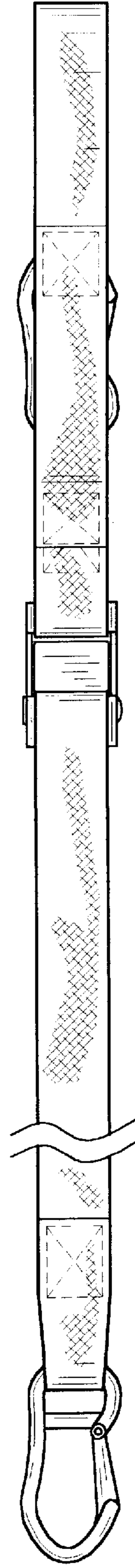


Fig. 2

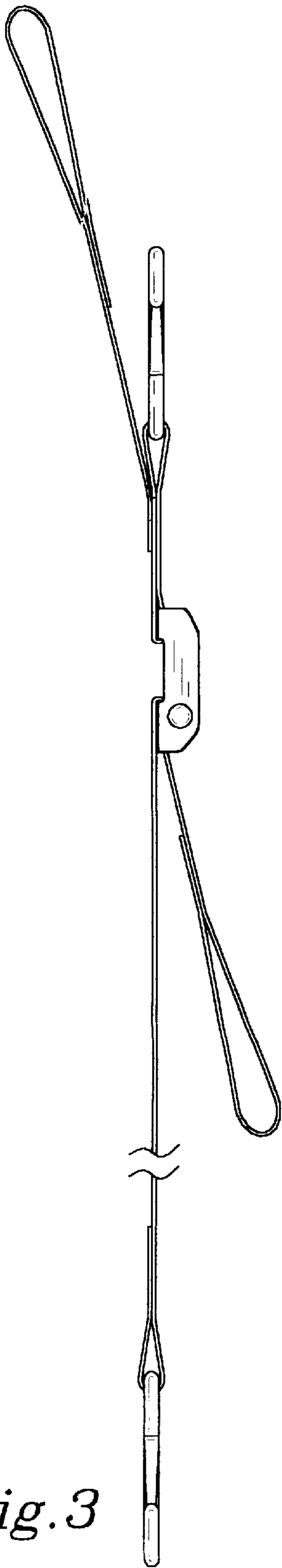


Fig. 3




Fig. 5

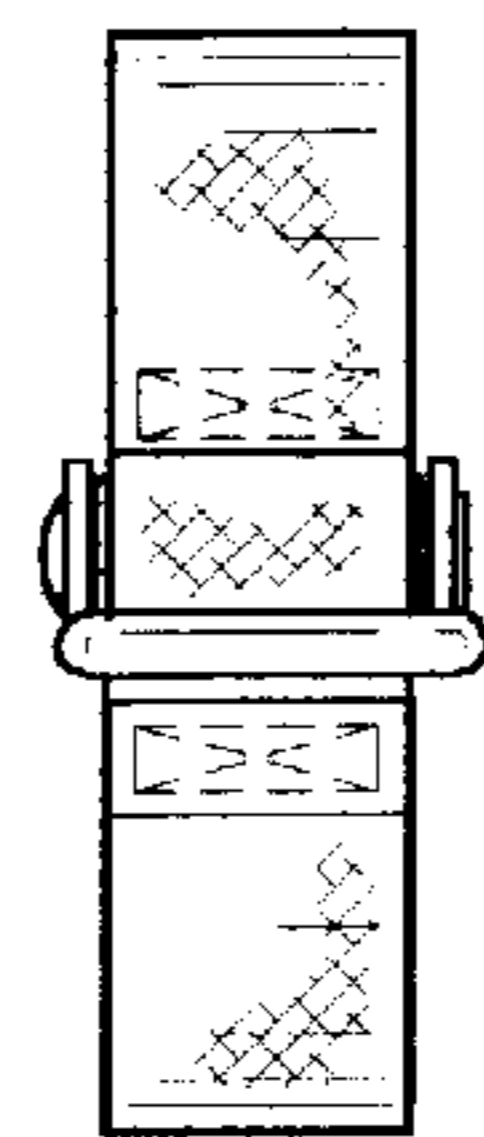


Fig. 6

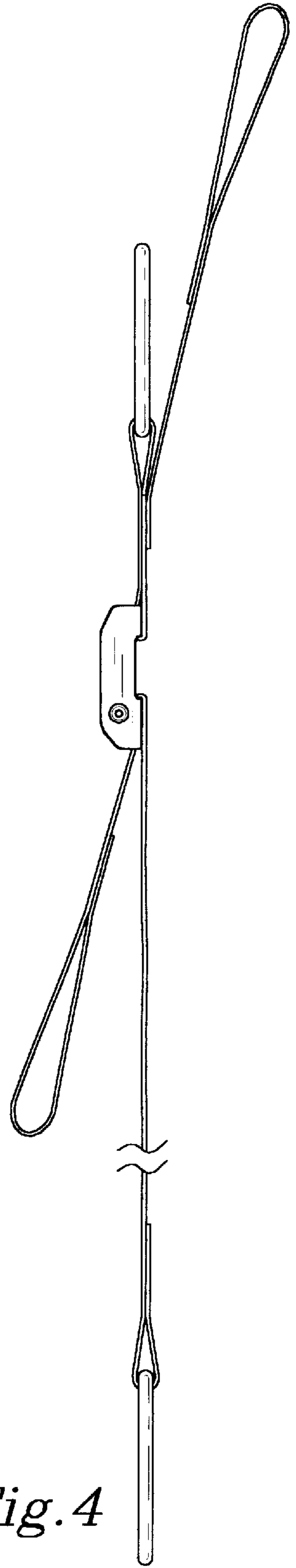


Fig. 4