



US00D440143S

(12) **United States Design Patent**  
**Minter et al.**

(10) **Patent No.:** **US D440,143 S**

(45) **Date of Patent:** **\*\* Apr. 10, 2001**

(54) **CASEMENT WINDOW LOCK HANDLE**

5,839,767 11/1998 Piltingsrud .

(75) Inventors: **Peter J. Minter; John A. Chiaia**, both of Branford, CT (US)

(73) Assignee: **Roto Frank of America, Inc.**, Essex, CT (US)

(\*\*) Term: **14 Years**

(21) Appl. No.: **29/117,844**

(22) Filed: **Jan. 31, 2000**

(51) **LOC (7) Cl.** ..... **08-07**

(52) **U.S. Cl.** ..... **D8/338**

(58) **Field of Search** ..... D8/330, 331, 336, D8/337, 338; 70/88, 89, 90, 111; 292/139, 240, 241, DIG. 33

(56) **References Cited**

**U.S. PATENT DOCUMENTS**

D. 372,416	*	8/1996	Campbell et al. ....	D8/338
D. 388,689		1/1998	Bauman et al. .	
D. 389,396	*	1/1998	Johnson et al. ....	D8/337
D. 390,445		2/1998	Johnson et al. .	
D. 408,263	*	4/1999	Briggs .....	D8/337
4,059,298		11/1977	Van Klompenburg .	
4,429,910		2/1984	Anderson .	
4,621,847		11/1986	Paulson et al. .	
4,991,886		2/1991	Nolte et al. .	
5,118,145		6/1992	Tucker .	
5,318,333		6/1994	Dreifert .	
5,370,428		12/1994	Dreifert et al. .	
5,741,031		4/1998	Bauman et al. .	
5,778,602		7/1998	Johnson et al. .	

**OTHER PUBLICATIONS**

Brochure entitled: "Casement Operator and Multi Point Locking Bar for Vinyl and Aluminium Casement Windows" by Wilhelm Weidtmann GmbH & Co. KG Baubeschlage.

\* cited by examiner

*Primary Examiner*—Susan J. Lucas

*Assistant Examiner*—Jennifer Rivard

(74) *Attorney, Agent, or Firm*—Marshall, O'Toole, Gerstein, Murray & Borun

(57) **CLAIM**

The ornamental design for a casement window lock handle, as shown and described.

**DESCRIPTION**

FIG. 1 is a front perspective view of the casement window lock handle of the present invention.

FIG. 2 is a front elevational view of the casement window lock handle shown in FIG. 1.

FIG. 3 is a right side elevational view of the casement window lock handle shown in FIG. 1.

FIG. 4 is a left side elevational view of the casement window lock handle shown in FIG. 1; and,

FIG. 5 is a bottom plan view of the casement window lock handle shown in FIG. 1.

The broken lines are shown for illustrative purposes only and form no part of the claimed design. The surface of the article not shown in the drawing or described in the specification forms no part of the claimed design.

**1 Claim, 2 Drawing Sheets**

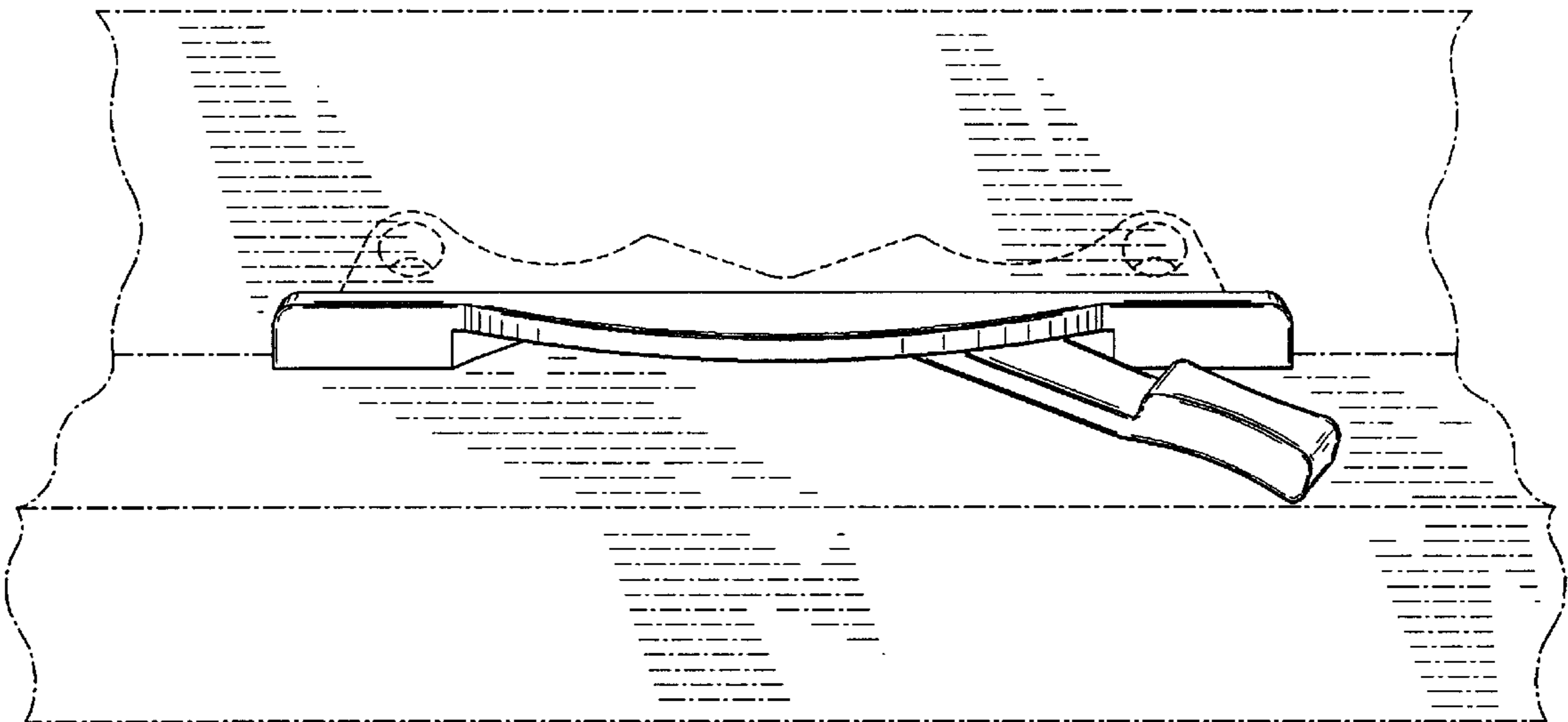


FIG.1

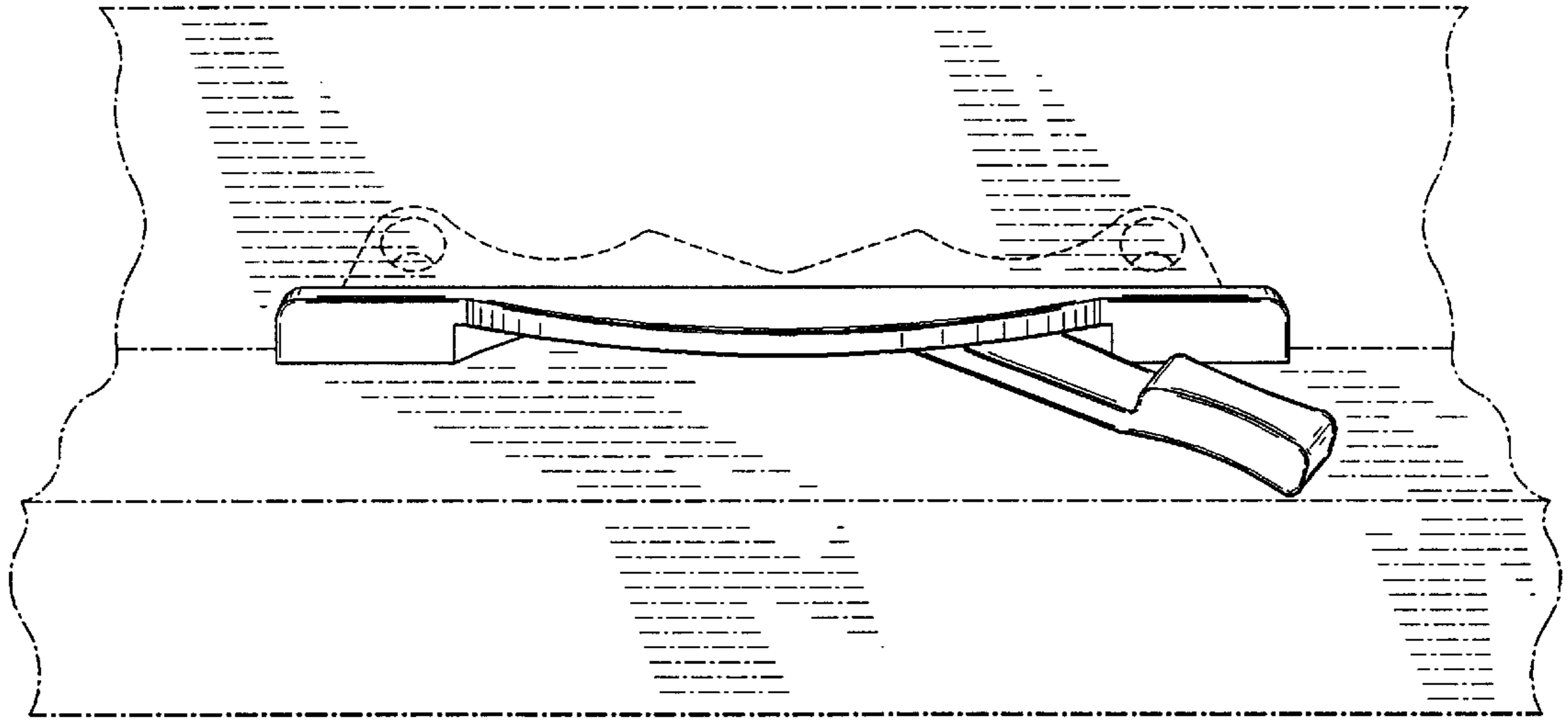


FIG.2

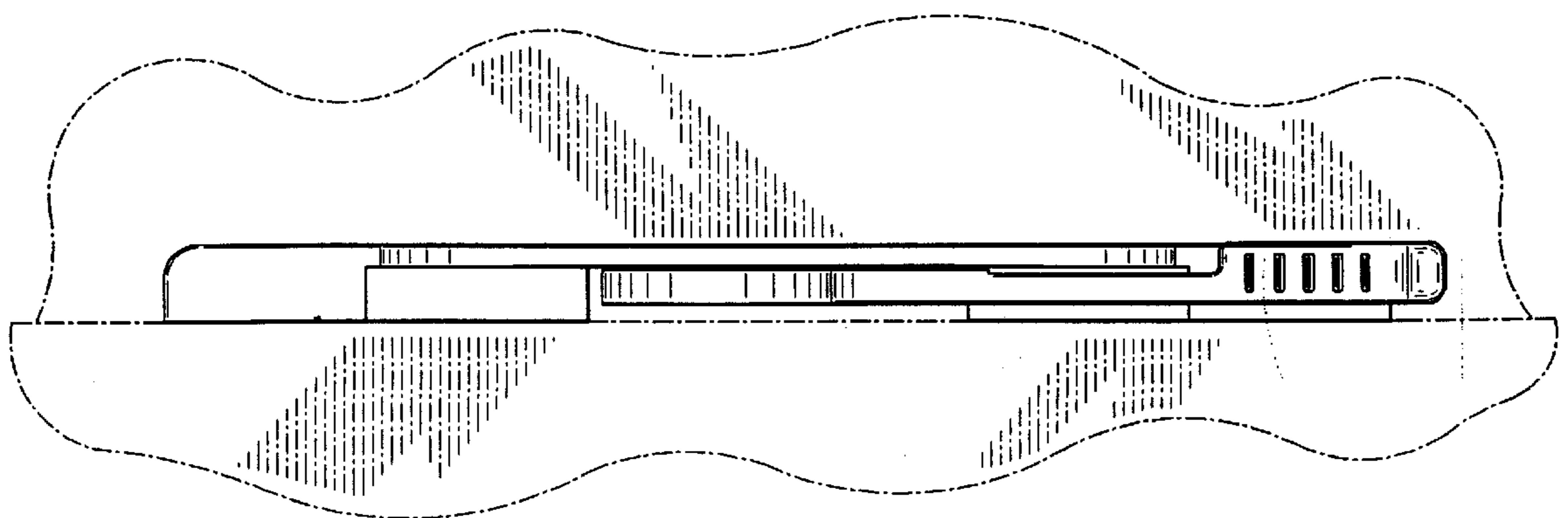


FIG.3

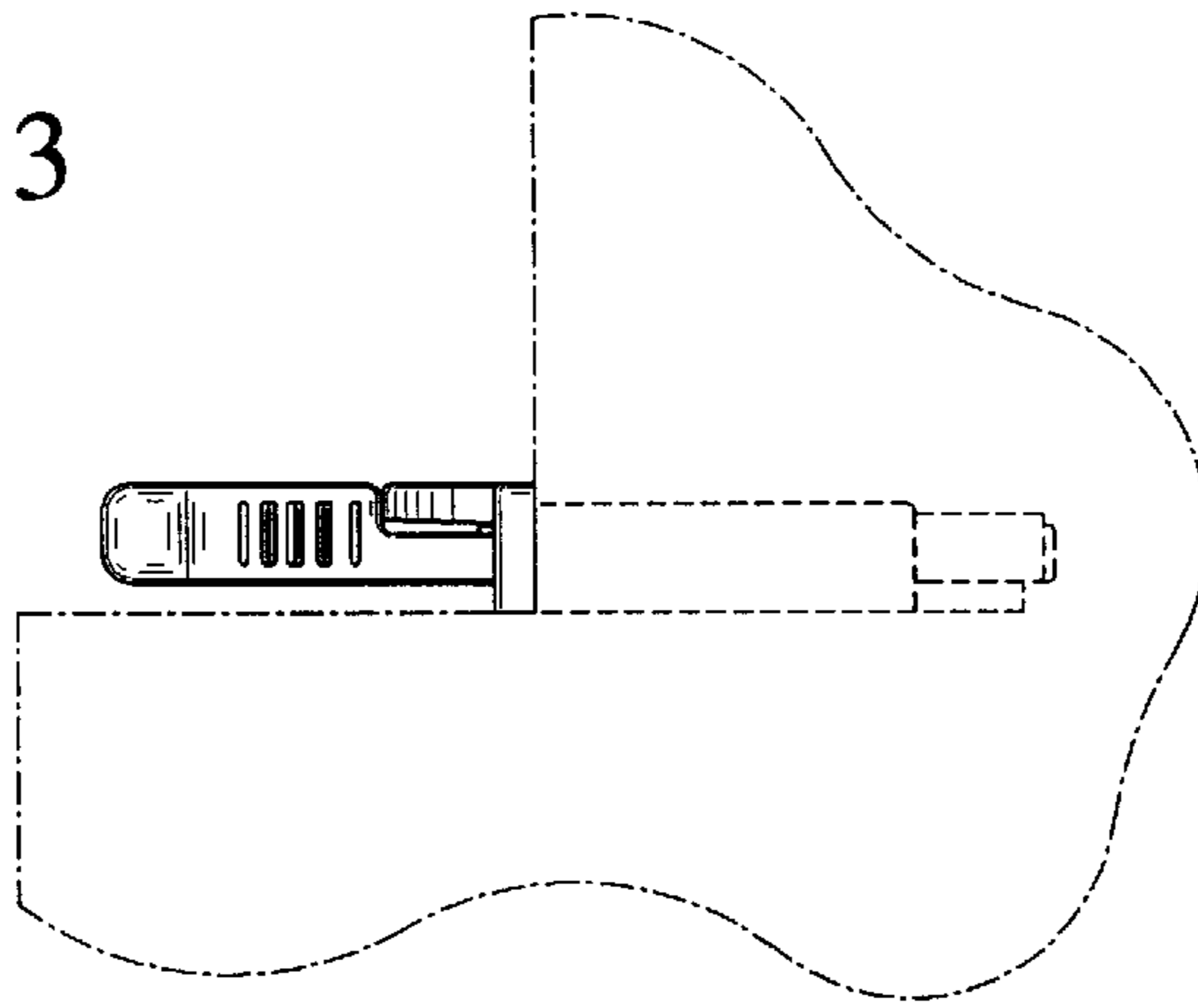


FIG.4

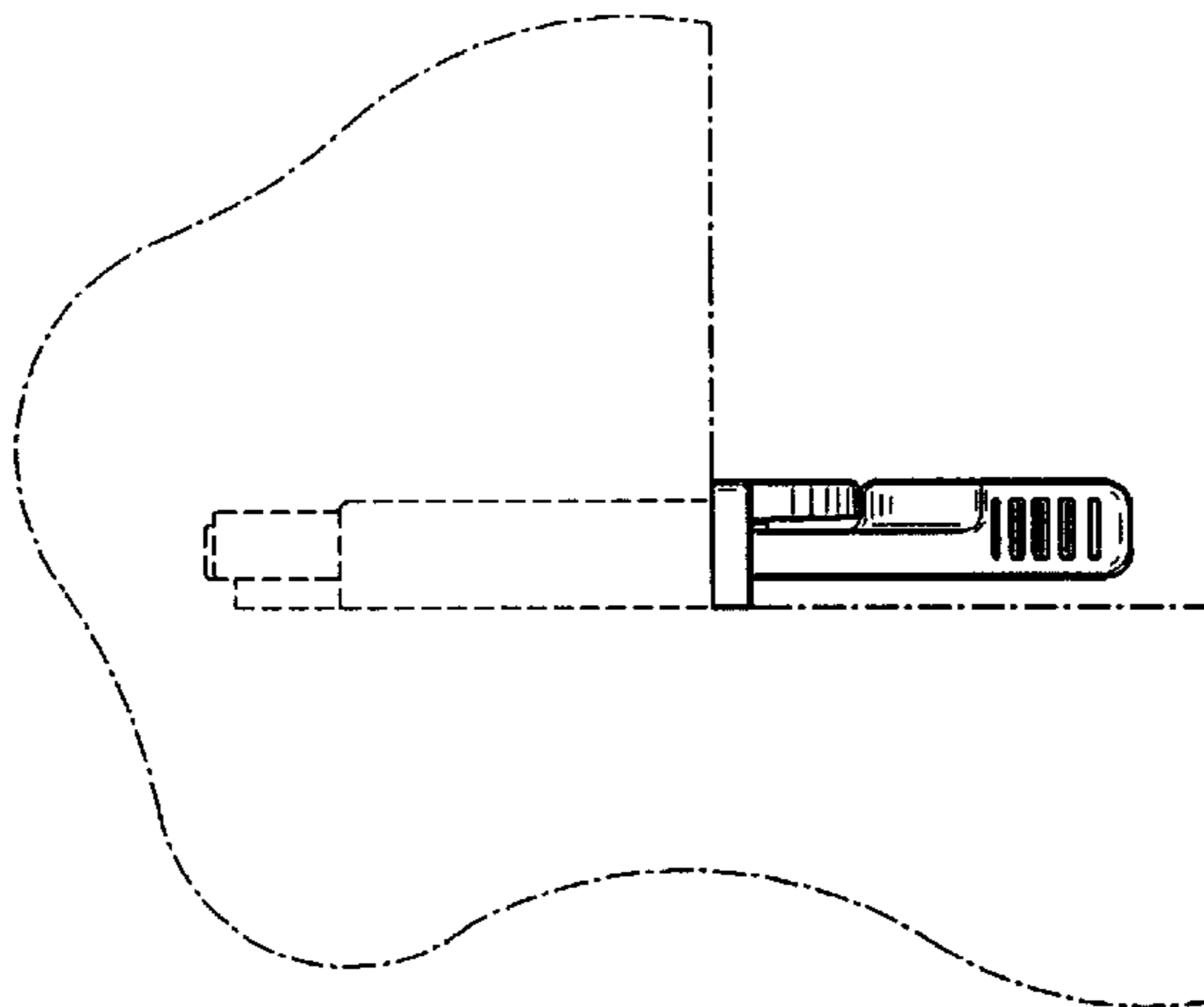


FIG.5

