



US00D440141S

(12) **United States Design Patent**
Yeh

(10) **Patent No.:** **US D440,141 S**

(45) **Date of Patent:** **** Apr. 10, 2001**

(54) **MINI TOOL ASSEMBLY**

(76) **Inventor:** **Shih-Yuan Yeh**, No. 260, Chen-Fu Rd.,
Tai-Ping City, Taichung Hsien (TW)

(**) **Term:** **14 Years**

(21) **Appl. No.:** **29/123,898**

(22) **Filed:** **May 25, 2000**

(51) **LOC (7) Cl.** **08-05**

(52) **U.S. Cl.** **D8/105; D8/107**

(58) **Field of Search** D8/105, 26, 99,
D8/55, 81, 87, 107; 30/161, 164, 153; 7/118,
125-135, 138, 143, 164, 170; 81/177.1,
177.2, 440, 177.6, 427.5

(56) **References Cited**

U.S. PATENT DOCUMENTS

D. 167,058	*	6/1952	Rhodes	81/440 X
D. 250,646	*	12/1978	Hashimoto et al.	D14/200
D. 332,211	*	1/1993	Scott, III	D8/105
D. 351,487	*	10/1994	Chen	D28/79
D. 403,227	*	12/1998	Tseng	D8/105
D. 427,875	*	7/2000	Chiu	D8/105
2,473,758	*	6/1949	Maitlen	7/168 X
4,204,294	*	5/1980	Halverson	15/185
4,836,066	*	6/1989	Graham et al.	81/177.4
5,146,815	*	9/1992	Scott, III	81/437

5,669,492	*	9/1997	Chao	206/234
5,711,042	*	1/1998	Chuang	7/138
5,787,535	*	8/1998	Epstein	7/118
5,916,277	*	6/1999	Dallas	7/128
6,112,351	*	9/2000	Hawkins et al.	7/138

* cited by examiner

Primary Examiner—Jeffrey Asch

(74) *Attorney, Agent, or Firm*—Kolisich Hartwell Dickinson
McCormack & Heuser

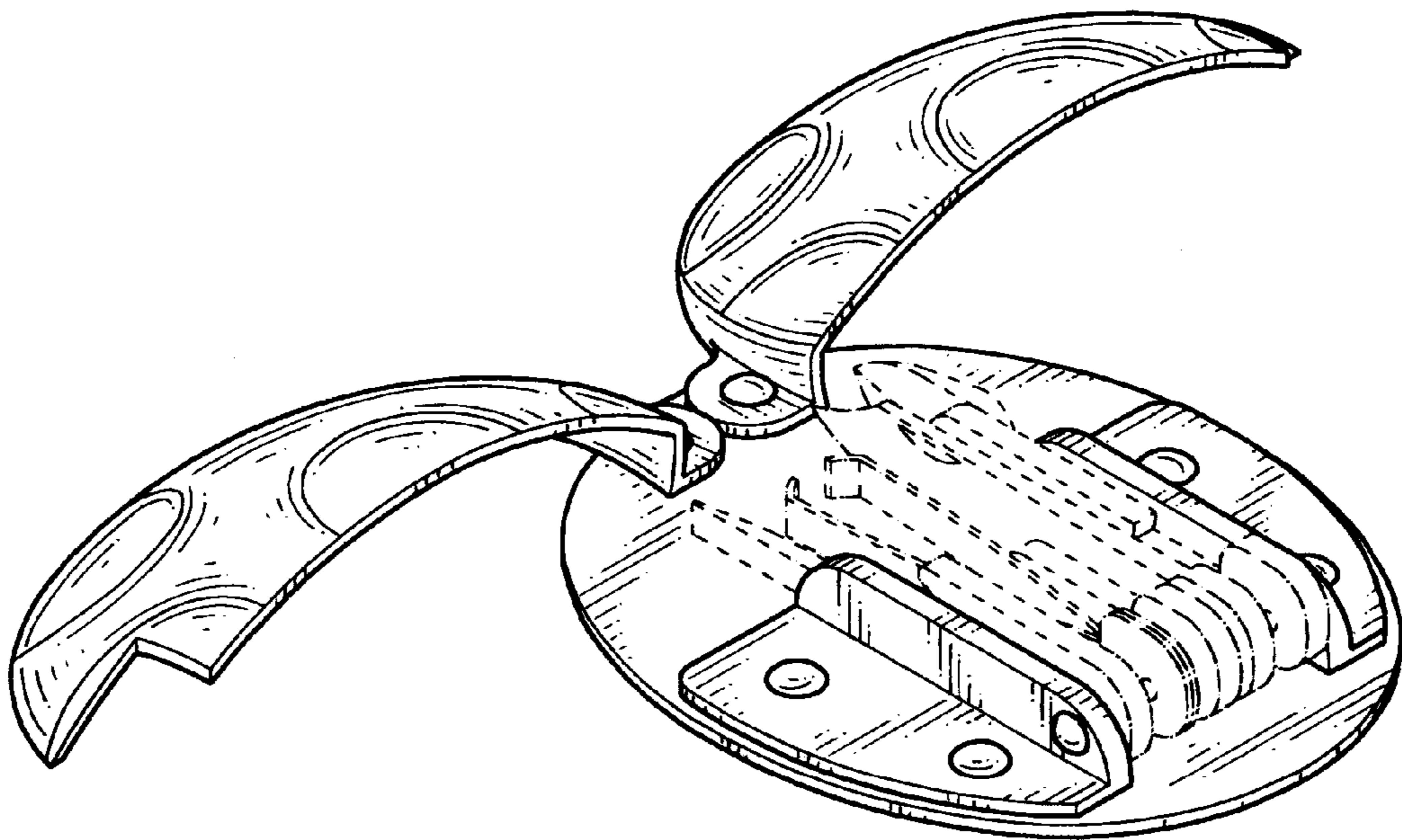
(57) **CLAIM**

The ornamental design for a mini tool assembly, as shown
and described.

DESCRIPTION

FIG. 1 is a perspective view of a mini tool assembly,
showing my new design;
FIG. 2 is a front elevational view thereof;
FIG. 3 is a rear elevational view thereof;
FIG. 4 is a left side elevational view thereof;
FIG. 5 is a right side elevational view thereof;
FIG. 6 is a top plan view thereof; and,
FIG. 7 is a bottom plan view thereof.
The broken line showings throughout the views are for
illustrative purposes only and form no part of the claimed
design.

1 Claim, 4 Drawing Sheets



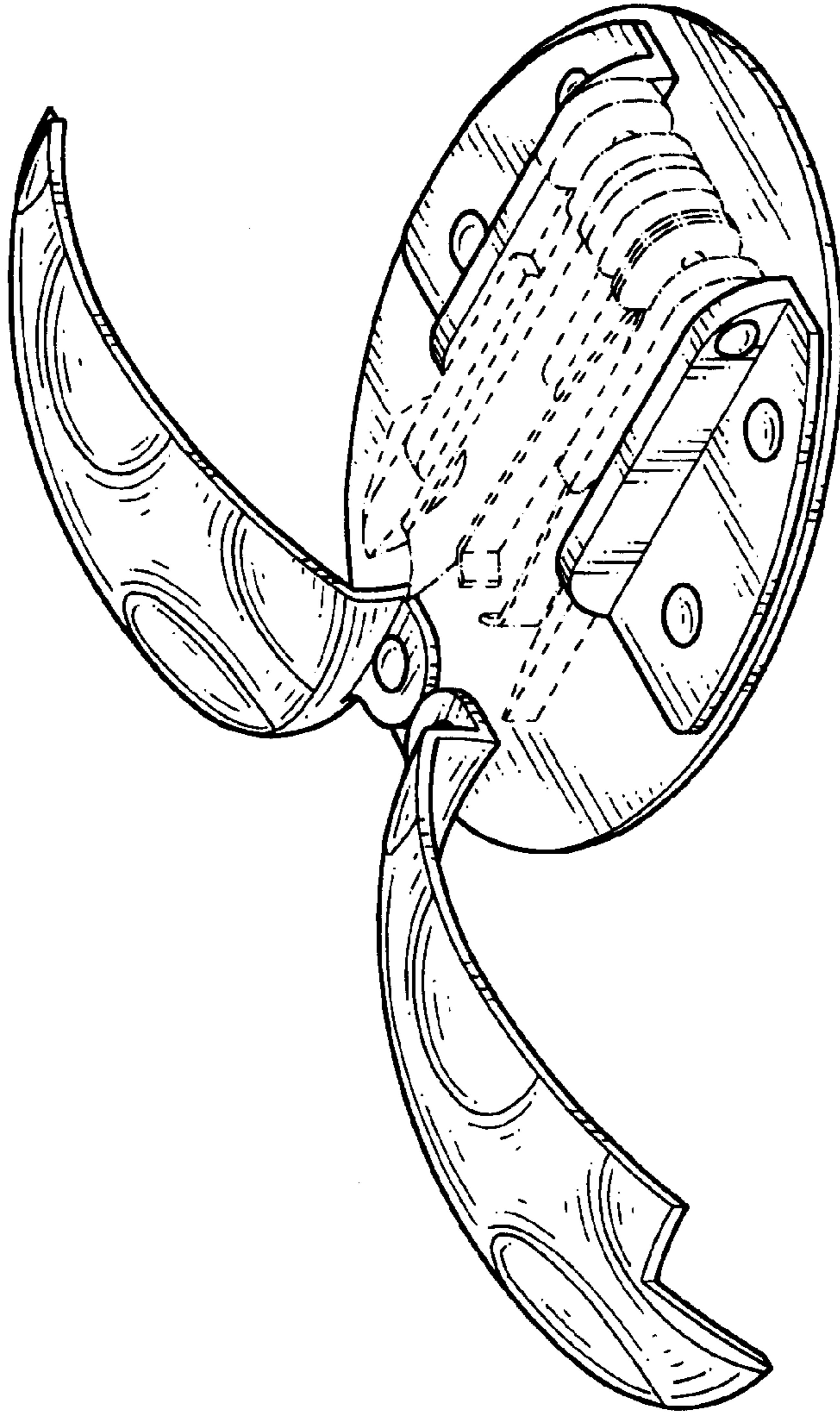


FIG. 1




FIG. 2

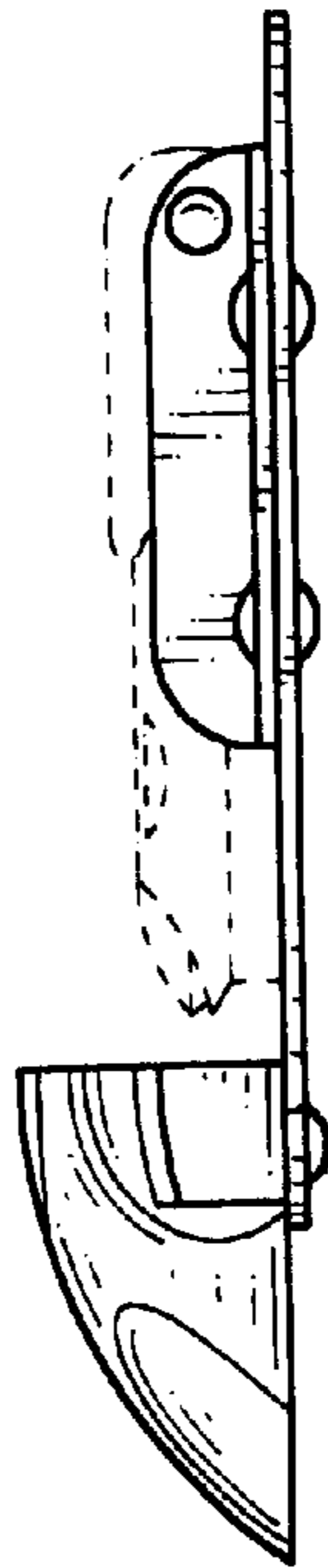


FIG. 3

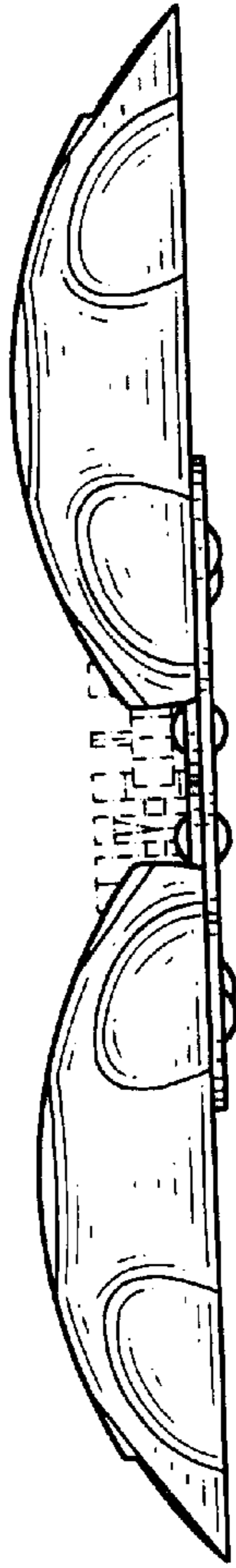


FIG. 4




FIG. 5

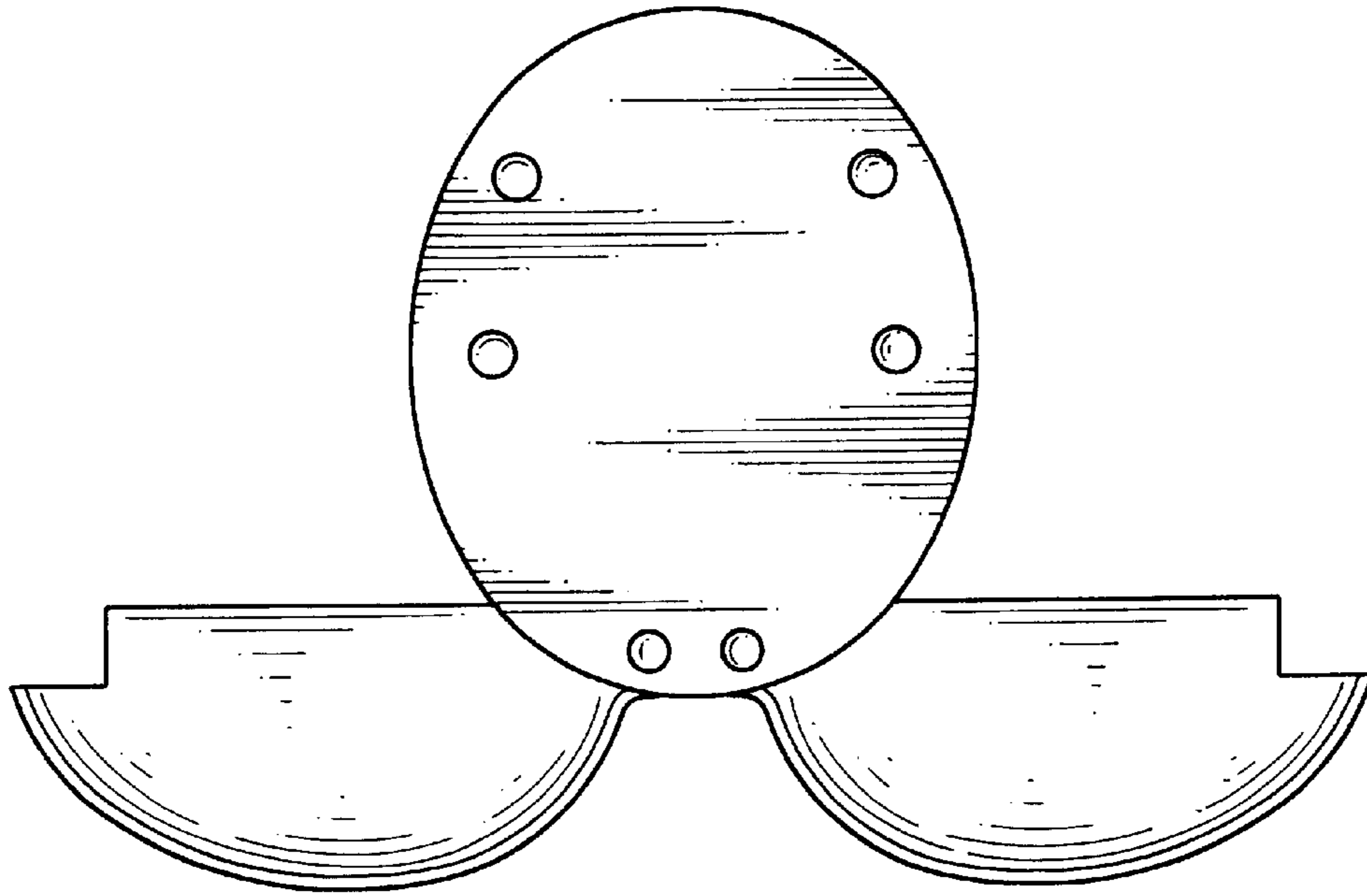


FIG. 7

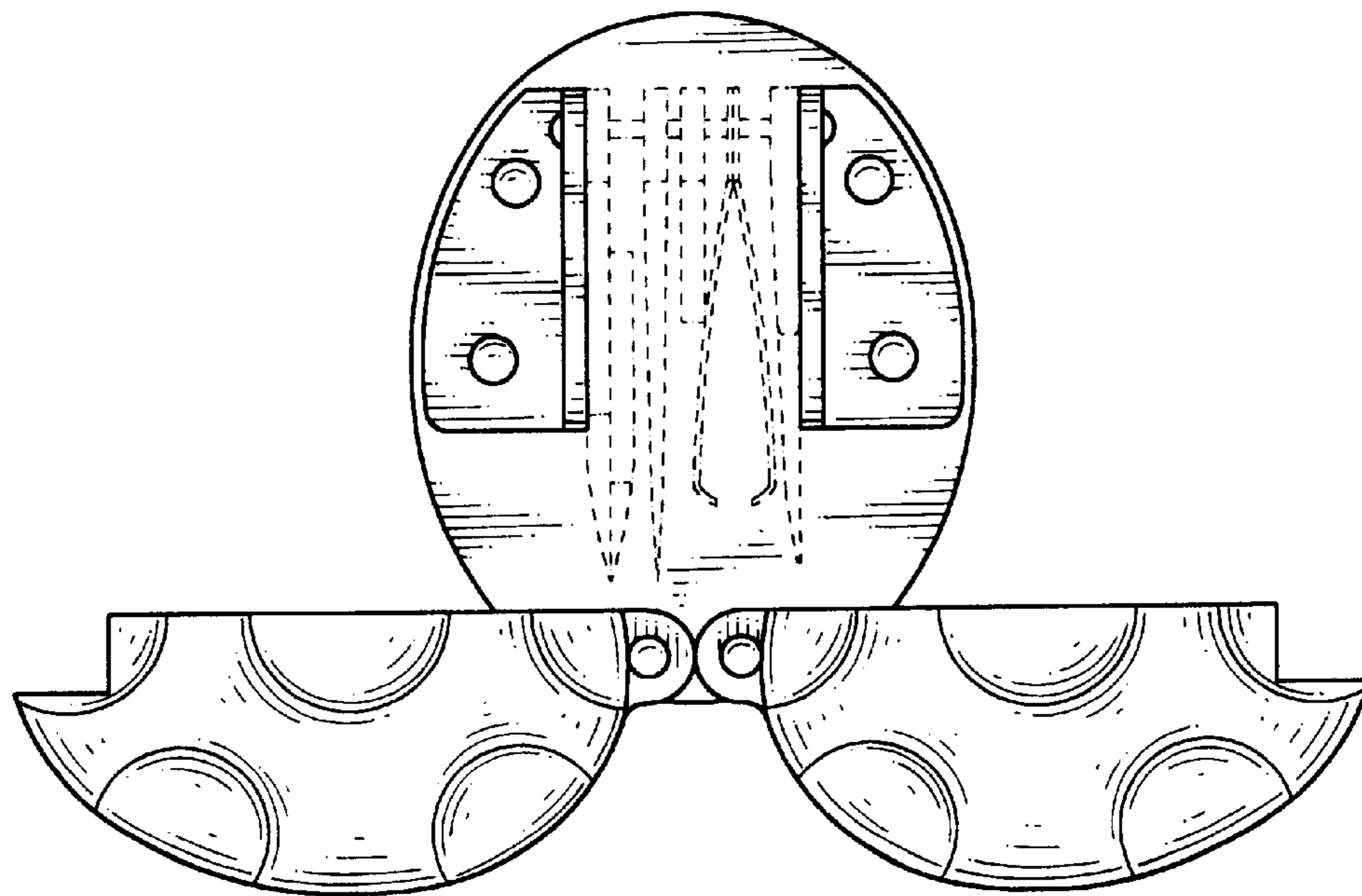


FIG. 6