



US00D440114S

(12) **United States Design Patent**
Lillelund et al.

(10) **Patent No.:** **US D440,114 S**

(45) **Date of Patent:** **** Apr. 10, 2001**

(54) **STORAGE CONTAINER BOTTOM CLOSURE**

(75) Inventors: **Stig Lillelund**, Gentofte; **Jakob Heiberg**, Charlottenlund; **Hanne Dalsgaard Jeppesen**, Holt, all of (DK); **Robert H. C. M. Daenen**, Herne (BE)

(73) Assignee: **Dart Industries Inc.**, Orlando, FL (US)

(**) Term: **14 Years**

(21) Appl. No.: **29/113,206**

(22) Filed: **Nov. 1, 1999**

(51) **LOC (7) Cl.** **02-01**

(52) **U.S. Cl.** **D7/392.1; D7/391**

(58) **Field of Search** D7/391, 392.1, D7/538, 542, 629; D9/435, 453, 503, 439; 220/306, 369, 287, 334; 215/320; D3/323, 326; 206/561, 592, 438; 229/404; 222/212

(56) **References Cited**

U.S. PATENT DOCUMENTS

- D. 243,231 * 2/1977 Smith D9/439
- D. 306,388 3/1990 Pozzi D7/591
- D. 317,120 * 5/1991 Schwartzburg D9/503
- D. 317,126 * 5/1991 Morris, Sr. D9/428
- D. 321,627 11/1991 Plough D7/596
- D. 327,849 * 7/1992 Armstrong D9/453
- D. 346,720 * 5/1994 Onneweer D7/629

- D. 350,876 9/1994 VanValkenburg D7/612
- D. 367,361 * 2/1996 Kobilarcik et al. D3/326
- D. 374,794 * 10/1996 Ahern, Jr. D7/392.1
- D. 377,732 * 2/1997 Ahern, Jr. D7/391
- D. 403,922 * 1/1999 Terracciano et al. D7/542
- D. 418,716 * 1/2000 Haley D7/392.1
- D. 422,176 * 4/2000 Laib D7/392.1
- 3,737,066 6/1973 Ames 220/31
- 5,971,225 10/1999 Kapsa 222/212

* cited by examiner

Primary Examiner—M. N. Pandozzi

(74) *Attorney, Agent, or Firm*—Taylor J. Ross

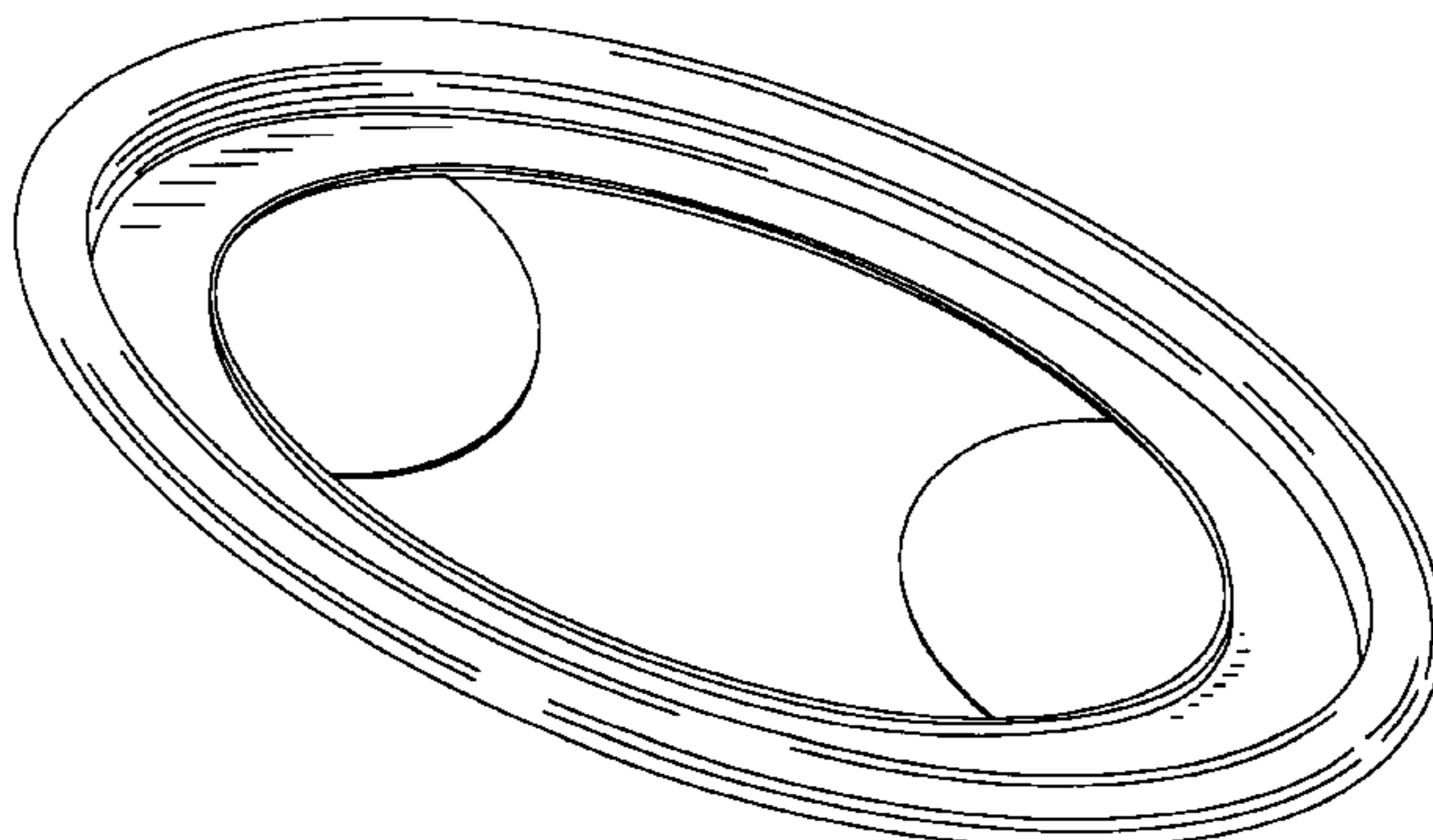
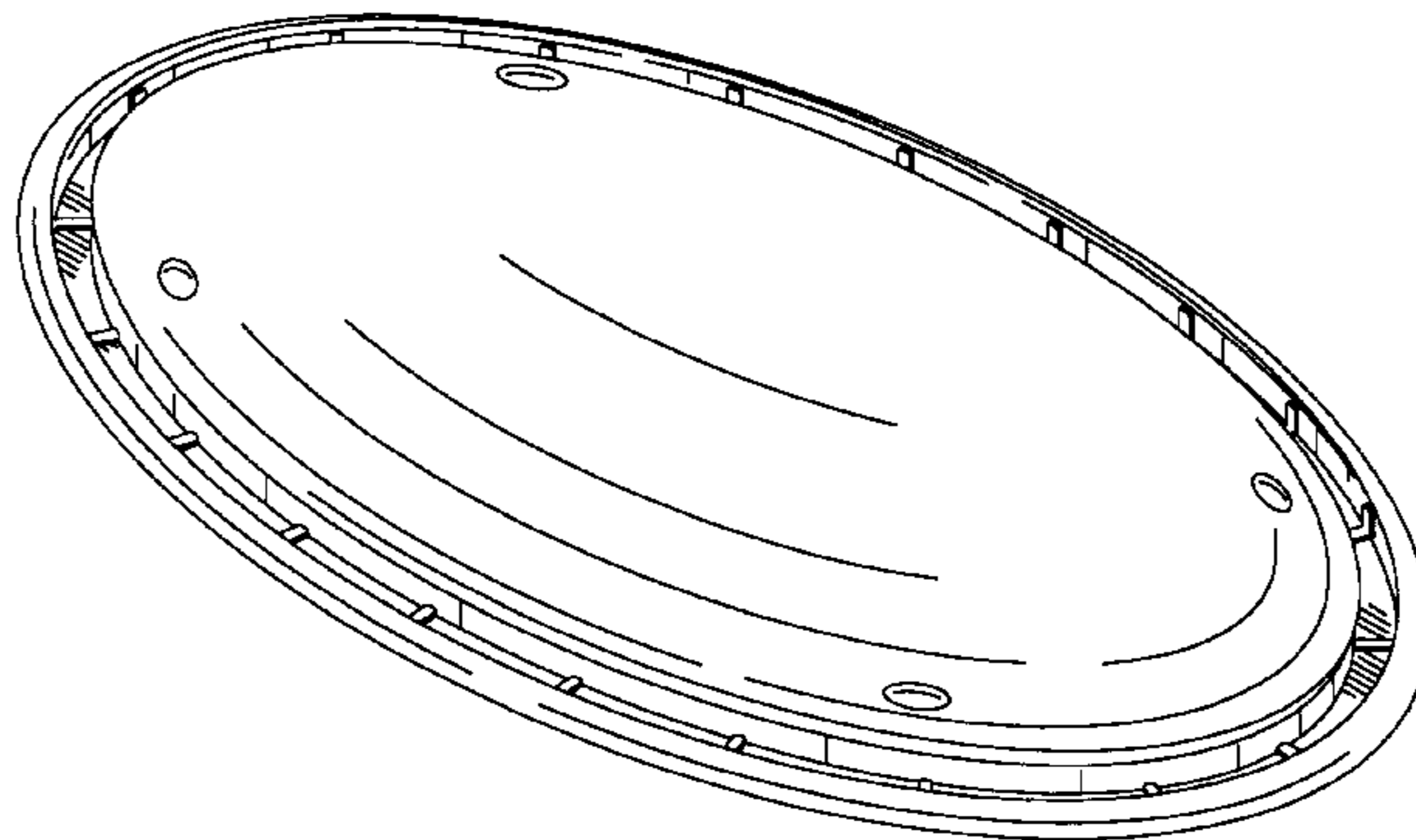
(57) **CLAIM**

The ornamental design for a storage container bottom closure, as shown and described.

DESCRIPTION

FIG. 1 is a top, side and front perspective view of a storage container bottom closure showing the new design; FIG. 2 is a bottom, side and front perspective view thereof; FIG. 3 is a right side elevation view thereof; FIG. 4 is a left side elevation view thereof; FIG. 5 is a front elevation view thereof; FIG. 6 is a rear elevation view thereof; FIG. 7 is a top plan view thereof; and, FIG. 8 is a bottom plan view thereof.

1 Claim, 3 Drawing Sheets



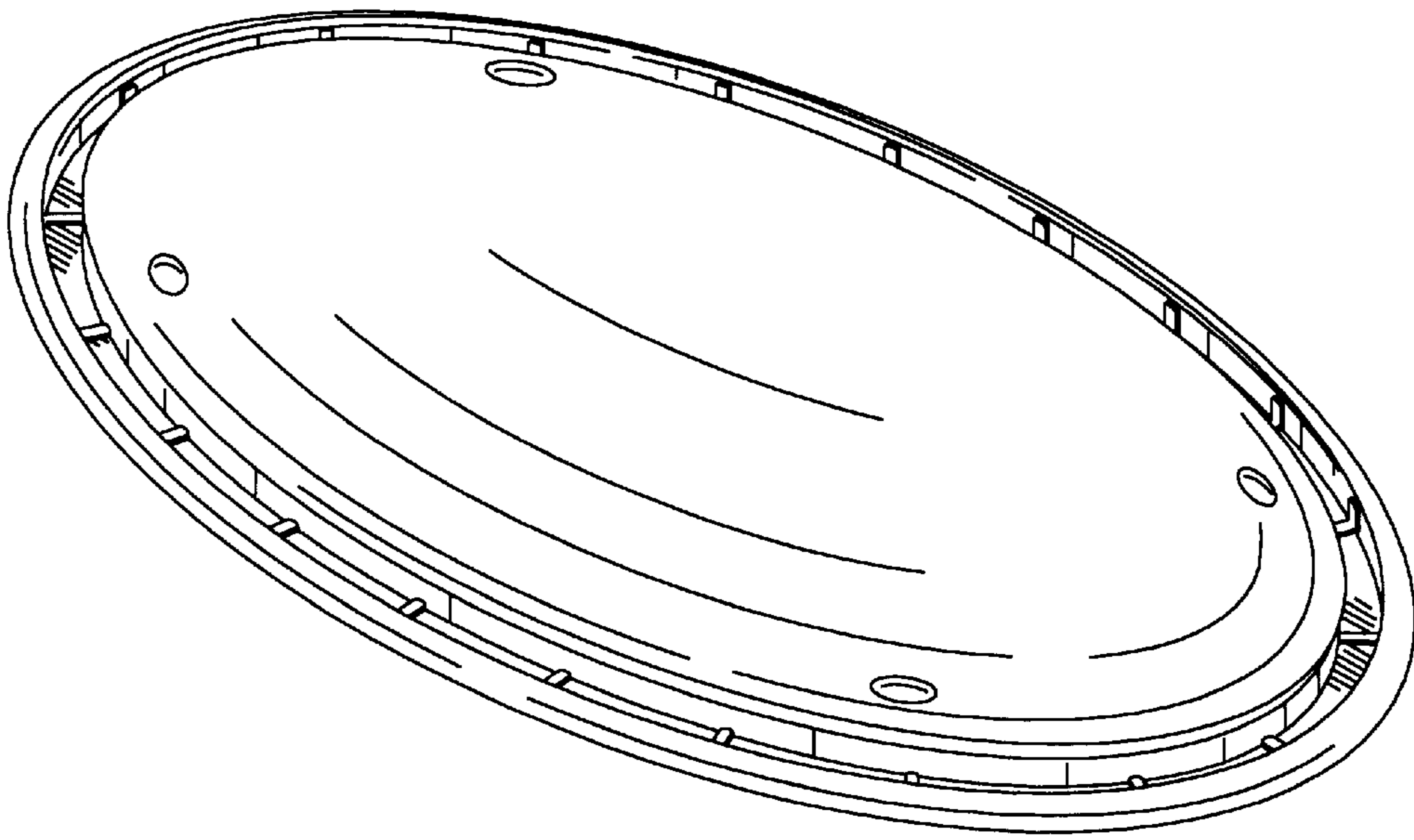


FIG. 1

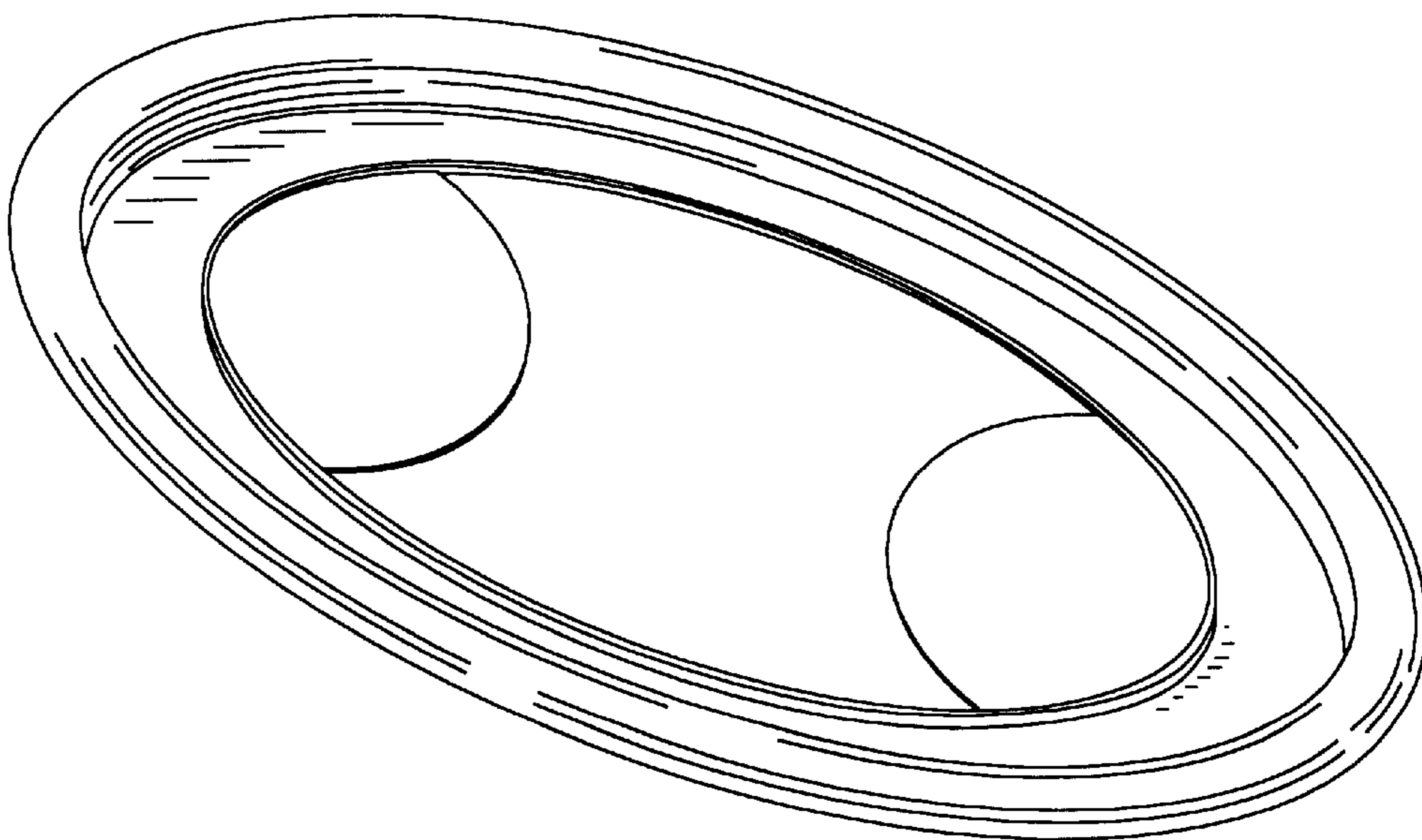


FIG. 2




FIG. 3

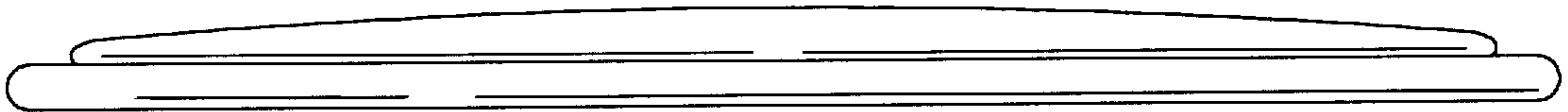


FIG. 4




FIG. 5




FIG. 6

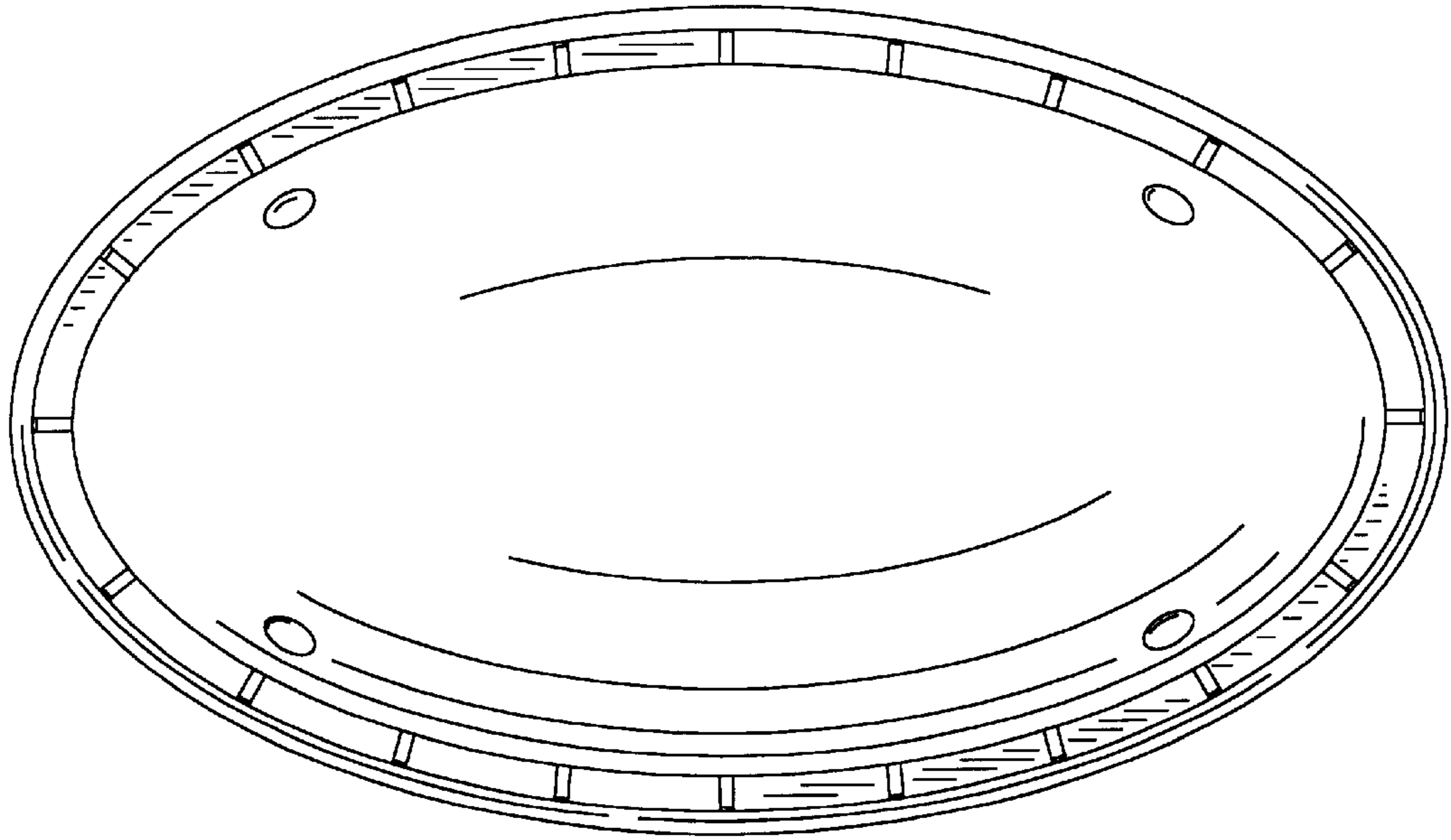


FIG. 7

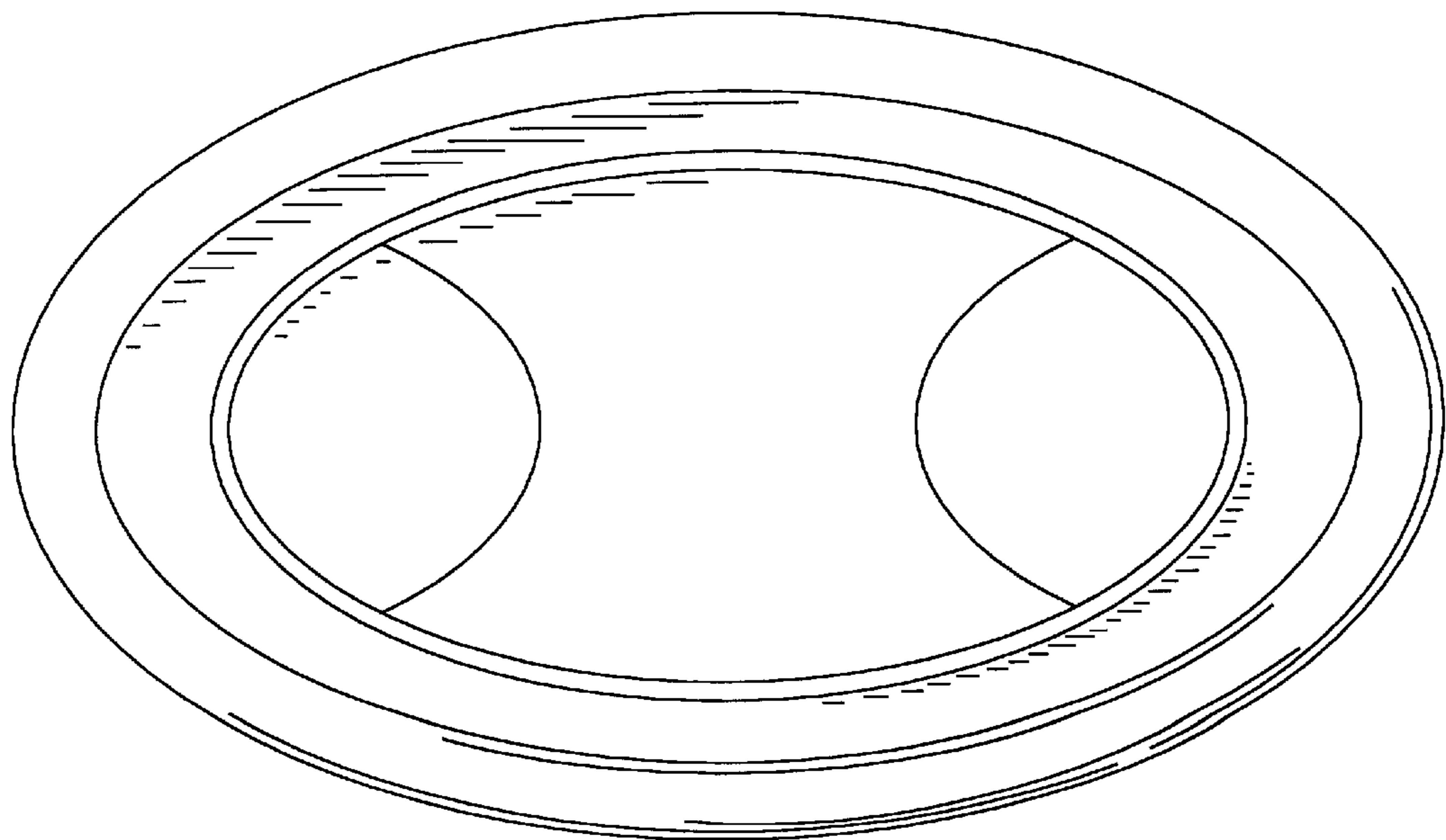


FIG. 8