



US00D440112S

(12) **United States Design Patent**
Su

(10) **Patent No.:** **US D440,112 S**

(45) **Date of Patent:** **** Apr. 10, 2001**

(54) **COOKER**

(76) Inventor: **Yung-Sen Su**, PO Box 82-144, Taipei (TW)

(**) Term: **14 Years**

(21) Appl. No.: **29/115,961**

(22) Filed: **Dec. 27, 1999**

(51) **LOC (7) Cl.** **07-02**

(52) **U.S. Cl.** **D7/367; D7/362**

(58) **Field of Search** **D7/362-367, 402; 99/422, 425, 445-446, 450; 219/429, 432, 433, 443.1, 450.1, 451.1**

5,176,067	*	1/1993	Higgins	99/340
5,276,307	*	1/1994	Higgins	219/386
5,320,028	*	6/1994	Grunberg	99/340
5,522,308	*	6/1996	Kayashima	99/331
5,552,577	*	9/1996	Su	219/401
5,682,811	*	11/1997	Kidushim	99/400
5,970,858	*	10/1999	Boehm et al.	99/446
6,041,696	*	3/2000	Su	99/483
6,082,249	*	7/2000	Su	99/340

* cited by examiner

Primary Examiner—Ruth McInroy
(74) *Attorney, Agent, or Firm*—A & J

(57) **CLAIM**

The ornamental design for a cooker, as shown and described.

(56) **References Cited**

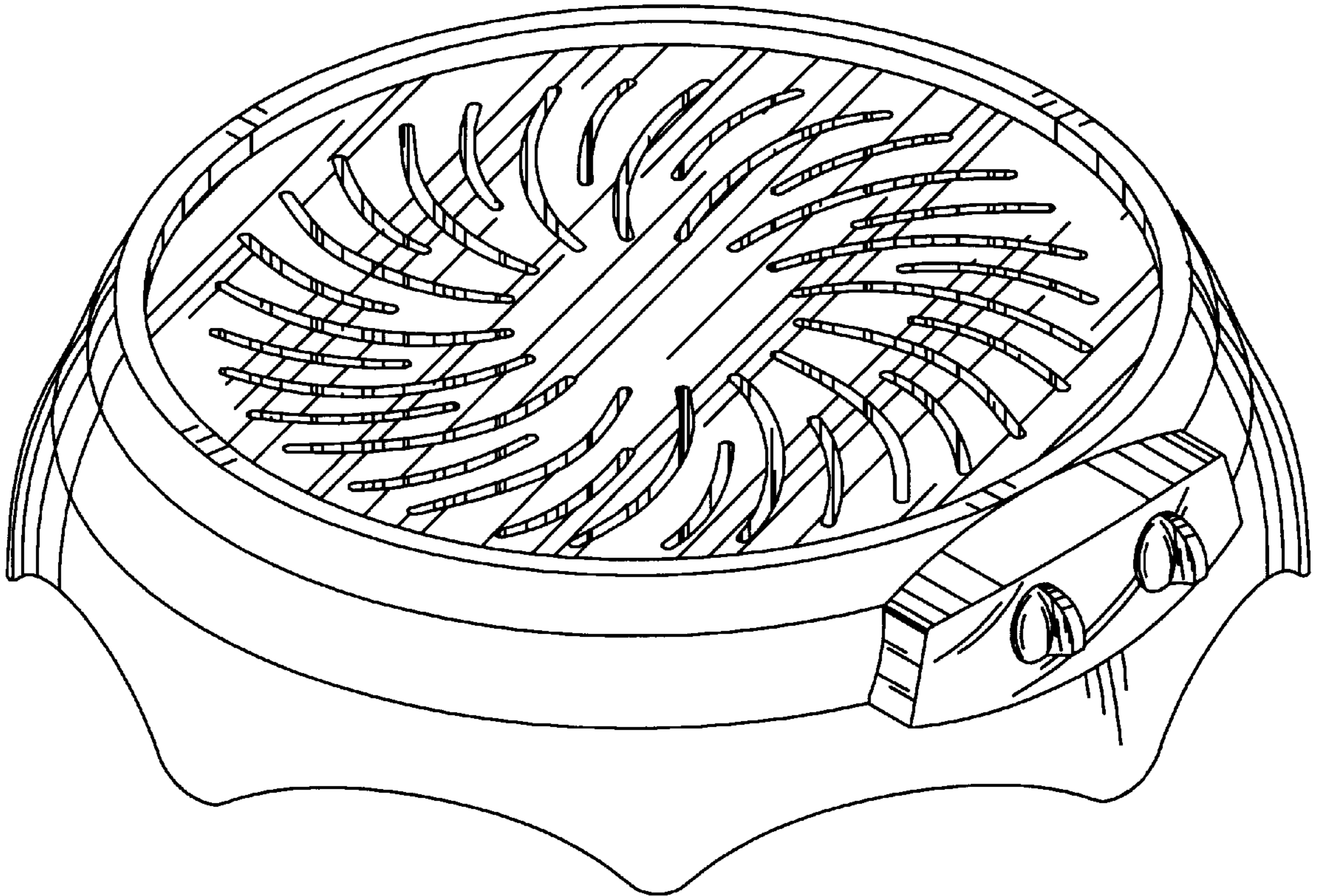
U.S. PATENT DOCUMENTS

D. 321,810	*	11/1991	Schultz	D7/363
D. 336,009	*	6/1993	Tringali et al.	D7/367
D. 336,815	*	6/1993	Cashin et al.	D7/367
D. 340,163	*	10/1993	Howard et al.	D7/363
D. 378,179	*	2/1997	Gebhardt et al.	D7/363
D. 378,485	*	3/1997	Angarita	D7/362
D. 403,554	*	1/1999	Asbury	D7/362
D. 431,411	*	10/2000	Chang	D7/362
4,013,869	*	3/1977	Orts	219/401

DESCRIPTION

FIG. 1 is a perspective view of a cooker showing my new design;
FIG. 2 is a front side elevational view thereof;
FIG. 3 is a rear side elevational view thereof;
FIG. 4 is a left view thereof;
FIG. 5 is a right view thereof;
FIG. 6 is a top plan view thereof; and,
FIG. 7 is a bottom plan view thereof.

1 Claim, 4 Drawing Sheets



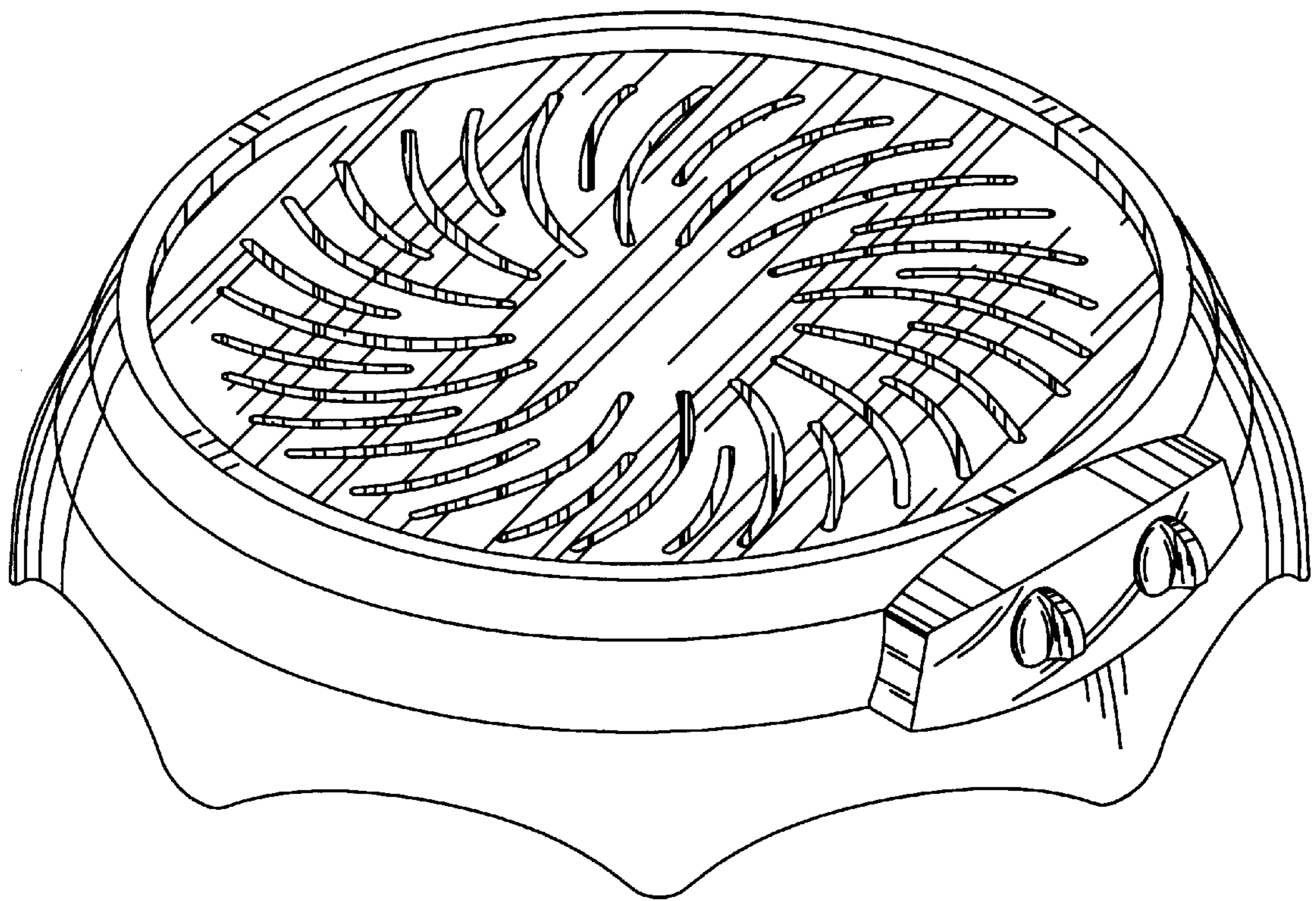


FIG. 1




FIG. 2

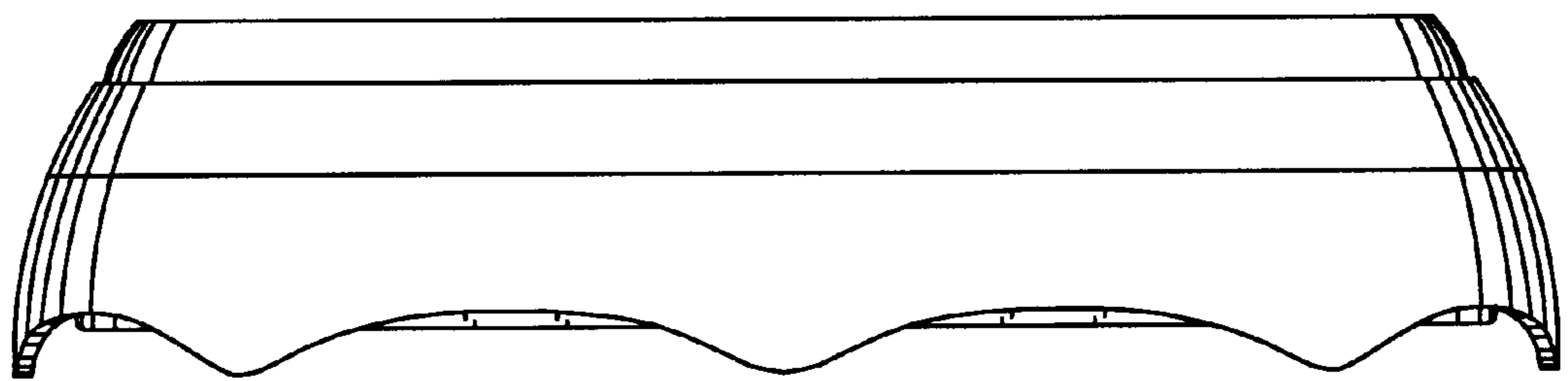


FIG. 3

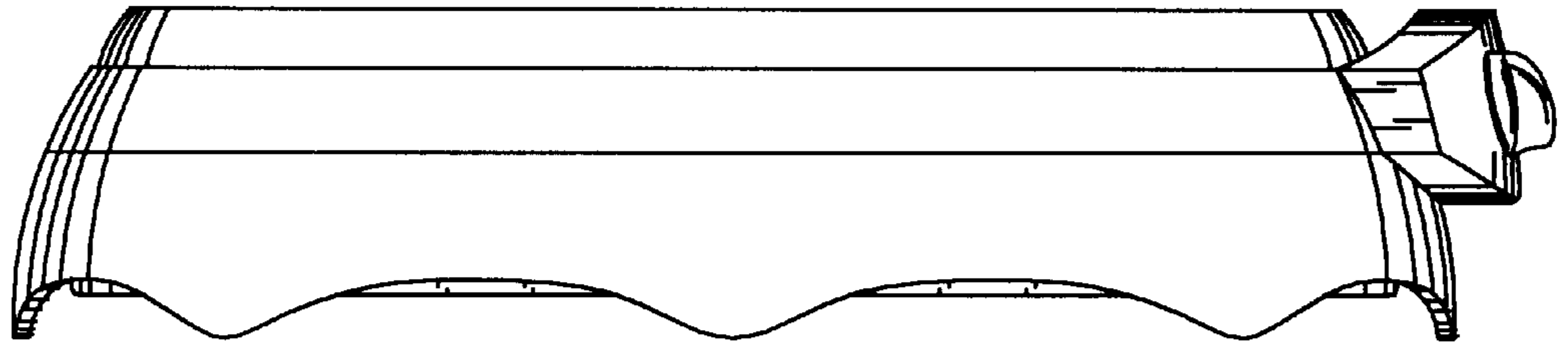


FIG. 4

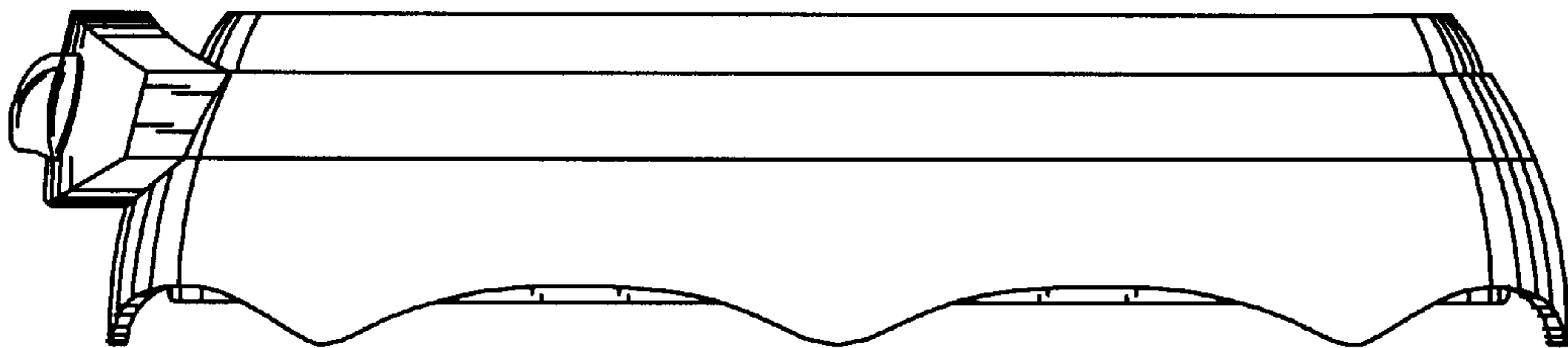


FIG. 5

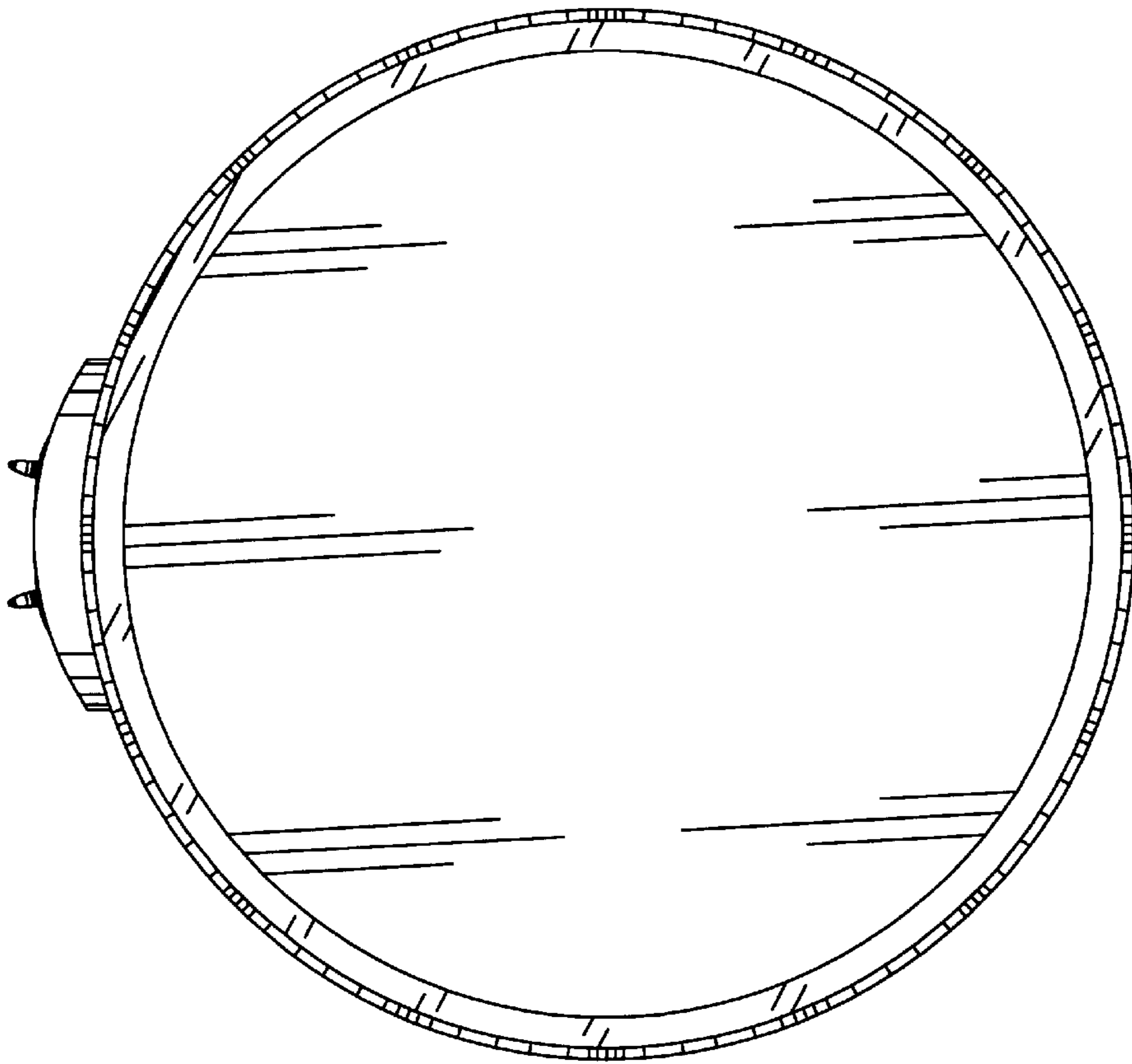


FIG. 7

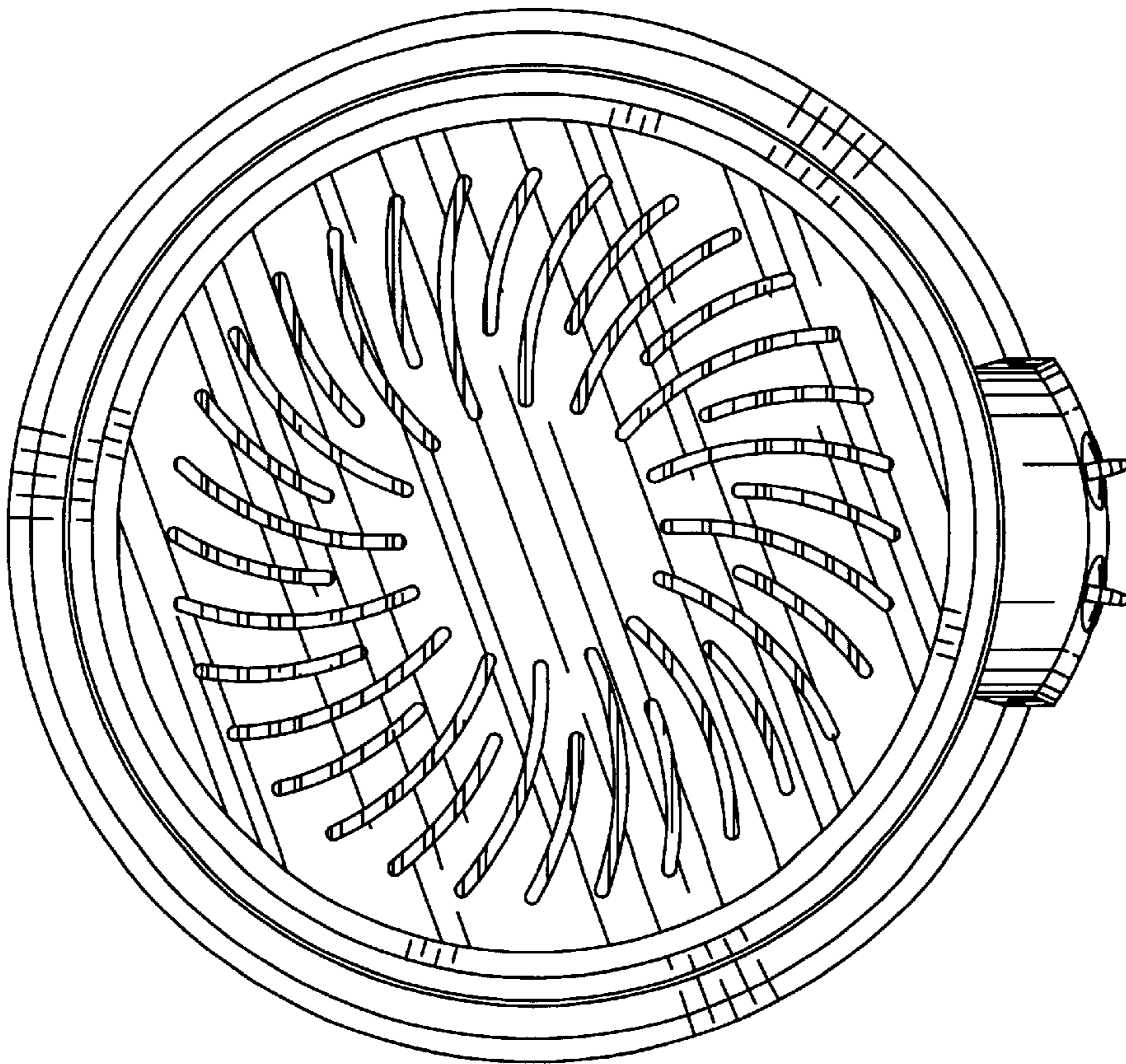


FIG. 6