



US00D440104S

(12) **United States Design Patent**  
**Horsten**

(10) **Patent No.:** **US D440,104 S**

(45) **Date of Patent:** **\*\* Apr. 10, 2001**

(54) **CORD WEIGHT FOR COVERINGS FOR ARCHITECTURAL OPENINGS**

D. 428,292 \* 7/2000 Anderson ..... D6/581

\* cited by examiner

(75) Inventor: **Antonius Johannus Josephus Horsten**,  
Den Haag (NL)

*Primary Examiner*—Mitchell Siegel

(73) Assignee: **Hunter Douglas Industries BV**, EL  
Rotterdam (NL)

(74) *Attorney, Agent, or Firm*—Dorsey & Whitney LLP

(\*\*) Term: **14 Years**

(57) **CLAIM**

I claim the ornamental design for a cord weight for coverings for architectural openings, as shown.

(21) Appl. No.: **29/118,441**

**DESCRIPTION**

(22) Filed: **Feb. 7, 2000**

(30) **Foreign Application Priority Data**

Aug. 5, 1999 (XH) ..... DMA/004637

FIG. 1 is an isometric view looking at the front of the cord weight for coverings for architectural openings;

(51) **LOC (7) Cl.** ..... **06-10**

FIG. 2 is a front elevation thereof;

(52) **U.S. Cl.** ..... **D6/581**

FIG. 3 is a top plan view thereof;

(58) **Field of Search** ..... D6/581, 580; 160/178.1,  
160/321, 322, 344, 177, 173, 168.1

FIG. 4 is a bottom plan view thereof;

FIG. 5 is a left side elevation thereof.

FIG. 6 is a right side elevation thereof; and,


FIG. 7 is a rear elevation thereof.

(56) **References Cited**

**U.S. PATENT DOCUMENTS**

D. 288,765 \* 3/1987 Falkenberg et al. .... D6/581

**1 Claim, 3 Drawing Sheets**






Fig.1.




Fig.2.

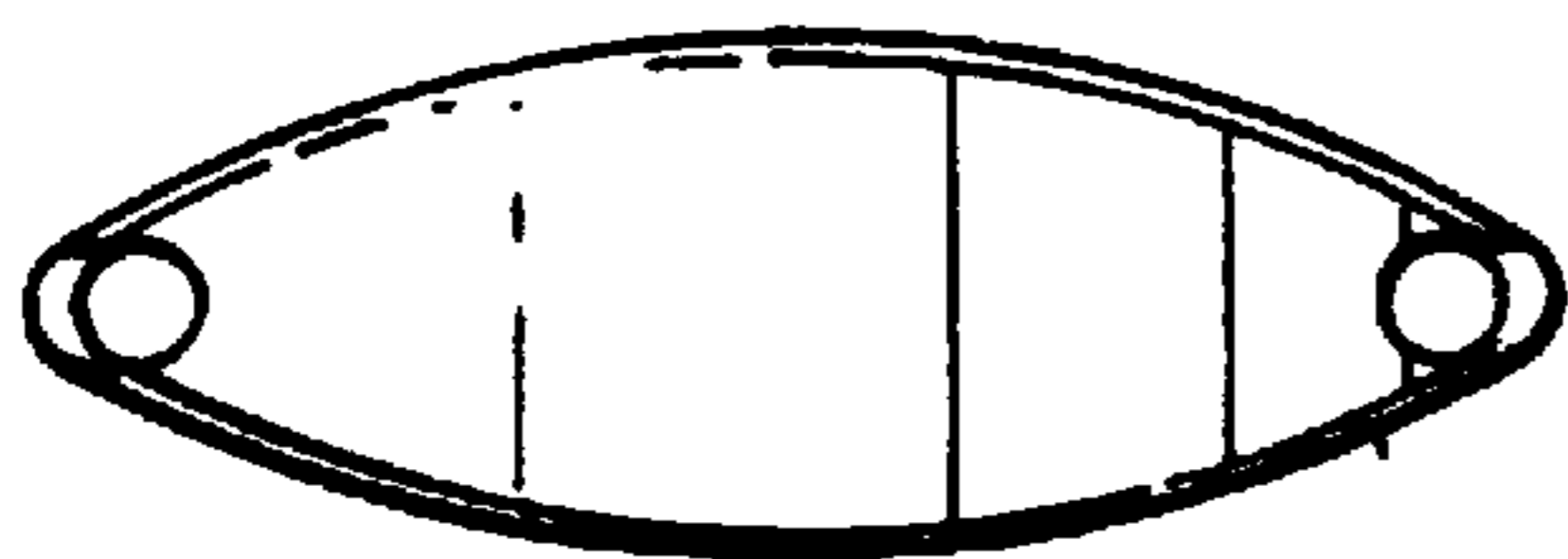


Fig.3.

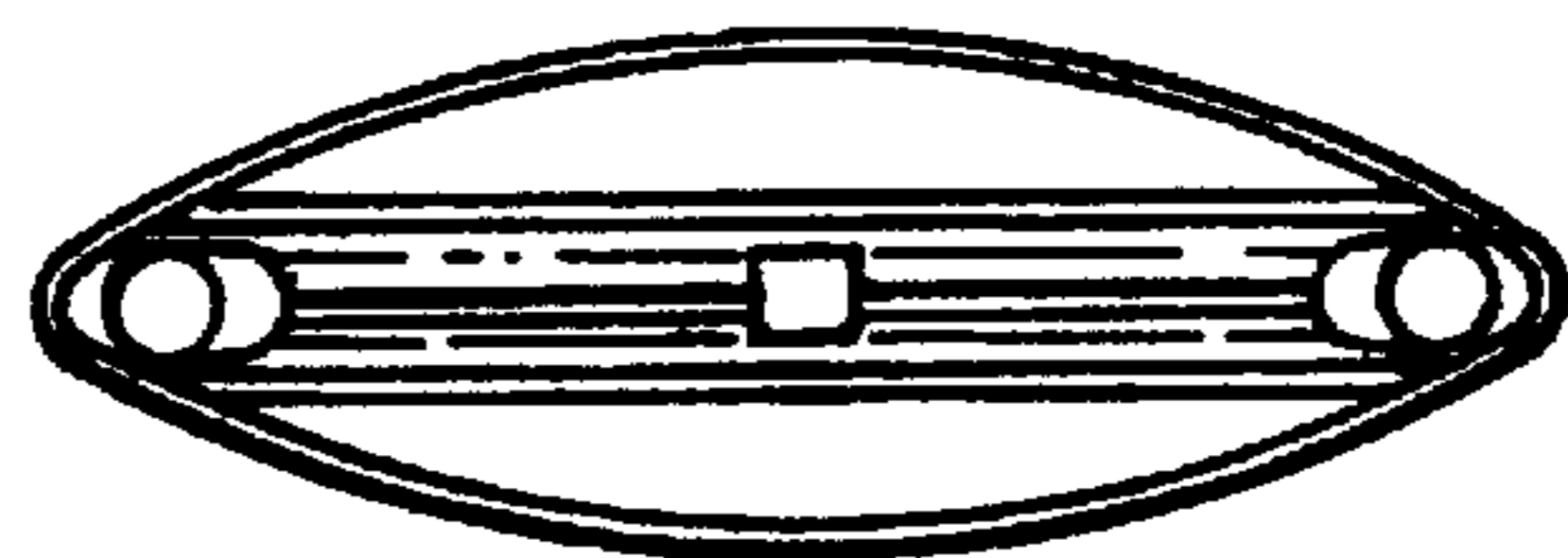


Fig.4.




Fig.5.




Fig.6.




Fig. 7.