



US00D440103S

(12) **United States Design Patent**
Throne

(10) **Patent No.:** **US D440,103 S**

(45) **Date of Patent:** **** Apr. 10, 2001**

(54) **VANE WITH SIDES THAT ARE BOTH CONVEX AND CONCAVE FOR USE IN COVERINGS FOR ARCHITECTURAL OPENINGS**

4,911,220 3/1990 Hiller .
4,930,562 6/1990 Goodman .
5,012,552 5/1991 Wulf .
5,101,876 4/1992 Zak .

(List continued on next page.)

(75) Inventor: **Jason T. Throne**, Steamboat Springs, CO (US)

FOREIGN PATENT DOCUMENTS

(73) Assignee: **Hunter Douglas, Inc.**, Upper Saddle River, NJ (US)

387188 3/1940 (CA) .
837171 4/1952 (DE) .
2644354 8/1978 (DE) 160/236
2920323 11/1980 (DE) .
3207850 9/1983 (DE) .
3312988 10/1984 (DE) .
9001429 5/1990 (DE) .
288937 7/1987 (EP) .
469695 2/1992 (EP) .
623832 5/1949 (GB) .
2275074 8/1994 (GB) .

(**) Term: **14 Years**

(21) Appl. No.: **29/128,540**

(22) Filed: **Aug. 25, 2000**

Related U.S. Application Data

OTHER PUBLICATIONS

(62) Division of application No. 09/256,129, filed on Feb. 24, 1999, which is a continuation of application No. 08/853,307, filed on May 8, 1997, now Pat. No. 5,960,850, which is a continuation of application No. 08/437,959, filed on May 10, 1995, now abandoned.

Spanish Disclosure No. 144292 dateds Dec. 26, 1968 (no translation available).

(51) **LOC (7) Cl.** **06-10**

Primary Examiner—Mitchell Siegel

(52) **U.S. Cl.** **D6/580**

(74) *Attorney, Agent, or Firm*—Dorsey & Whitney LLP

(58) **Field of Search** D6/575, 578, 580;
160/178.1, 236, 168.1, 84.1, 84.06, 900,
330, 348

(57) **CLAIM**

I claim the ornamental design for a vane with sides that are both convex and concave for use in coverings for architectural openings, as shown and described.

(56) **References Cited**

DESCRIPTION

U.S. PATENT DOCUMENTS

2,169,873 * 8/1939 Clark, Jr. 160/178.1
2,326,454 * 8/1943 Gentile 160/236
2,757,727 * 8/1956 Findell 160/168.1
3,844,330 10/1974 Hyman .
3,851,699 12/1974 Shapiro .
3,946,789 3/1976 Ronkholz-Tolle .
4,352,384 10/1982 McCoy, Jr. .
4,434,834 3/1984 Ennes .
4,466,476 8/1984 Fairbanks 160/330
4,519,435 5/1985 Stier .
4,535,828 8/1985 Brockhaus .
4,846,243 * 7/1989 Schneider 160/84.1
4,893,667 1/1990 Dunn 160/236

FIG. 1 is an isometric view of the vane with sides that are both convex and concave for use in coverings for architectural openings.

FIG. 2 is a top plan view of the vane shown in FIG. 1, with a bottom plan view being a mirror image thereof.

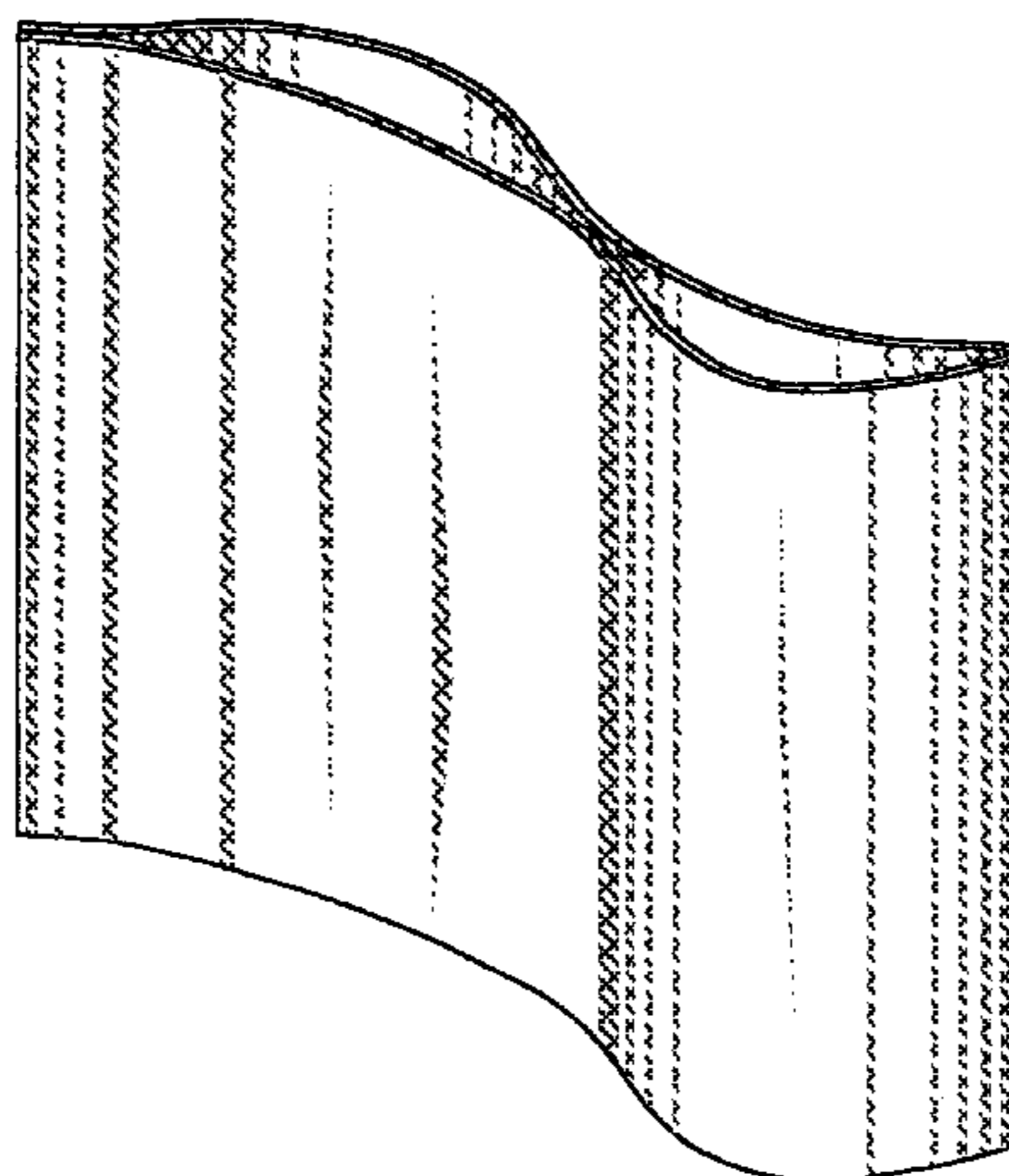
FIG. 3 is a right end elevation thereof.

FIG. 4 is a left end elevation thereof.

FIG. 5 is a front elevation thereof; and,

FIG. 6 is a rear elevation thereof.

1 Claim, 2 Drawing Sheets



US D440,103 S

Page 2

U.S. PATENT DOCUMENTS

5,141,042	*	8/1992	Schwaegerle	160/236	5,490,553	*	2/1996	Colson et al.	160/84.06
5,196,000		3/1993	Clear et al.	.		5,603,369	*	2/1997	Colson et al.	160/84.06
5,203,394		4/1993	Hailey	.		5,749,404		5/1998	Colson	160/84.04
5,255,940		10/1993	Kornblum et al.	.		5,797,442	*	8/1998	Colson et al.	160/236
5,271,447		12/1993	Aronovich	.		5,960,850	*	10/1999	Colson et al.	160/236
5,297,607		3/1994	Beauchamp	.		6,095,227	*	8/2000	Colson et al.	160/168.1
5,358,024		10/1994	Schwaegerle	.							

* cited by examiner

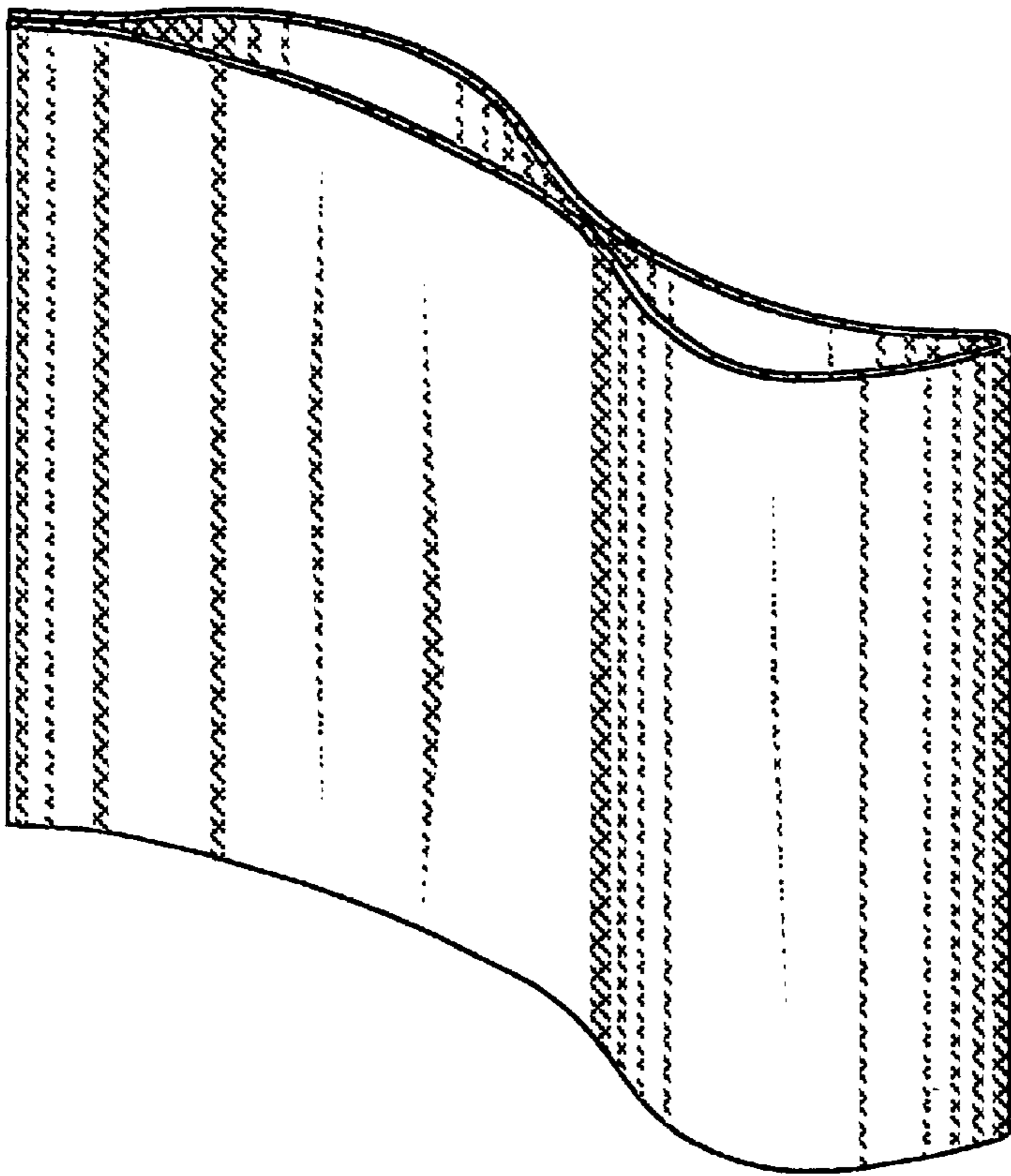


Fig. 1




Fig. 3

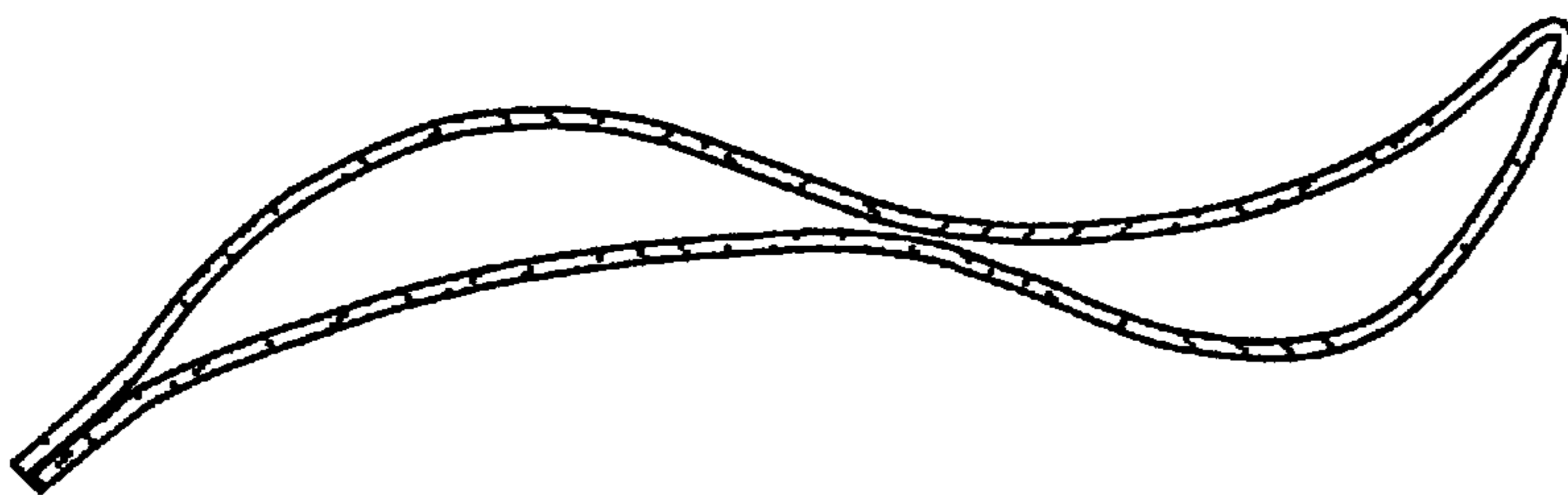


Fig. 2




Fig. 4




Fig. 5




Fig. 6