



US00D440093S

(12) **United States Design Patent**
Siegel et al.

(10) **Patent No.:** **US D440,093 S**

(45) **Date of Patent:** **** Apr. 10, 2001**

(54) **CRUSH FABRIC ROMAN SHADE**

(75) Inventors: **Leonard Siegel**, New York, NY (US);
Harold Sattler, Tenafly, NJ (US);
Ralph Jelic, Valencia, PA (US)

(73) Assignee: **Comfortex Window Fashions**,
Maplewood, NY (US)

(**) Term: **14 Years**

(21) Appl. No.: **29/041,420**

(22) Filed: **Jul. 13, 1995**

(51) **LOC (7) Cl.** **06-10**

(52) **U.S. Cl.** **D6/575**

(58) **Field of Search** D6/575-578; 160/84.01,
160/84.04; D5/37, 51, 52, 56, 61, 62, 47,
49

(56) **References Cited**

U.S. PATENT DOCUMENTS

D. 181,510	*	11/1957	Wolkowitz et al.	D6/575
D. 260,838	*	9/1981	Kato	D6/575
1,054,207	*	2/1913	Jackson	160/176.1 R X
1,321,800		11/1919	Andress et al.	.	
3,777,800	*	12/1973	Susoev	160/330 X
4,694,545		9/1987	Dernis	29/1 R X
4,921,032		5/1990	May	160/84.1
5,207,256		5/1993	Kraeutler	160/84.1
5,273,096		12/1993	Thomsen et al.	160/84.1
5,313,998		5/1994	Colson et al.	160/84.1
5,355,928	*	10/1994	Robertson	160/84.04
5,503,210	*	4/1996	Colson et al.	160/84.01 X

OTHER PUBLICATIONS

Spiegel Spring 1983 Catalog, Roman-Style Insulating Shade, p. 385.*
Butterick Apr. 1993 catalog, Waverly Easy to Do Shades, Shade B, pp. 6900-6901.*

Brochure entitled "A window view second to none, Peti Pleat", The Up and Down Shade Company undated.

* cited by examiner

Primary Examiner—B. J. Bullock
Assistant Examiner—Linda Brooks

(57) **CLAIM**

An ornamental design for a crush fabric Roman shade, as shown and described.

DESCRIPTION

FIG. 1 is a perspective view of our crush fabric Roman shade design in a fully lowered and closed position;

FIG. 2 is a front view thereof;

FIG. 3 is a left side view thereof, with the right side being a mirror image of this view;

FIG. 4 is a rear view thereof;

FIG. 5 is a top view thereof;


FIG. 6 is a bottom view thereof.

FIG. 7 is a perspective view of our crush fabric Roman shade design in a fully raised and open position, it being understood that the wavy-lined pattern inside the pleats repeats throughout the inside of the pleats; and,

FIG. 8 is an enlarged view showing a portion of the crush fabric used in the design.

The headrail and bottom rail are shown in broken lines for purposes of illustration only and form no part of the claimed design.

1 Claim, 5 Drawing Sheets






FIG. 1

FIG. 2


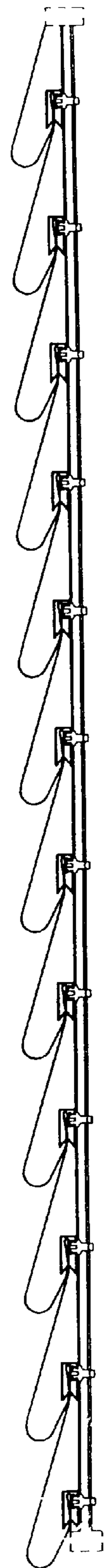


FIG. 3






FIG. 5




FIG. 4




FIG. 6

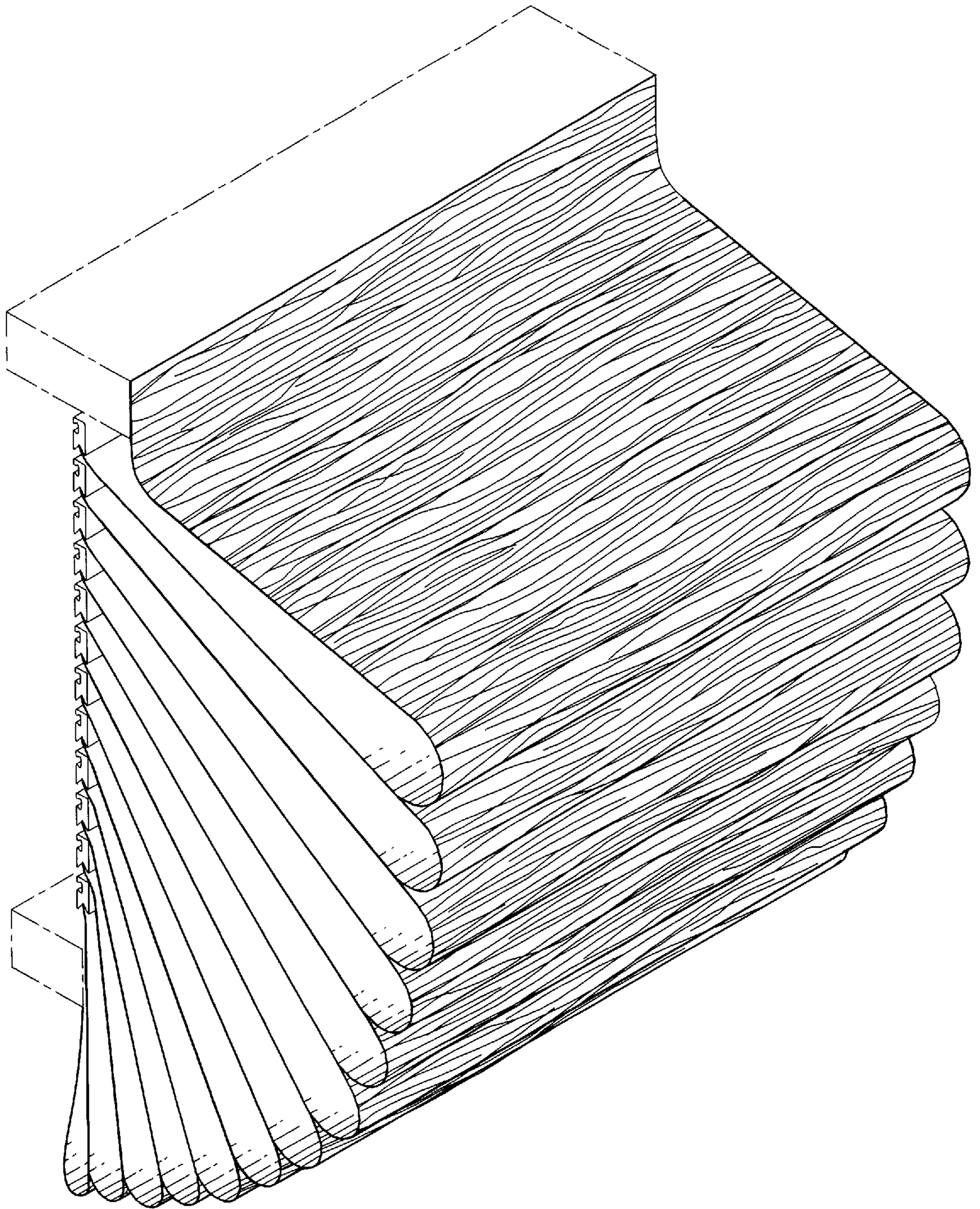


FIG. 7




FIG. 8