



US00D440092S

(12) **United States Design Patent**
Fiegl et al.

(10) **Patent No.:** **US D440,092 S**

(45) **Date of Patent:** **** Apr. 10, 2001**

(54) **BATH TOWEL BAR**

(75) Inventors: **Tomas Fiegl; Achim Pohl**, both of
Darmstadt (DE)

(73) Assignee: **Hansa Metallwerke AG** (DE)

(**) Term: **14 Years**

(21) Appl. No.: **29/099,648**

(22) Filed: **Jan. 25, 1999**

(30) **Foreign Application Priority Data**

Jul. 24, 1998 (DE) 498 07 239

(51) **LOC (7) Cl.** **07-07**

(52) **U.S. Cl.** **D6/549**

(58) **Field of Search** D6/546-550, 524;
211/13.1, 16, 86-88, 105.1, 105.2; 108/123,
152, 29, 59; 312/37

(56) **References Cited**

U.S. PATENT DOCUMENTS

- D. 312,935 * 12/1990 Chap et al. D6/549
- D. 327,196 * 6/1992 Crook et al. D6/549
- D. 336,726 * 6/1993 Paulin et al. D6/549
- D. 362,362 * 9/1995 Moon D6/549

D. 388,272 * 12/1997 Moore D6/549

* cited by examiner

Primary Examiner—Brian N. Vinson

(57) **CLAIM**

We claim the ornamental design for a bath towel bar, as shown and described.

DESCRIPTION

FIG. 1 is a left side elevation of a first embodiment of a bath towel bar showing our new design, which is a mirror image of a right side elevation.

FIG. 2 is a front view thereof.

FIG. 3 is a rear view thereof.

FIG. 4 is a top view thereof.

FIG. 5 is a bottom view thereof.

FIG. 6 is a perspective view thereof.

FIG. 7 is a left side elevation of a second embodiment of a bath towel bar showing our new design, which is a mirror image of a right side elevation.

FIG. 8 is a front view thereof.



FIG. 9 is a rear view thereof.

FIG. 10 is a top view thereof.

FIG. 11 is a bottom view thereof; and,

FIG. 12 is a perspective view thereof.

1 Claim, 12 Drawing Sheets










Fig. 1














Fig. 7




Fig. 8

