



US00D440041S

(12) **United States Design Patent**
Fermin

(10) **Patent No.:** **US D440,041 S**

(45) **Date of Patent:** **** Apr. 10, 2001**

(54) **BELT MOUNTABLE CARRYING DEVICE**

(76) Inventor: **Frederick C. Fermin**, 13906 Norland St., San Antonio, TX (US) 78232-4921

(**) Term: **14 Years**

(21) Appl. No.: **29/122,327**

(22) Filed: **Apr. 25, 2000**

(51) **LOC (7) Cl.** **03-01**

(52) **U.S. Cl.** **D3/226**

(58) **Field of Search** D3/226, 218, 219, D3/220, 228, 233, 253, 212, 265, 266; 224/245, 235, 674, 677, 240, 904; 206/6; D27/185, 172

(56) **References Cited**

U.S. PATENT DOCUMENTS

D. 67,549	*	6/1925	Rohr	D3/212
D. 308,752	*	6/1990	Hall	D3/265
D. 322,170	*	12/1991	Nelson et al.	D3/226
2,983,412	*	5/1961	Ferguson	224/245
3,361,312	*	1/1968	Hutchison	224/240
3,949,916	*	4/1976	Yount	224/240
4,998,653	*	3/1991	LaBelle	D3/226 X

* cited by examiner

Primary Examiner—Louis S. Zarfaz

Assistant Examiner—Catherine R. Oliver

(74) *Attorney, Agent, or Firm*—Law Offices of William L. Klima, P.L.C.

(57) **CLAIM**

The ornamental design for a belt mountable carrying device, as shown and described.

DESCRIPTION

FIG. 1 is a perspective view of the present invention.

FIG. 2 is a front elevational view of the belt mountable carrying device according to the present invention.

FIG. 3 is a top planar view of the belt mountable carrying device according to the present invention.

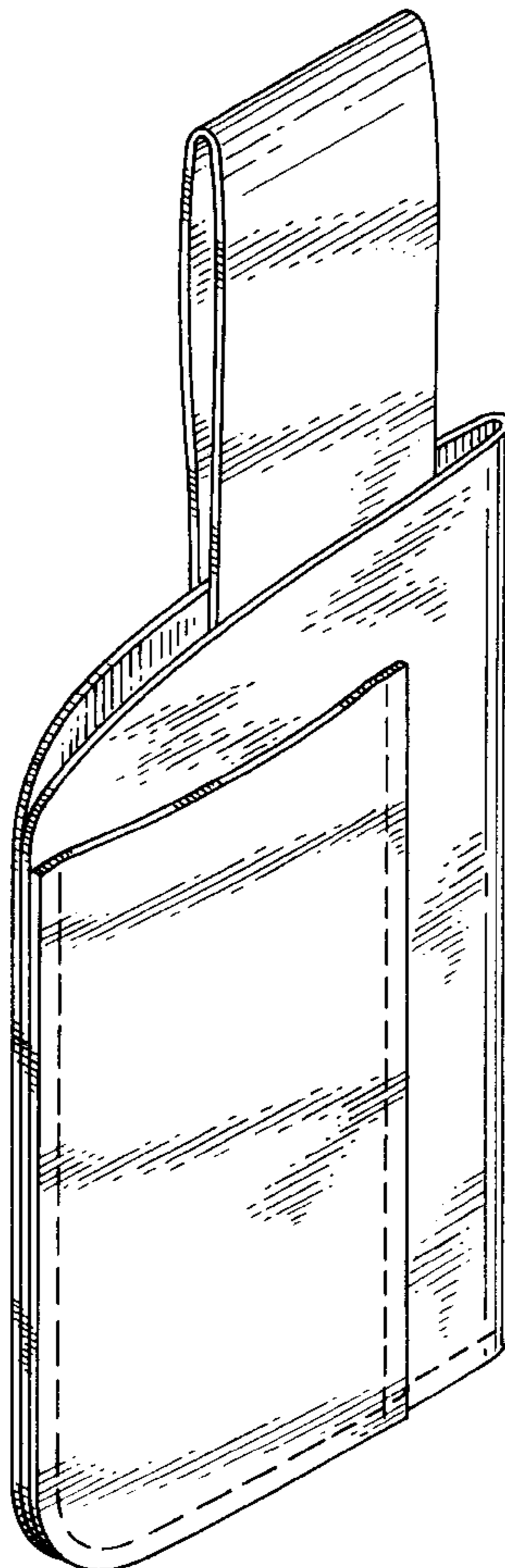
FIG. 4 is a rear elevational view of the belt mountable carrying device according to the present invention.

FIG. 5 is a bottom planar view of the belt mountable carrying device according to the present invention.

FIG. 6 is a left side elevational view of the belt mountable carrying device according to the present invention; and,

FIG. 7 is a right side elevational view of the belt mountable carrying device according to the present invention.

1 Claim, 4 Drawing Sheets



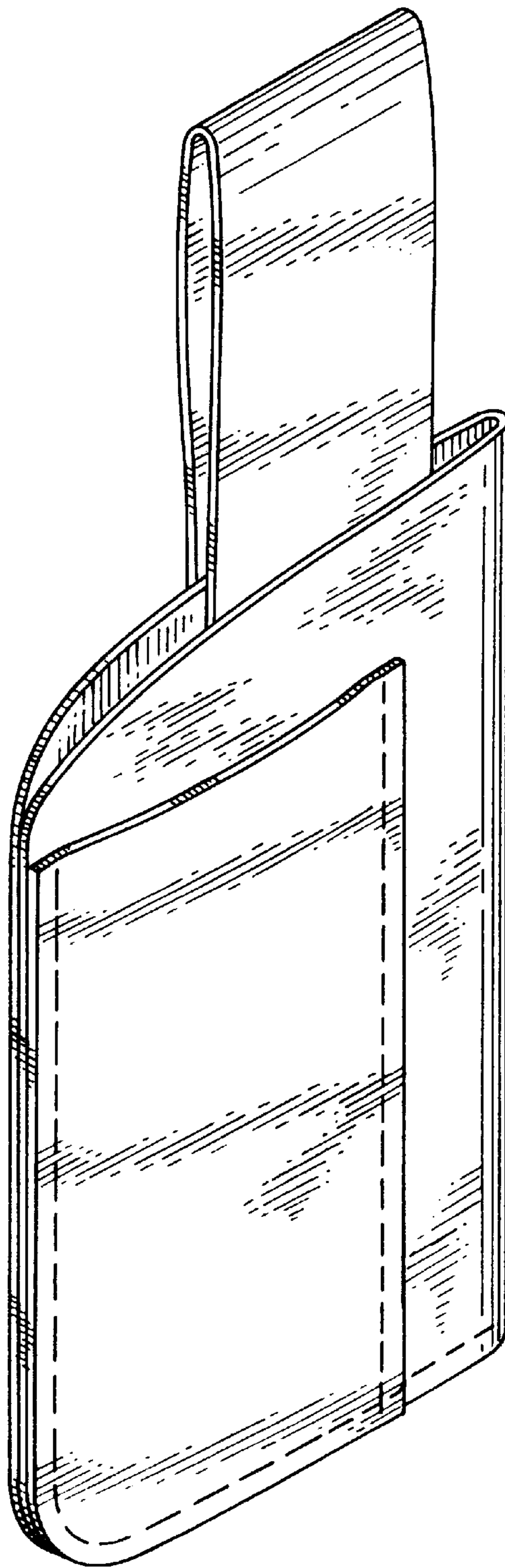


FIG. 1

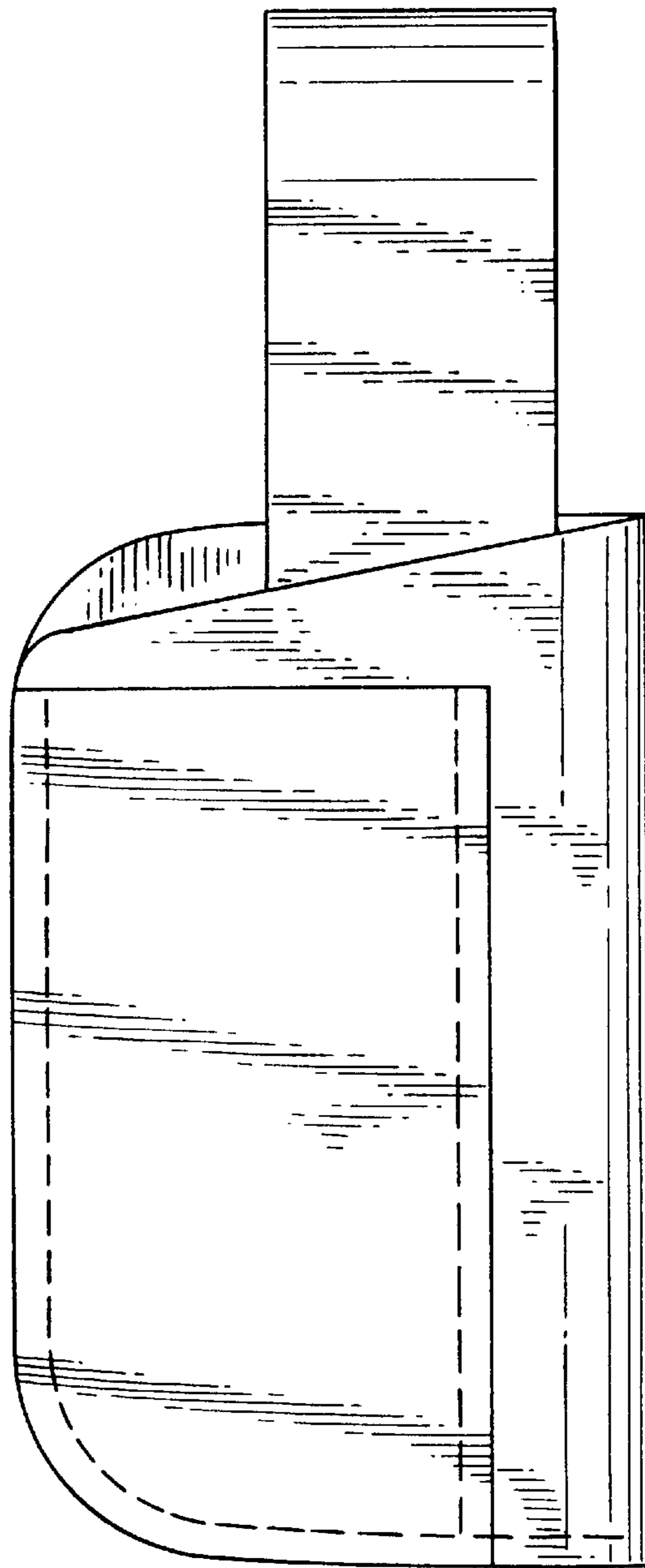


FIG. 2




FIG. 3

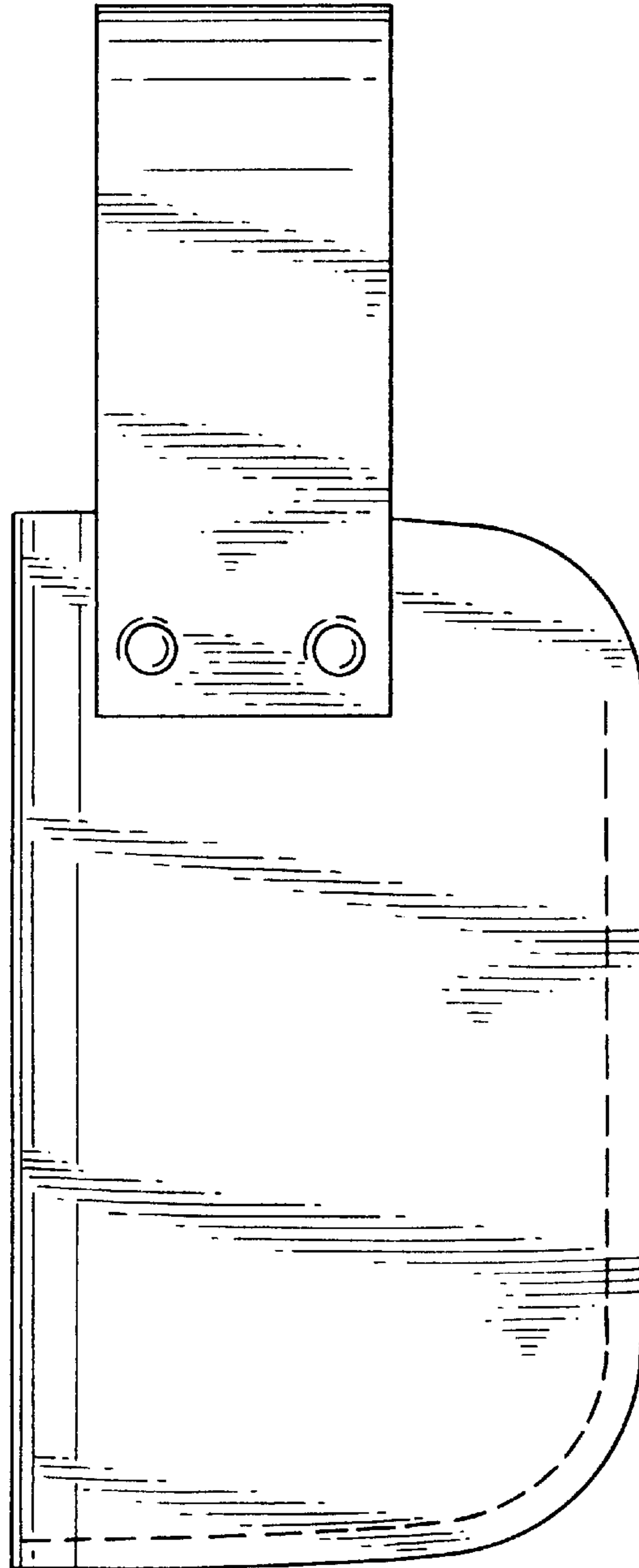


FIG. 4




FIG. 5

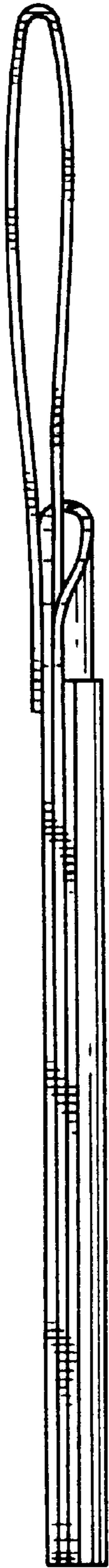


FIG. 6

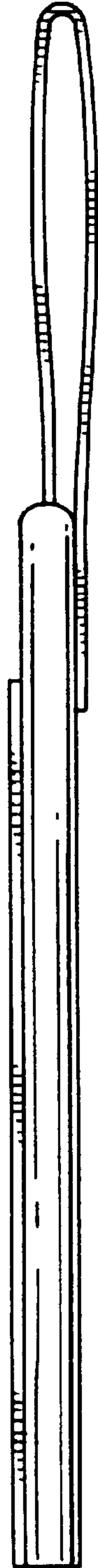


FIG. 7