



US00D440027S

(12) **United States Design Patent**
Strougo

(10) **Patent No.:** **US D440,027 S**

(45) **Date of Patent:** **** Apr. 10, 2001**

(54) **UNDERGARMENT**

(75) Inventor: **Alice Strougo**, Northridge, CA (US)

(73) Assignee: **Warnaco Inc.**, New York, NY (US)

(**) Term: **14 Years**

(21) Appl. No.: **29/045,336**

(22) Filed: **Oct. 17, 1995**

(51) **LOC (7) Cl.** **02-01**

(52) **U.S. Cl.** **D2/712**

(58) **Field of Search** D2/712; 2/406,
2/408, 407

(56) **References Cited**

U.S. PATENT DOCUMENTS

1,910,715	*	5/1933	Ryden et al.	2/406	X
1,929,363		10/1933	Long	2/406	
2,651,048		9/1953	Milberg	2/406	
3,150,665	*	9/1964	May et al.	D2/712	X
3,288,141	*	11/1966	Mathison et al.	D2/712	X
4,009,495	*	3/1977	Faust	2/406	
4,244,059	*	1/1981	Pflaumer	2/406	X
4,612,674		9/1986	Hashimoto	2/406	
4,615,051		10/1986	Hashimoto	2/406	
4,984,304	*	1/1991	Brown	2/406	X
5,291,617	*	3/1994	Moretz et al.	2/406	X
5,388,275	*	2/1995	Oram	2/408	

5,416,929 * 5/1995 Braunstein 2/406

* cited by examiner

Primary Examiner—Louis S. Zarfaz

(74) *Attorney, Agent, or Firm*—Amster, Rothstein & Ebenstein

(57) **CLAIM**

The ornamental design for a undergarment, as shown and described.

DESCRIPTION

FIG. 1 is a front elevational view of the first embodiment of an undergarment showing my new design, the first embodiment being in the form of a woman's bikini;

FIG. 2 is a new elevational view thereof;

FIG. 3 is a bottom plan view thereof;

FIG. 4 is a front elevational view of the second embodiment of an undergarment showing my new design; the second embodiment being in the form of a woman's briefing;

FIG. 5 is a rear elevational view thereof;

FIG. 6 is a front elevational view of a third embodiment of an underground showing my new design; the third embodiment being in the form of a woman's high leg brief; and, FIG. 7 is a rear elevational view thereof.

When viewed from the rear, each of the embodiments shows only the pointed end of the crotch piece at the "moon" seam beneath the vertical back seam.

1 Claim, 3 Drawing Sheets

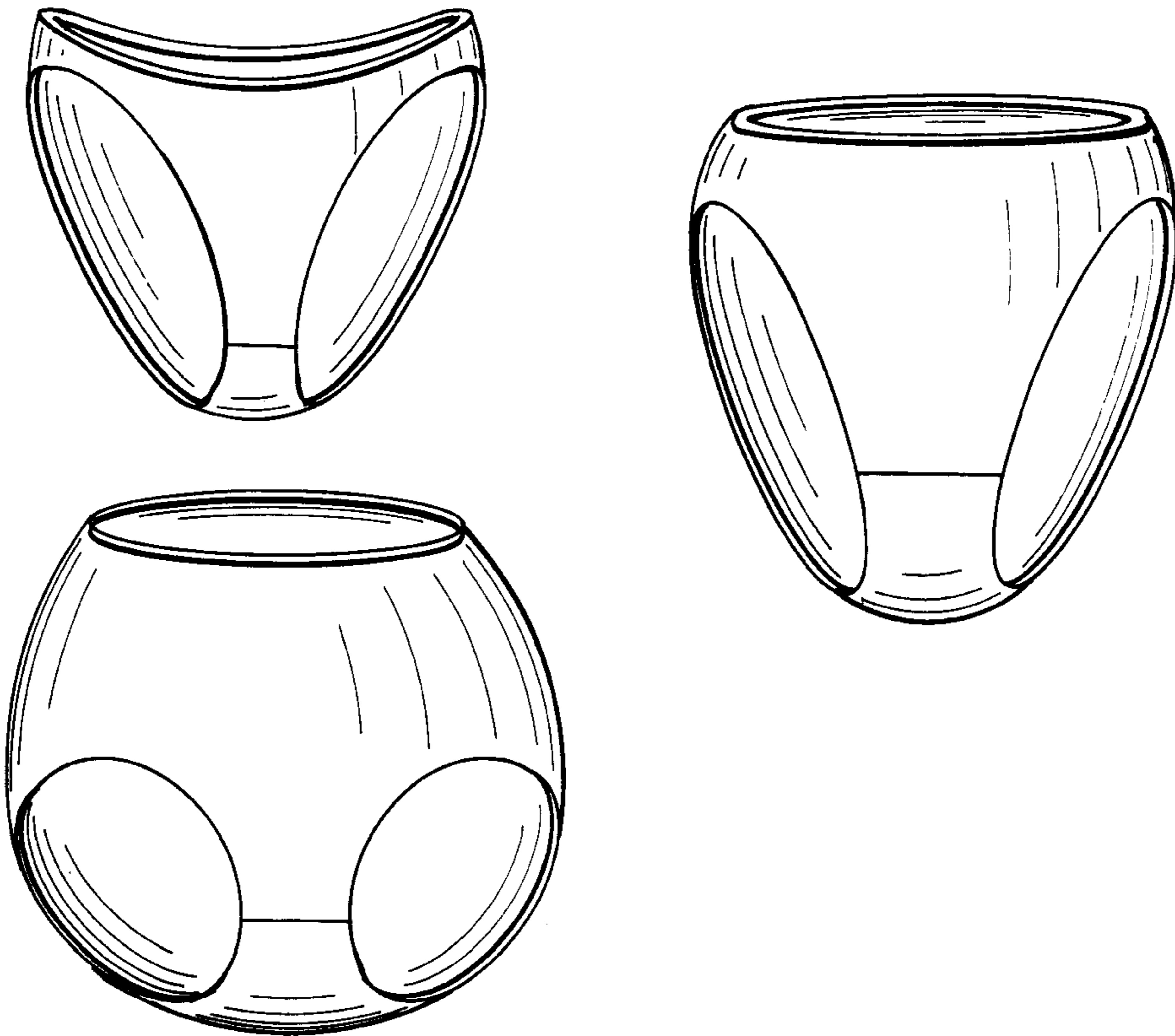


FIG. 1

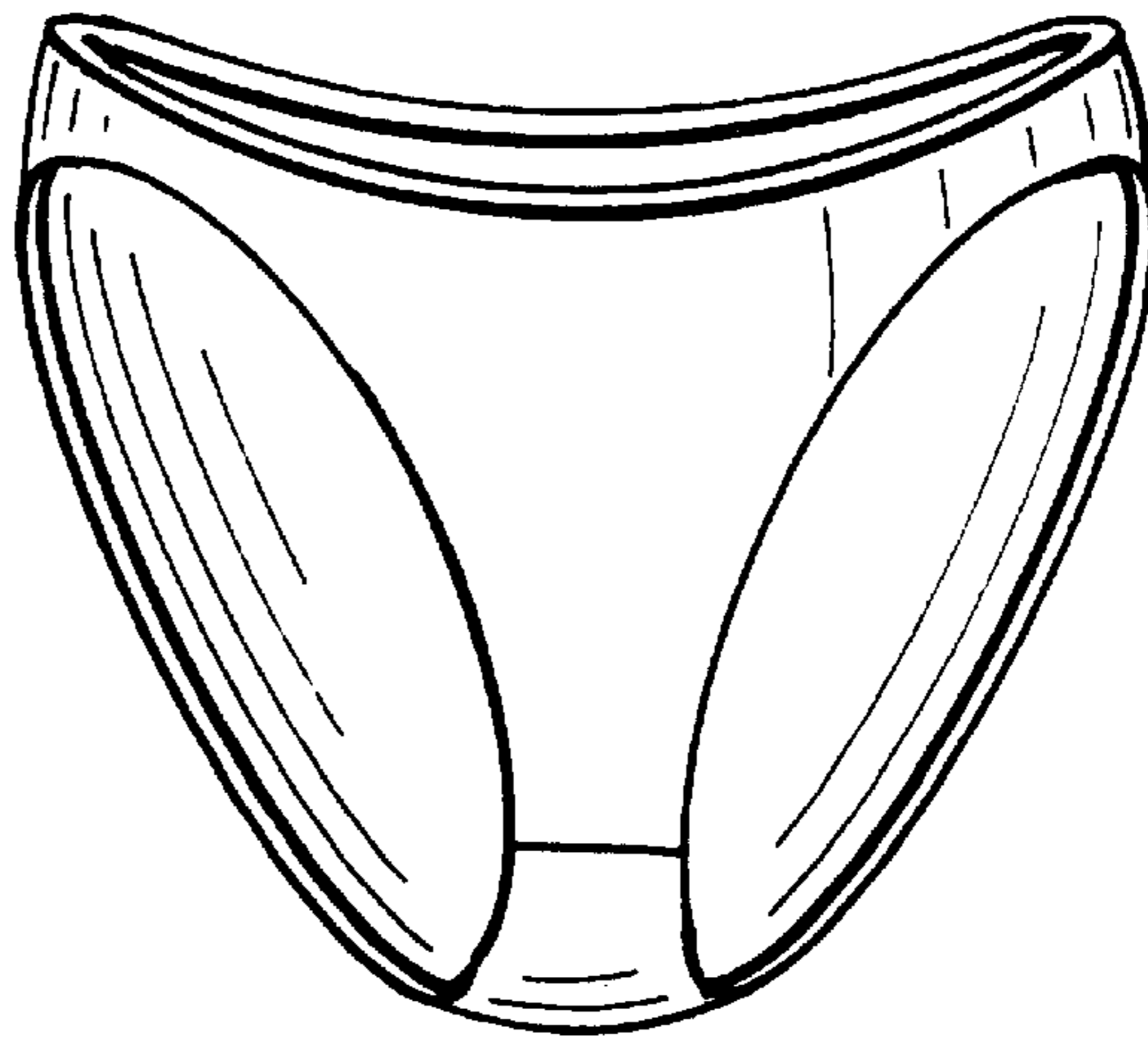


FIG. 2

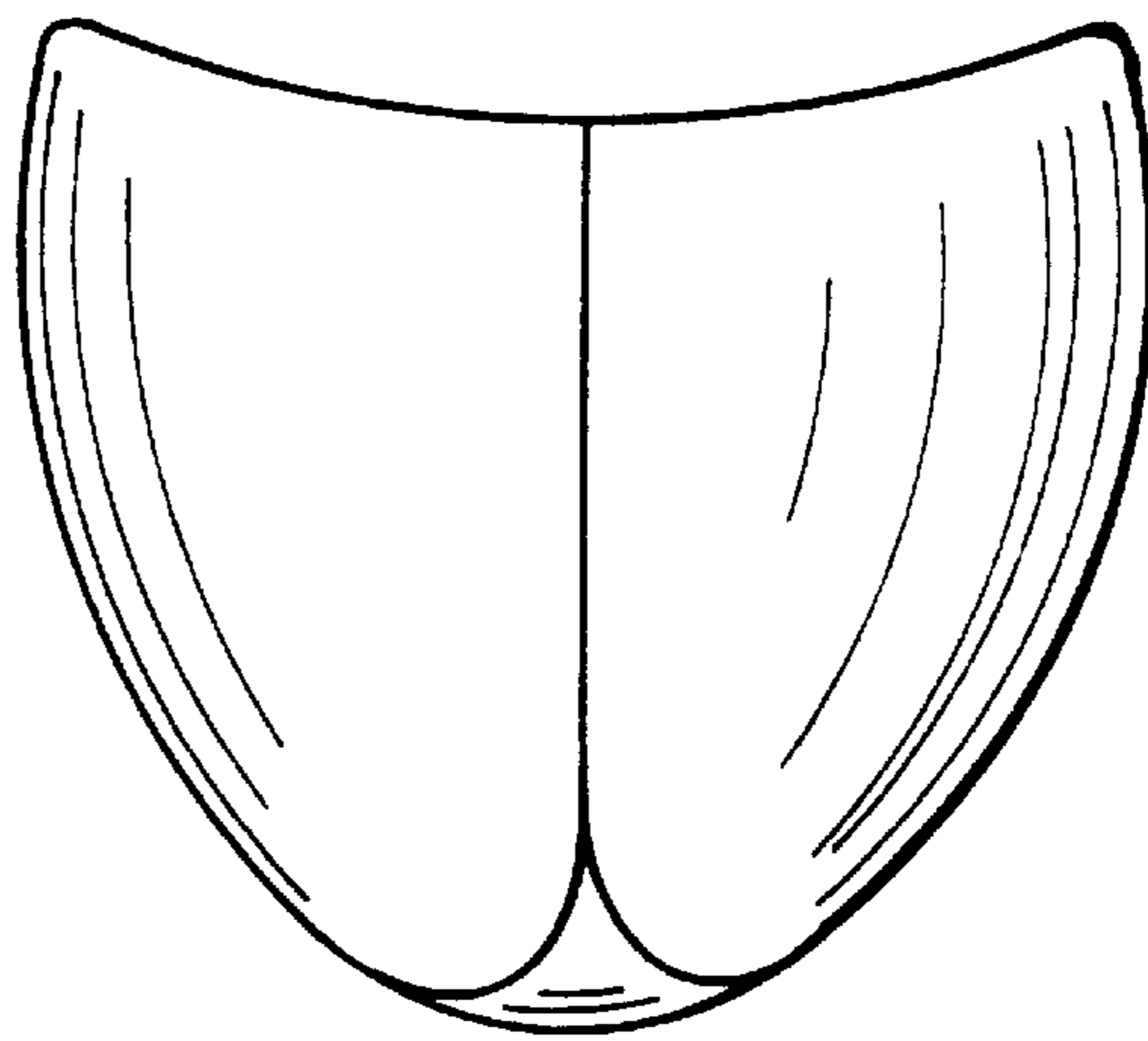
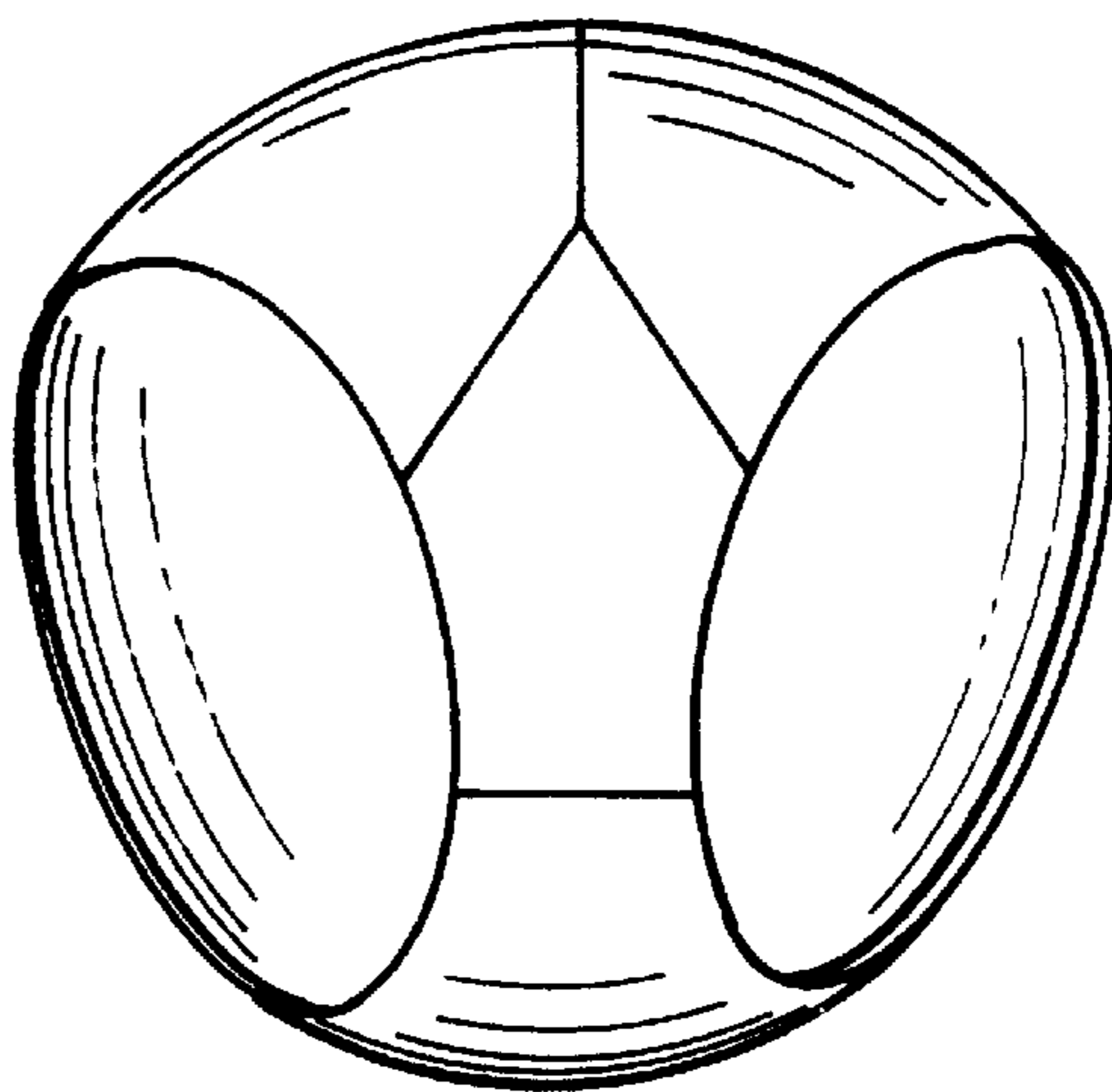


FIG. 3






FIG. 4

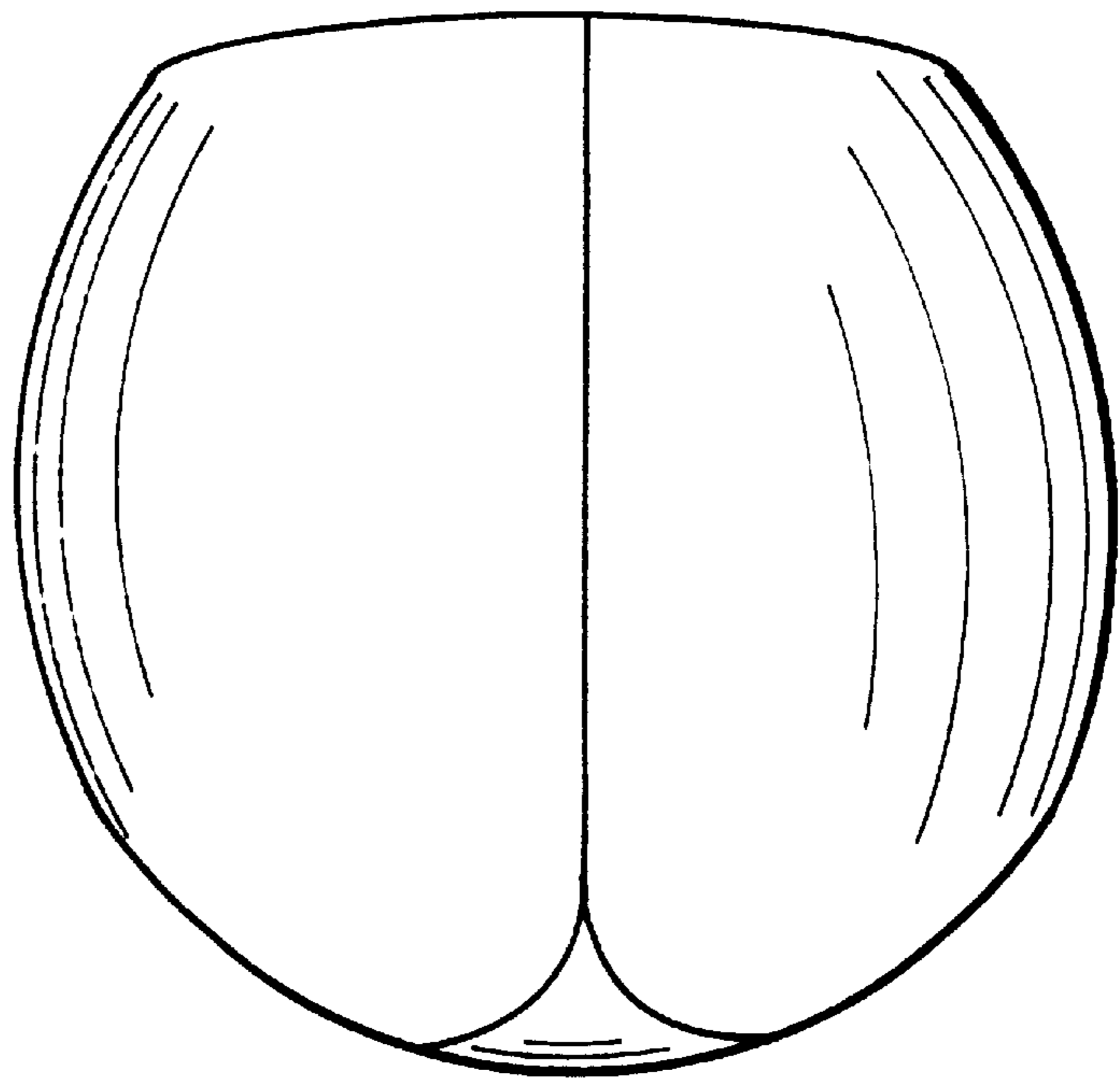


FIG. 5

FIG. 6




FIG. 7

