



US00D440022S

(12) **United States Design Patent**
Simpson et al.

(10) **Patent No.:** **US D440,022 S**

(45) **Date of Patent:** **** Apr. 3, 2001**

(54) **JACK BASE**

(75) Inventors: **Patrick F. Simpson; Eric A. Harrah,**
both of Bloomfield, IN (US)

(73) Assignee: **Bloomfield Manufacturing Company,**
Inc., Bloomfield, IN (US)

(**) Term: **14 Years**

(21) Appl. No.: **29/122,770**

(22) Filed: **May 3, 2000**

(51) **LOC (7) Cl.** **12-05**

(52) **U.S. Cl.** **D34/31**

(58) **Field of Search** D34/31, 28, 33;
52/DIG. 11, 146; 254/88, 84, 83, 11, 93 H;
D8/354, 349; 280/763.1; 248/357, 346.01,
346.06, 346.83, 346.05; D12/156

(56) **References Cited**

U.S. PATENT DOCUMENTS

- D. 237,482 * 11/1975 Mels D34/31
- D. 263,678 * 4/1982 Dewey D8/354 X
- D. 263,928 * 4/1982 Dewey D8/354 X
- D. 357,650 * 4/1995 Evans et al. D34/31 X

- D. 363,657 * 10/1995 Kassardjian et al. D8/354
- D. 384,473 * 9/1997 Thole D34/31
- D. 421,709 * 3/2000 Haslem et al. D8/354
- 5,458,315 * 10/1995 Blatz et al. 254/88
- 5,816,554 * 10/1998 McCracken 248/346.01

* cited by examiner

Primary Examiner—Cynthia E Ramirez

(74) *Attorney, Agent, or Firm*—Woodard, Emhardt,
Naughton, Moriarty & McNett

(57) **CLAIM**

The ornamental design for a jack base, as shown and described.

DESCRIPTION

FIG. 1 is a perspective view of the jack base of the present invention;

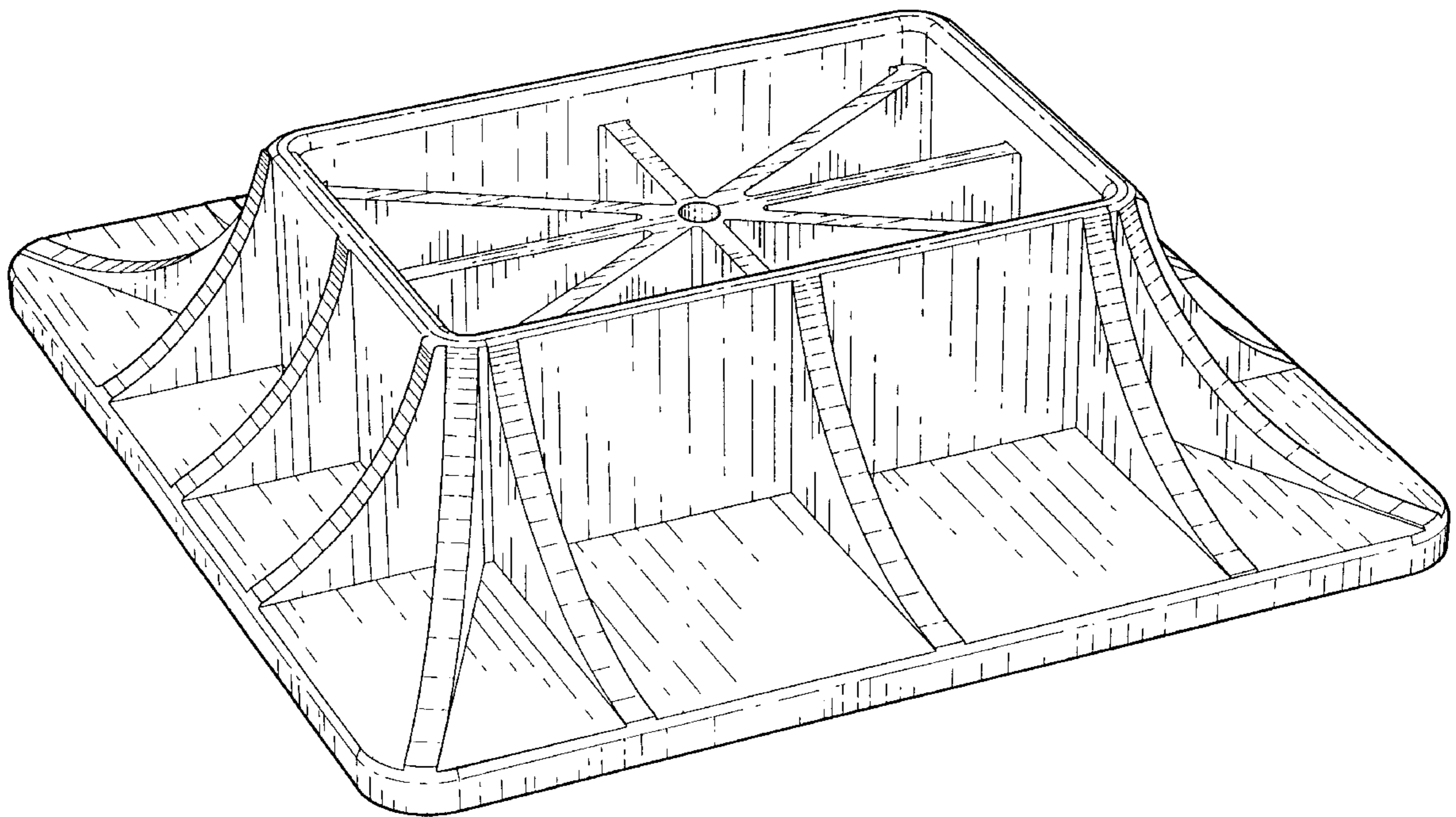
FIG. 2 is a side elevation of the jack base. The opposite side elevation is identical to FIG. 2;

FIG. 3 is a front elevation of the jack base. The rear elevation is identical FIG. 3;

FIG. 4 is a top plan view of the jack base; and,

FIG. 5 is a bottom plan view of the jack base.

1 Claim, 3 Drawing Sheets



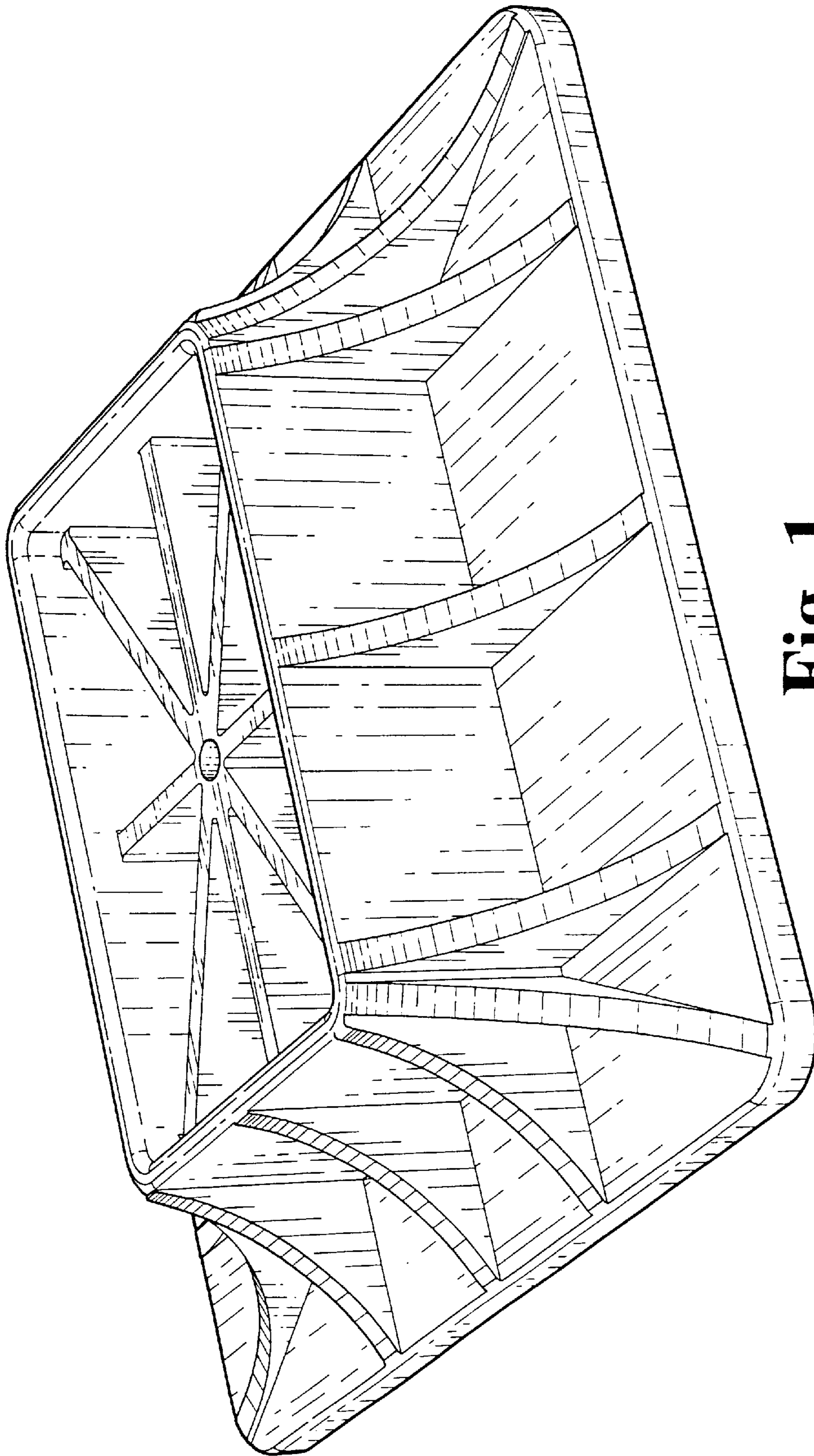


Fig. 1

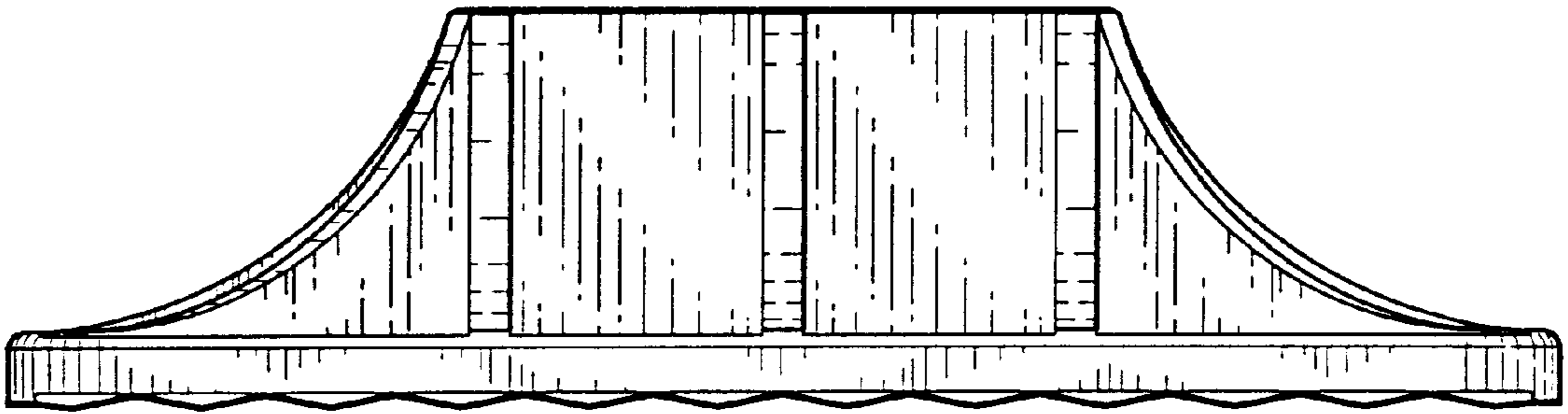


Fig. 2

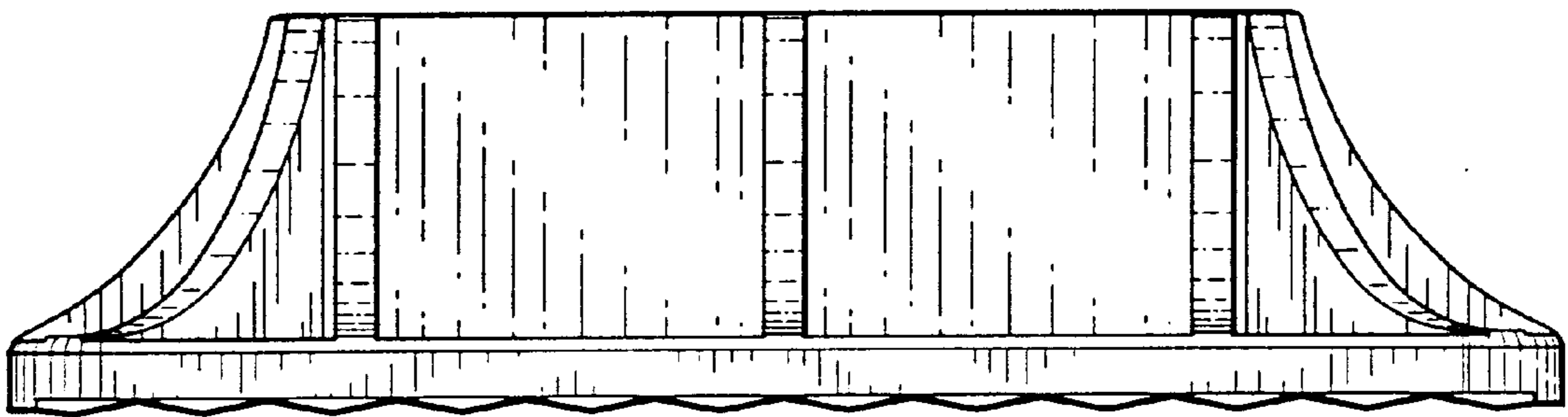


Fig. 3

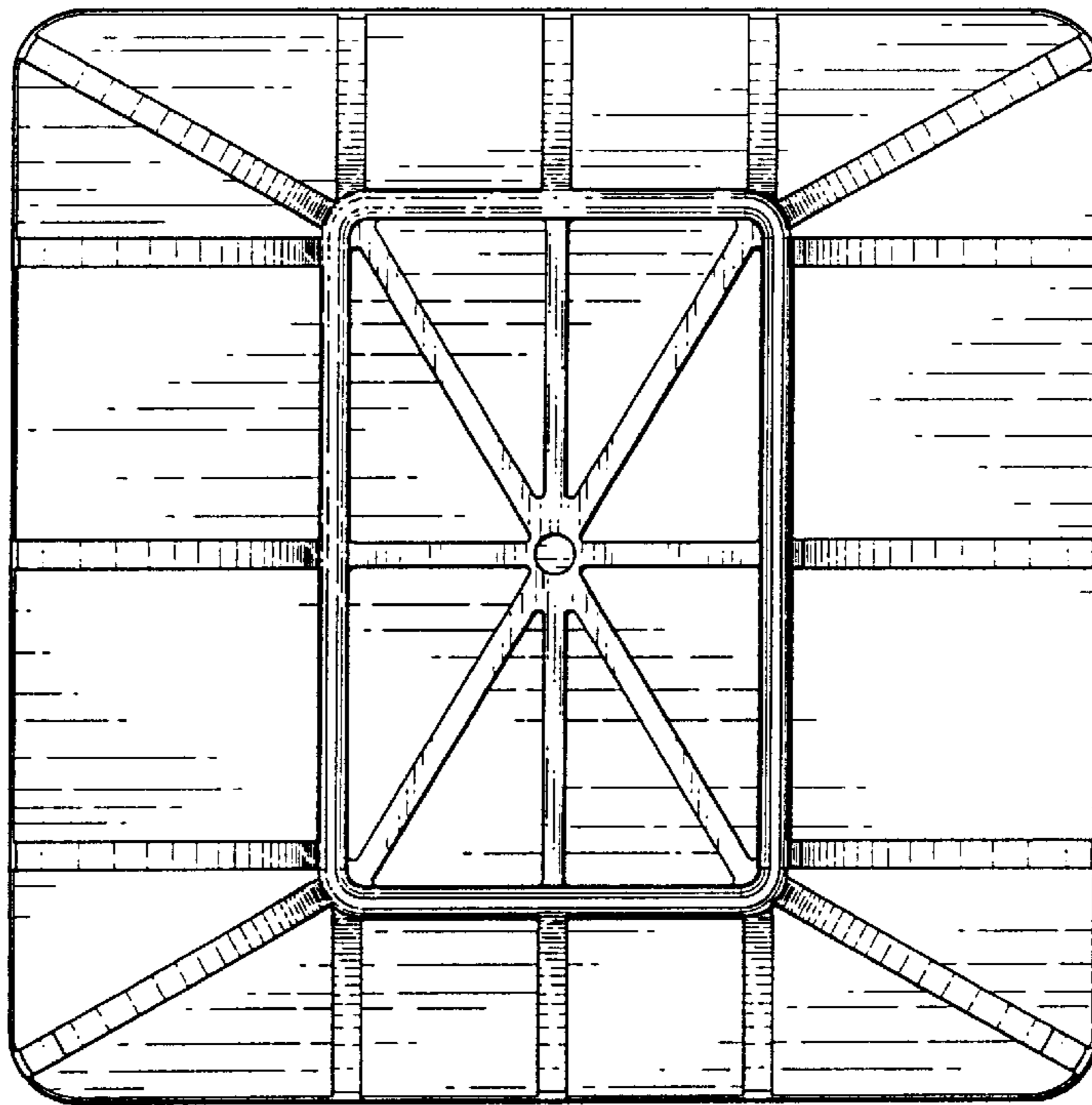


Fig. 4




Fig. 5