



US00D440010S

(12) **United States Design Patent**
Moura

(10) **Patent No.:** **US D440,010 S**

(45) **Date of Patent:** **** Apr. 3, 2001**

- (54) **DETANGLING HAIR COMB**
- (75) Inventor: **Christian Moura, Frejus (FR)**
- (73) Assignee: **Velecta Paramount (FR)**
- (**) Term: **14 Years**
- (21) Appl. No.: **29/081,449**
- (22) Filed: **Jan. 2, 1998**
- (30) **Foreign Application Priority Data**
Jul. 3, 1997 (FR) 97 3866
- (51) **LOC (7) Cl.** **28-03**
- (52) **U.S. Cl.** **D28/24; D28/30**
- (58) **Field of Search** **D28/24, 25, 30;**
132/219, 118, 119.1, 148, 149, 150, 137,
151, 159, 160

- (56) **References Cited**
U.S. PATENT DOCUMENTS
- D. 226,406 * 2/1973 Long D28/24
- D. 226,877 * 5/1973 Tucker D28/24
- D. 231,144 * 4/1974 Wolff D28/24
- D. 232,665 * 9/1974 Greubel D28/24
- D. 236,167 * 7/1975 Daher D28/131
- D. 253,849 * 1/1980 Schroeder D28/24
- D. 334,996 * 4/1993 Ward D28/30
- D. 351,928 * 10/1994 Ward D28/30
- D. 372,337 * 7/1996 Esposito D28/24

- 4,139,014 * 2/1979 Rowland 132/118
- 5,603,339 * 2/1997 Brazeal et al. 132/119.1

FOREIGN PATENT DOCUMENTS

- 134788 * 2/1930 (CH) 132/118
- 416695 * 12/1946 (IT) 132/118

* cited by examiner

Primary Examiner—Ted Shooman

Assistant Examiner—C Tuttle

(74) *Attorney, Agent, or Firm*—Larson & Taylor, PLC

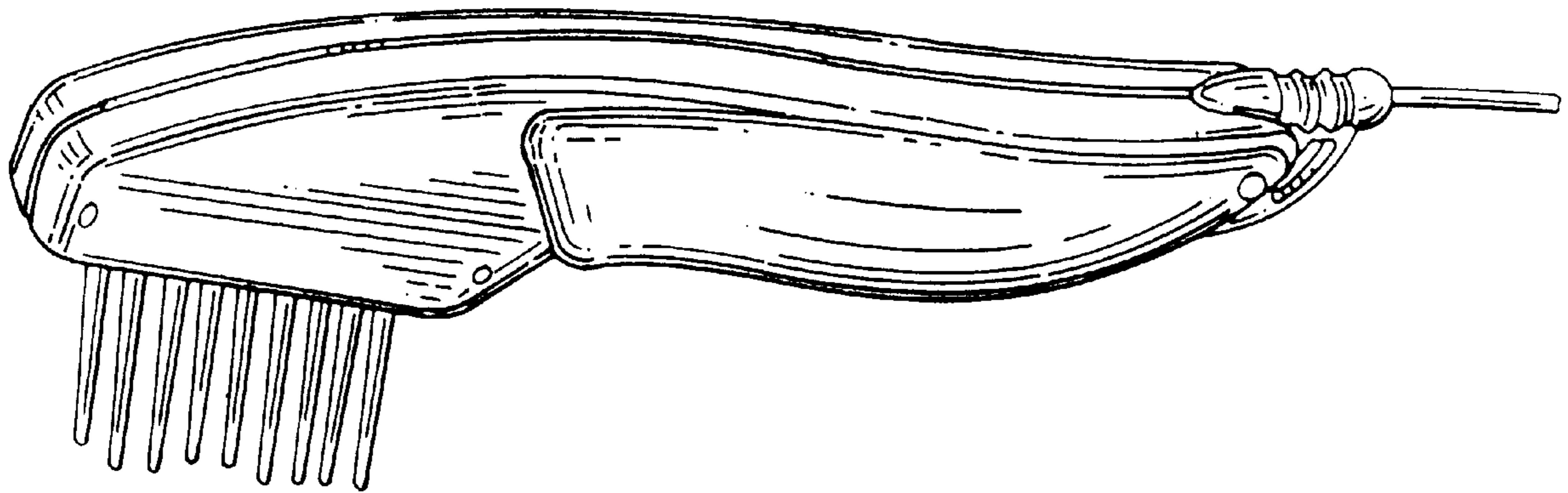
(57) **CLAIM**

The ornamental design for a detangling hair comb, as shown and described.

DESCRIPTION

FIG. 1 is a front top and right side perspective view of the detangling hair comb of my design;
 FIG. 2 is a bottom rear and right side perspective view thereof;
 FIG. 3 is a left side elevational view thereof;
 FIG. 4 is a top plan view thereof;
 FIG. 5 is a rear end elevational view thereof;
 FIG. 6 is a bottom plan view thereof; and,
 FIG. 7 is a front end elevational view thereof.
 The side opposite to FIG. 3 is a mirror image thereof.
 The cord is shown partially broken away in the various views to indicate indeterminate length.

1 Claim, 6 Drawing Sheets



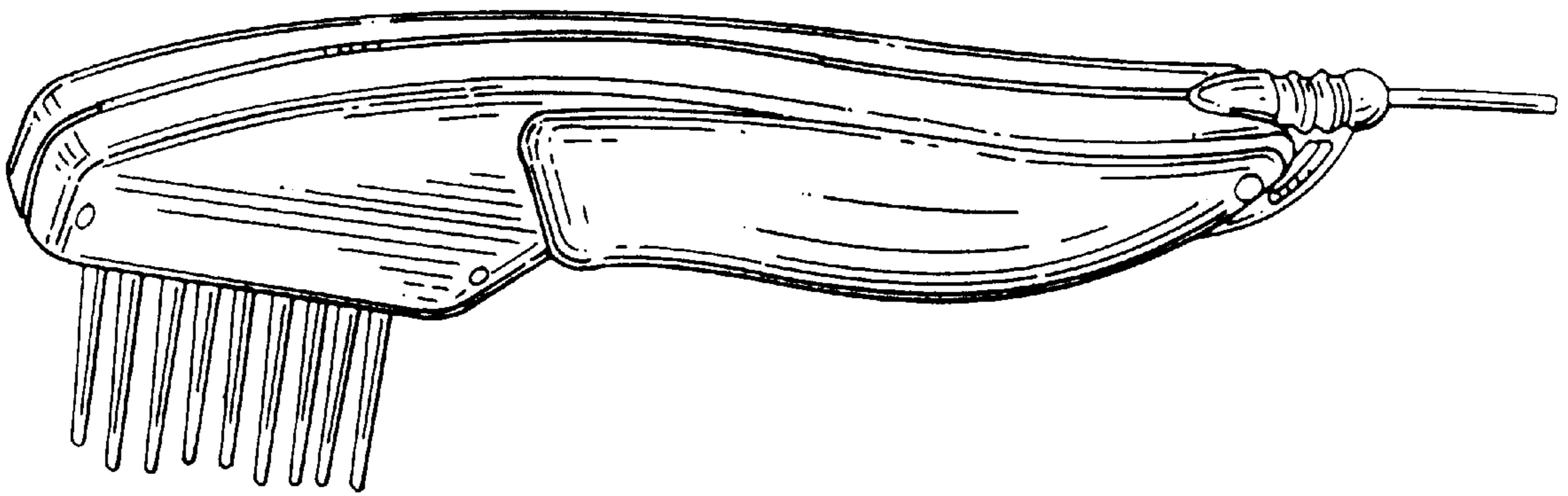


FIG. 1

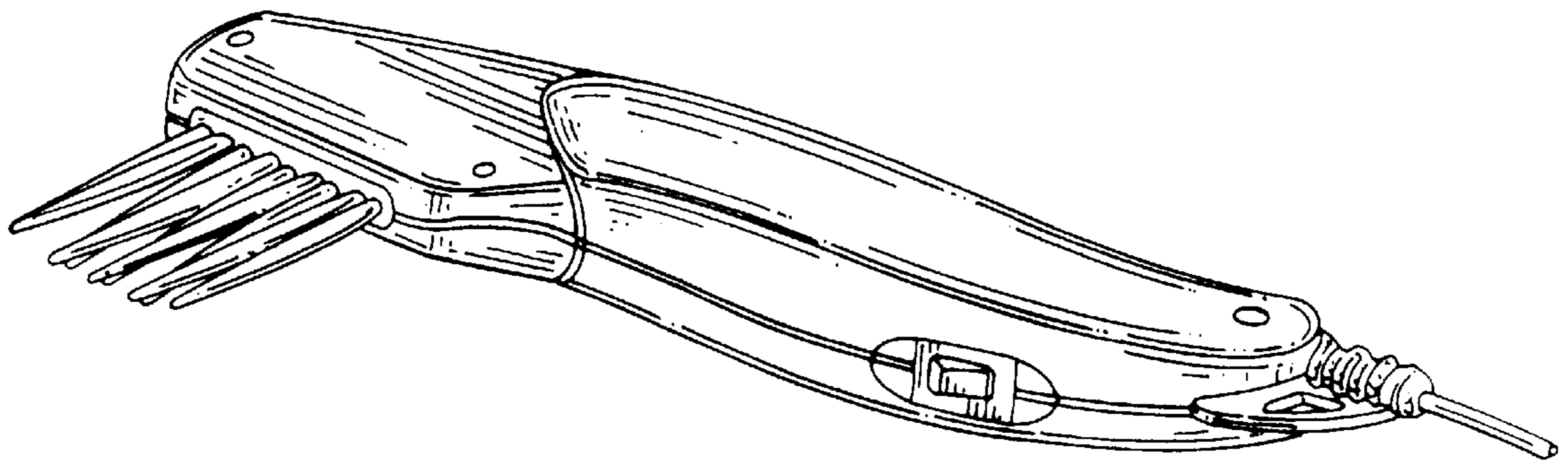


FIG. 2

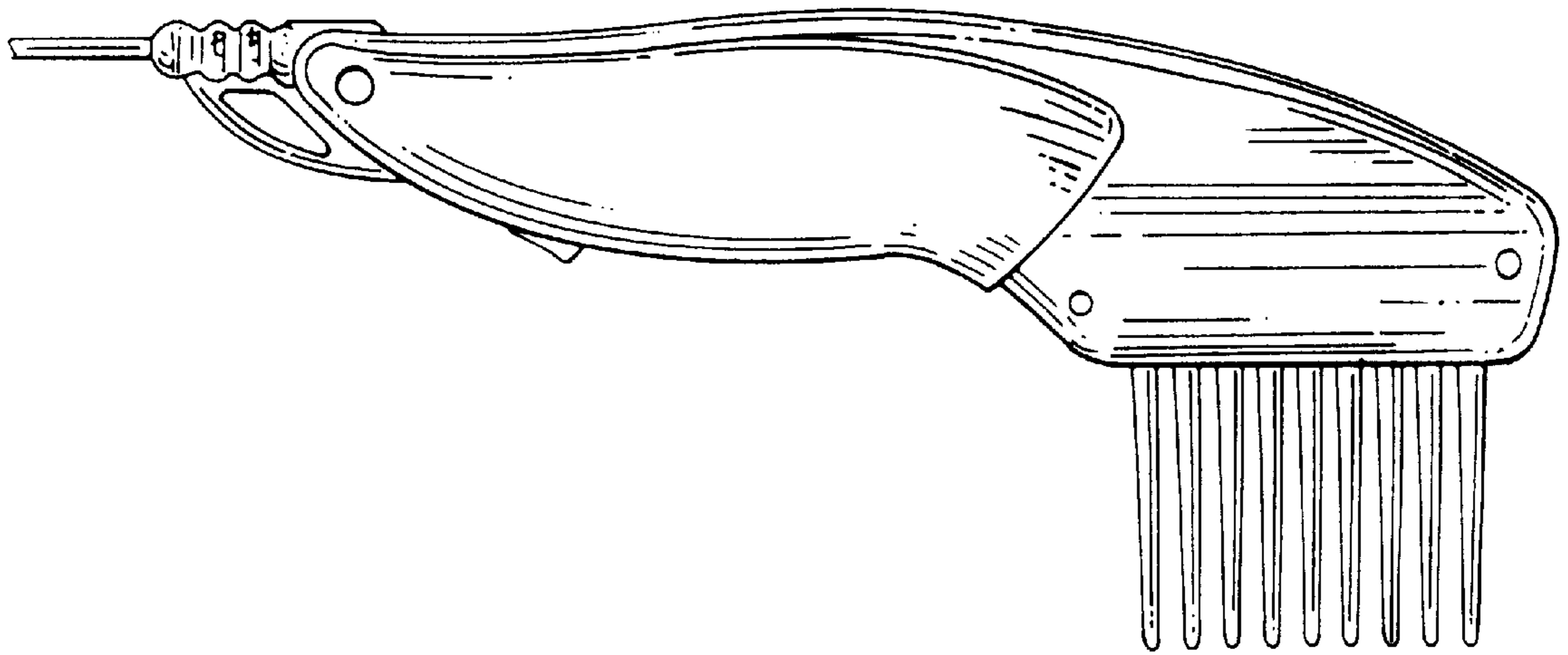


FIG. 3

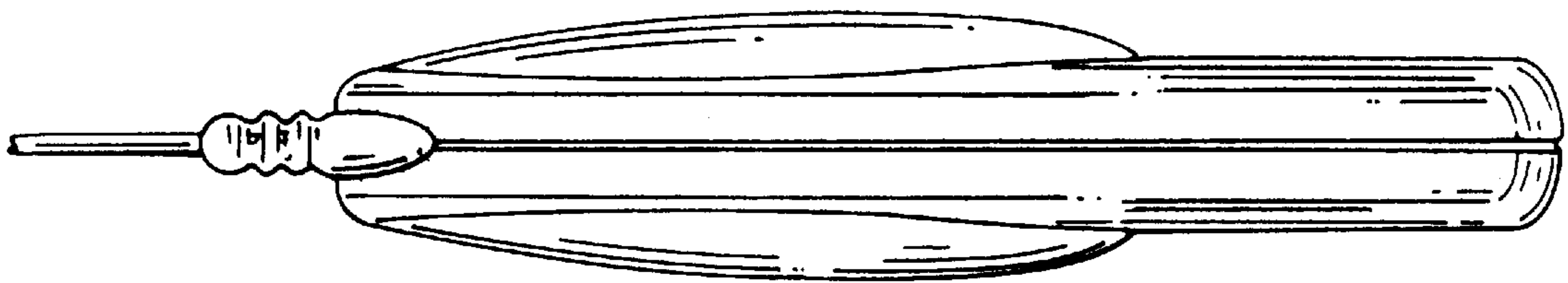


FIG. 4




FIG. 5

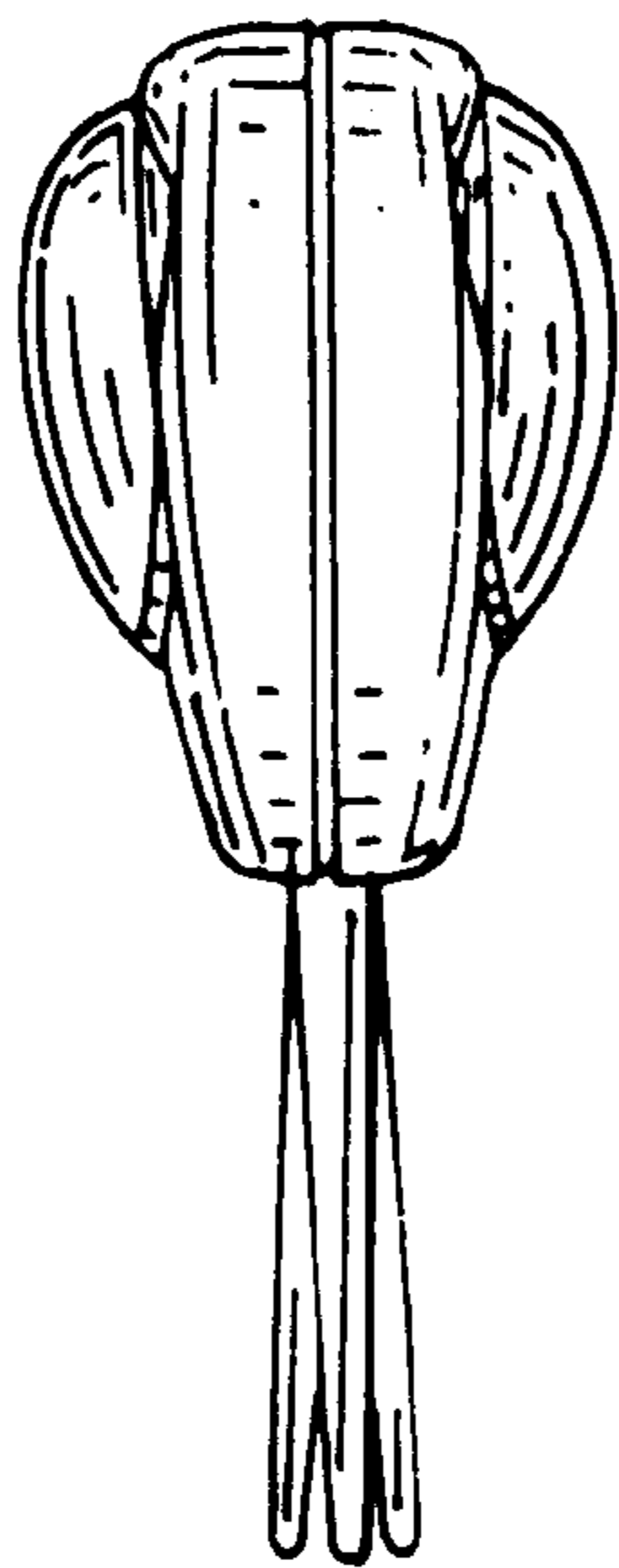


FIG. 7




FIG. 6