



US00D440008S

(12) **United States Design Patent**  
**Xu**

(10) **Patent No.:** **US D440,008 S**

(45) **Date of Patent:** **\*\* Apr. 3, 2001**

(54) **DICE LIGHTER**

(75) Inventor: **Wen Xu**, Zhejiang (CN)

(73) Assignee: **Zreative Products, Inc.**, S. El Monte, CA (US)

(\*\*) Term: **14 Years**

(21) Appl. No.: **29/128,320**

(22) Filed: **Aug. 22, 2000**

(51) **LOC (7) Cl.** ..... **27-05**

(52) **U.S. Cl.** ..... **D27/148; D27/154**

(58) **Field of Search** ..... **D27/139, 141, D27/148, 154; 431/255, 132, 142, 143**

(56) **References Cited**

**U.S. PATENT DOCUMENTS**

D. 262,238 \* 12/1981 Stuetzer ..... D27/154  
5,971,751 \* 10/1999 Lee ..... 431/255

**OTHER PUBLICATIONS**

Item J., The Remington Store Catalog, Nov. 30, 1997.\*

\* cited by examiner

*Primary Examiner*—Susan J. Lucas

*Assistant Examiner*—Jennifer Rivard

(74) *Attorney, Agent, or Firm*—Raymond Y. Chan; David and Raymond

(57) **CLAIM**

The ornamental design for a dice lighter, as shown.

**DESCRIPTION**

FIG. 1 is a perspective view showing my new design.

FIG. 2 is a front view thereof.

FIG. 3 is a rear view thereof.


FIG. 4 is a left end view thereof.

FIG. 5 is a right view thereof.

FIG. 6 is a top view thereof; and,

FIG. 7 is a bottom view thereof.

**1 Claim, 7 Drawing Sheets**








FIG. 1




FIG. 2




FIG. 3






FIG. 4




FIG. 5

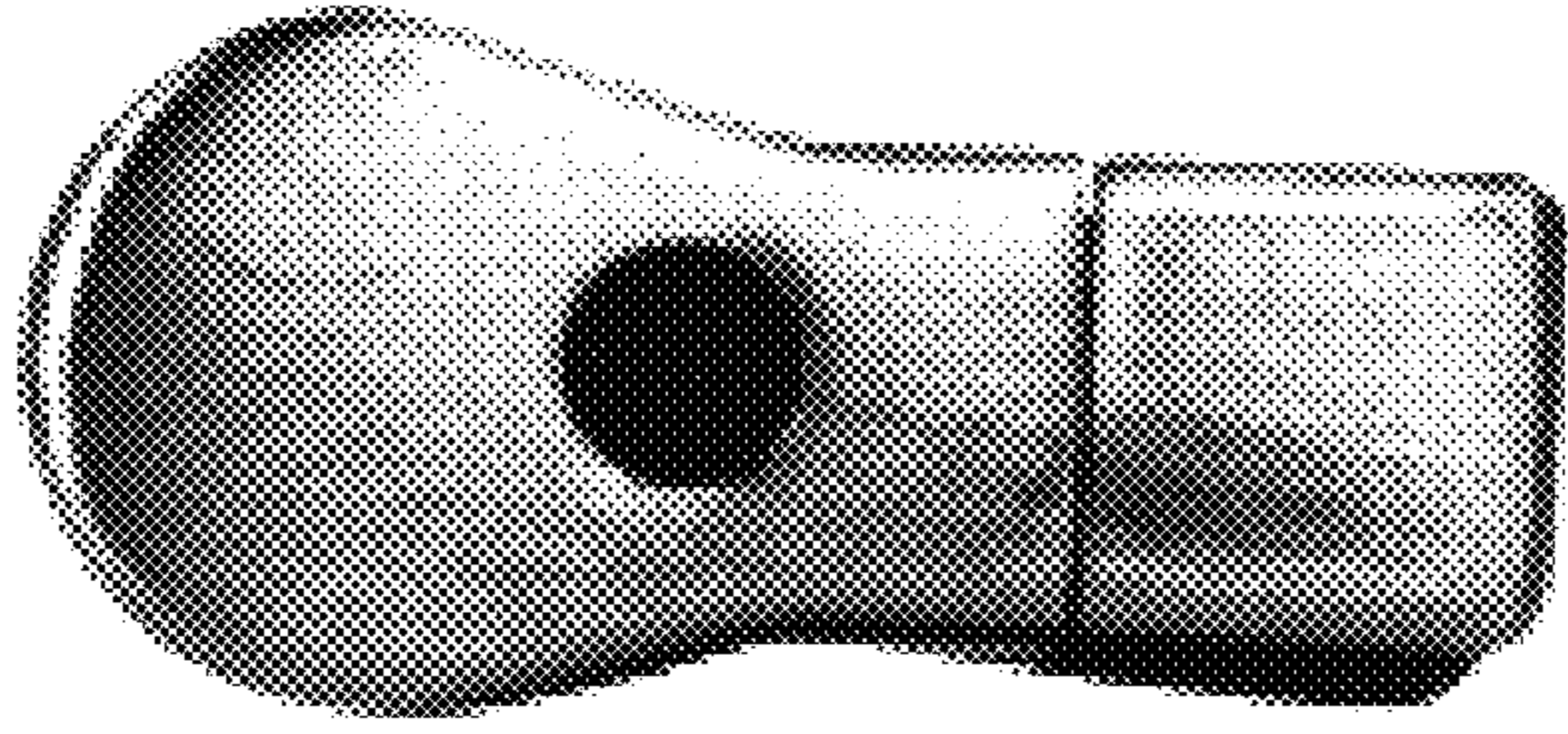


FIG. 6






FIG. 7