



US00D440006S

(12) **United States Design Patent**
Hidalgo

(10) **Patent No.:** **US D440,006 S**

(45) **Date of Patent:** **** Apr. 3, 2001**

(54) **COMBINATION LAMP BACKPLATE AND SUPPORT ARM**

(75) **Inventor:** **Rolando Hidalgo**, Orange, CA (US)

(73) **Assignee:** **Minka Lighting, Inc.**, Corona, CA (US)

(**) **Term:** **14 Years**

(21) **Appl. No.:** **29/115,887**

(22) **Filed:** **Dec. 22, 1999**

(51) **LOC (7) Cl.** **26-09**

(52) **U.S. Cl.** **D26/142**

(58) **Field of Search** D26/72-92, 141-145;
362/147, 432, 404-408

(56) **References Cited**

U.S. PATENT DOCUMENTS

- D. 48,158 * 11/1915 Morrell D26/92
- D. 160,791 * 11/1950 Kushner D26/85
- D. 164,507 * 9/1951 McCann D26/76

OTHER PUBLICATIONS

- Taiwan Lighting, back plates on p. 365, Aug. 1993.*
- Taiwan Lighting, back plates on p. 436, May 1996.*

Minka Lighting, Inc.; The Great Outdoors: Collection of Outdoor Lighting, Minka Lavery; Jan. 29, 1999; pp. 4, 5, 24, 25, 28, 29, 30, 38, 39, 51; ML99-2-ON Minka Lighting, Inc.; U.S.A.

* cited by examiner

Primary Examiner—Robin V. Taylor

Assistant Examiner—Linda Brooks

(74) *Attorney, Agent, or Firm*—Jenkins & Gilchrist, P.C.

(57) **CLAIM**

The ornamental design for a combination lamp backplate and support arm, as shown and described.

DESCRIPTION

FIG. 1 is a right side elevational view of the combination lamp backplate and support arm in accordance with the design, illustrated in an environment of a lamp, the left side being a mirror image thereof;

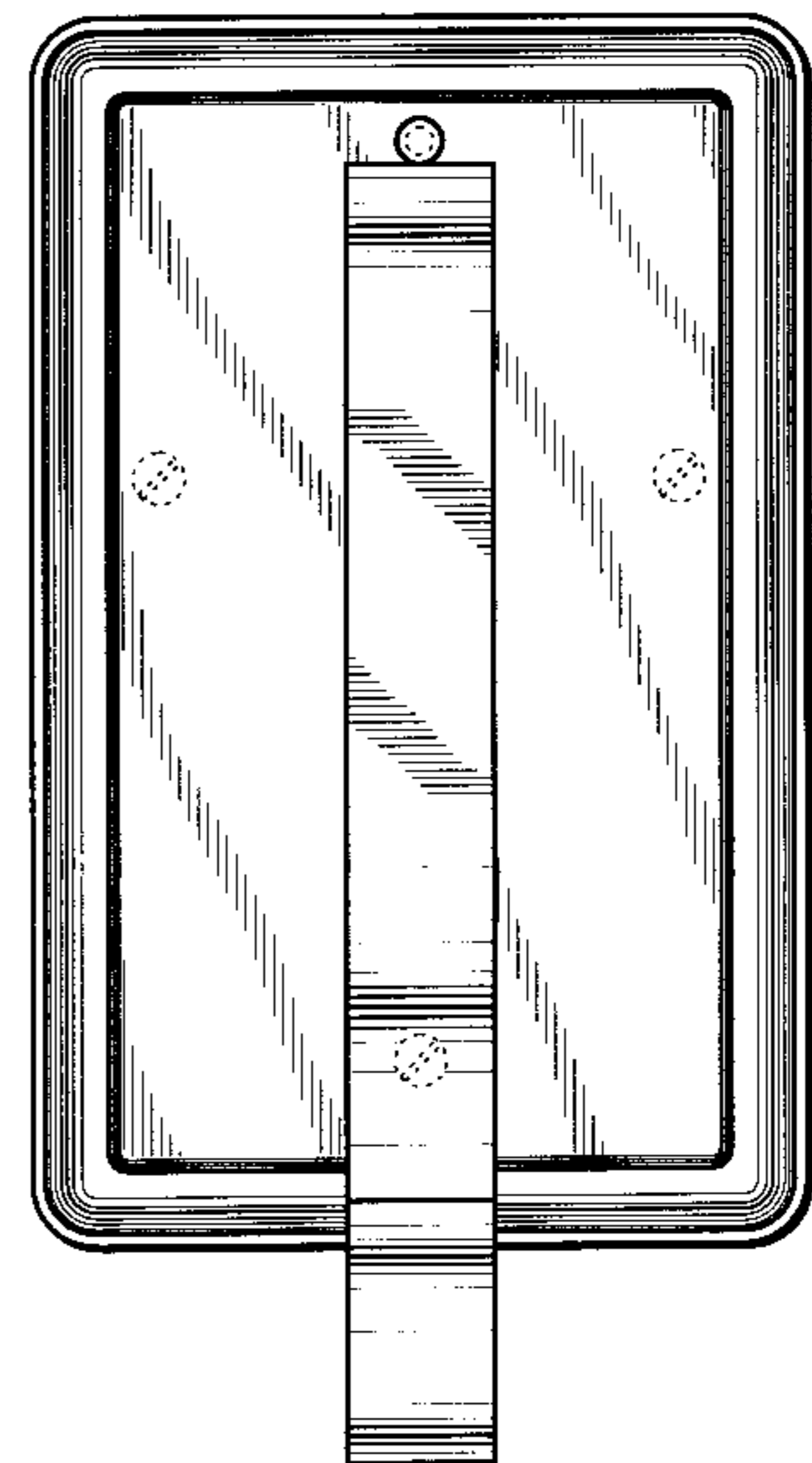

FIG. 2 is a front side elevational view of the combination lamp backplate and support arm in accordance with the design; and

FIG. 3 is a rear side elevational view of the combination lamp backplate and support arm in accordance with the design;

FIG. 4 is a top plan view of the combination lamp backplate and support arm in accordance with the design; and,

FIG. 5 is a bottom plan view of the combination lamp backplate and support arm in accordance with the design. The broken lines show the environment in which the article is used and are not considered part of the design claimed.

1 Claim, 2 Drawing Sheets






Fig.1

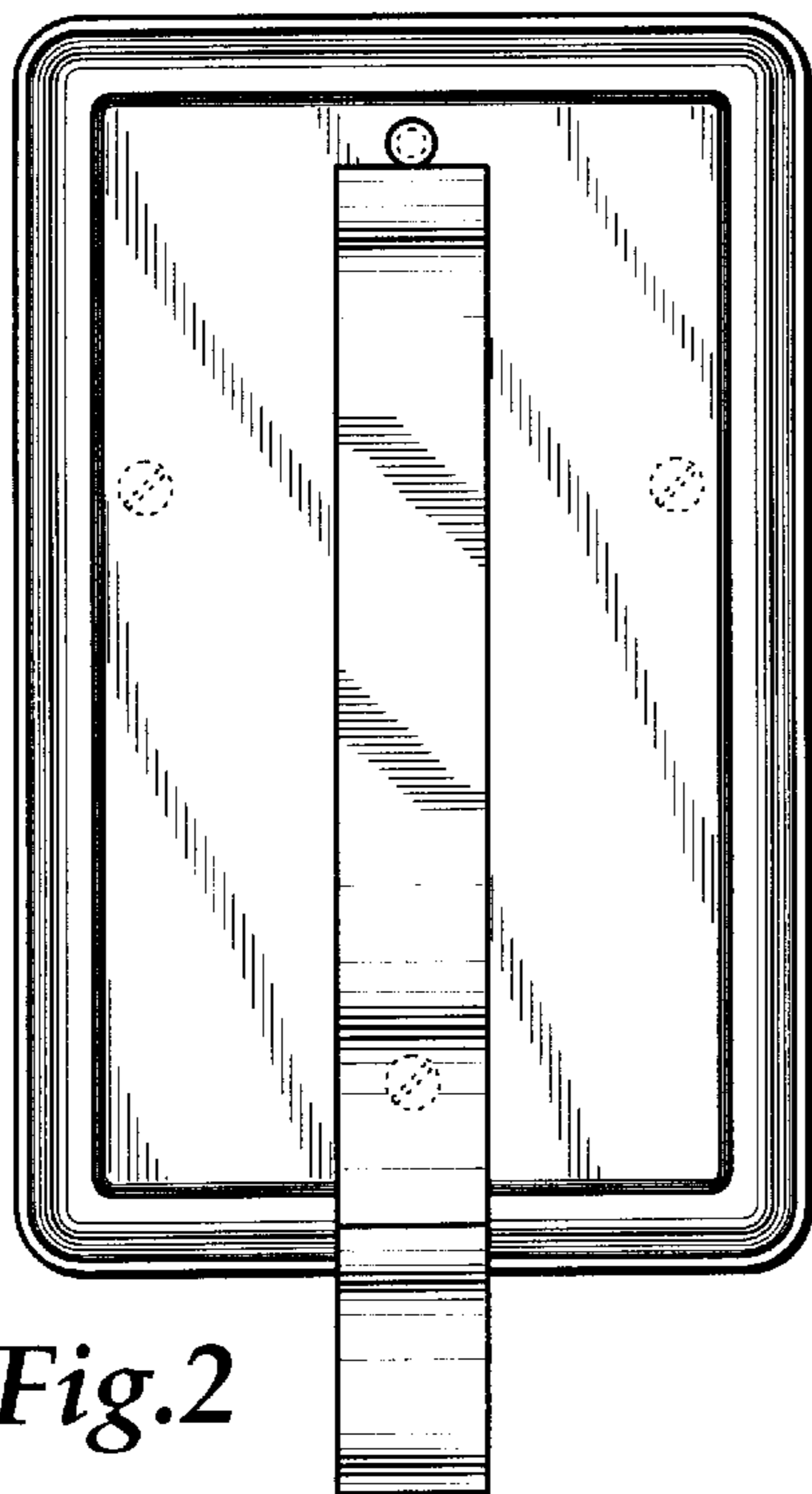


Fig.2




Fig.3




Fig. 4

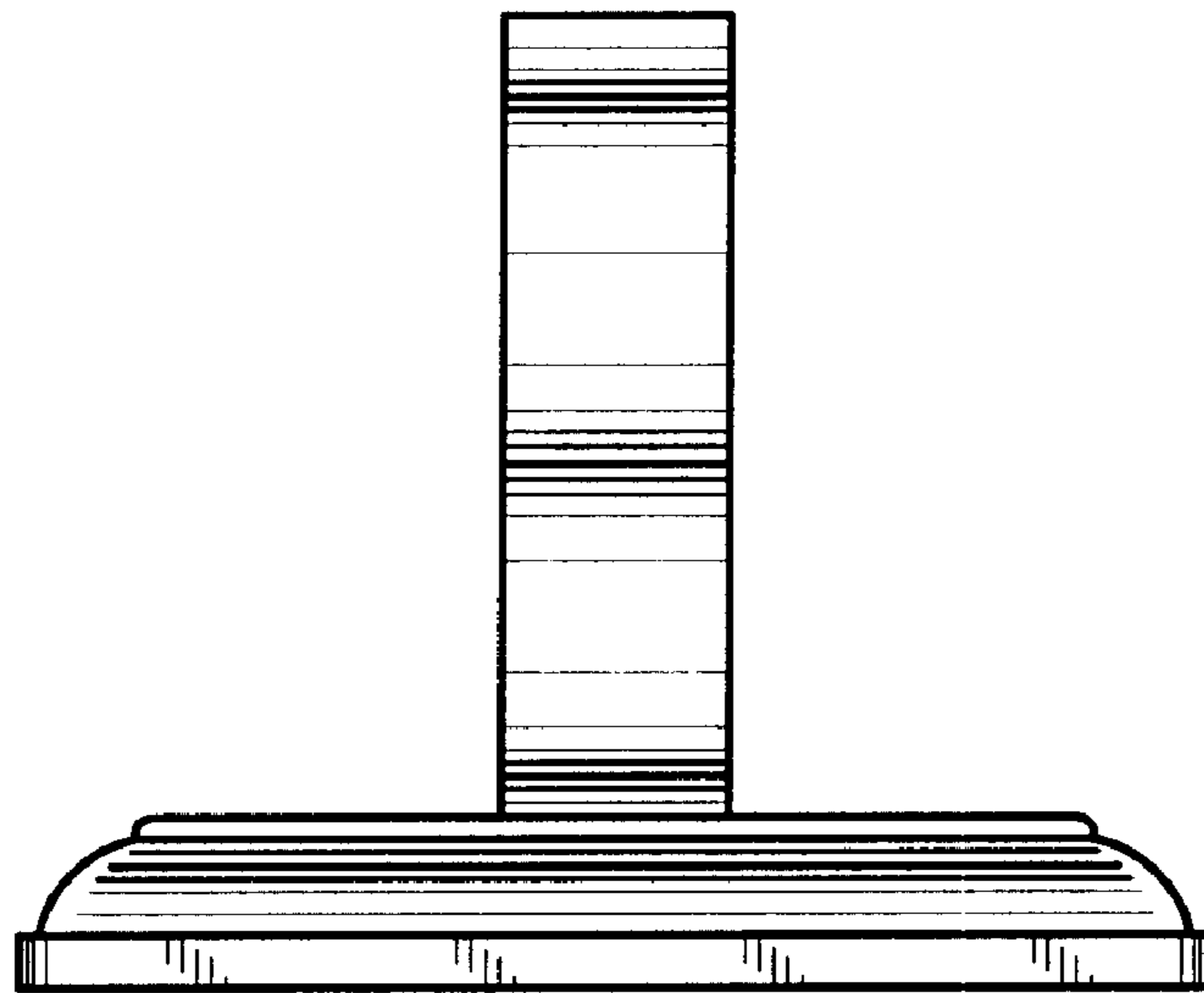


Fig. 5