



US00D43990S

(12) **United States Design Patent**  
**Abbrancati**

(10) **Patent No.:** **US D439,990 S**

(45) **Date of Patent:** **\*\* Apr. 3, 2001**

(54) **PAVING STONE**

5,251,997 \* 10/1993 Brock ..... 404/34 X

(76) Inventor: **Giuseppe Abbrancati**, 311 Veterans  
Memorial Hwy., Commack, NY (US)  
11725

**FOREIGN PATENT DOCUMENTS**

26 16 042 \* 4/1976 (DE) ..... 52/604

(\*\*) Term: **14 Years**

\* cited by examiner

(21) Appl. No.: **29/124,537**

*Primary Examiner*—Louis S. Zarfes

*Assistant Examiner*—Robert A. Delehanty

(22) Filed: **Jun. 7, 2000**

(74) *Attorney, Agent, or Firm*—Steinberg & Raskin, P.C.

(51) **LOC (7) Cl.** ..... **25-01**

(52) **U.S. Cl.** ..... **D25/113**

(58) **Field of Search** ..... D25/112–118,  
D25/199; D21/484, 485, 488, 490–493,  
499–505; 52/574–575, 596–612; 404/34,  
37–39, 40–42, 50; 405/284–286

(57) **CLAIM**

The ornamental design for the paving stone, as shown and described.

(56) **References Cited**

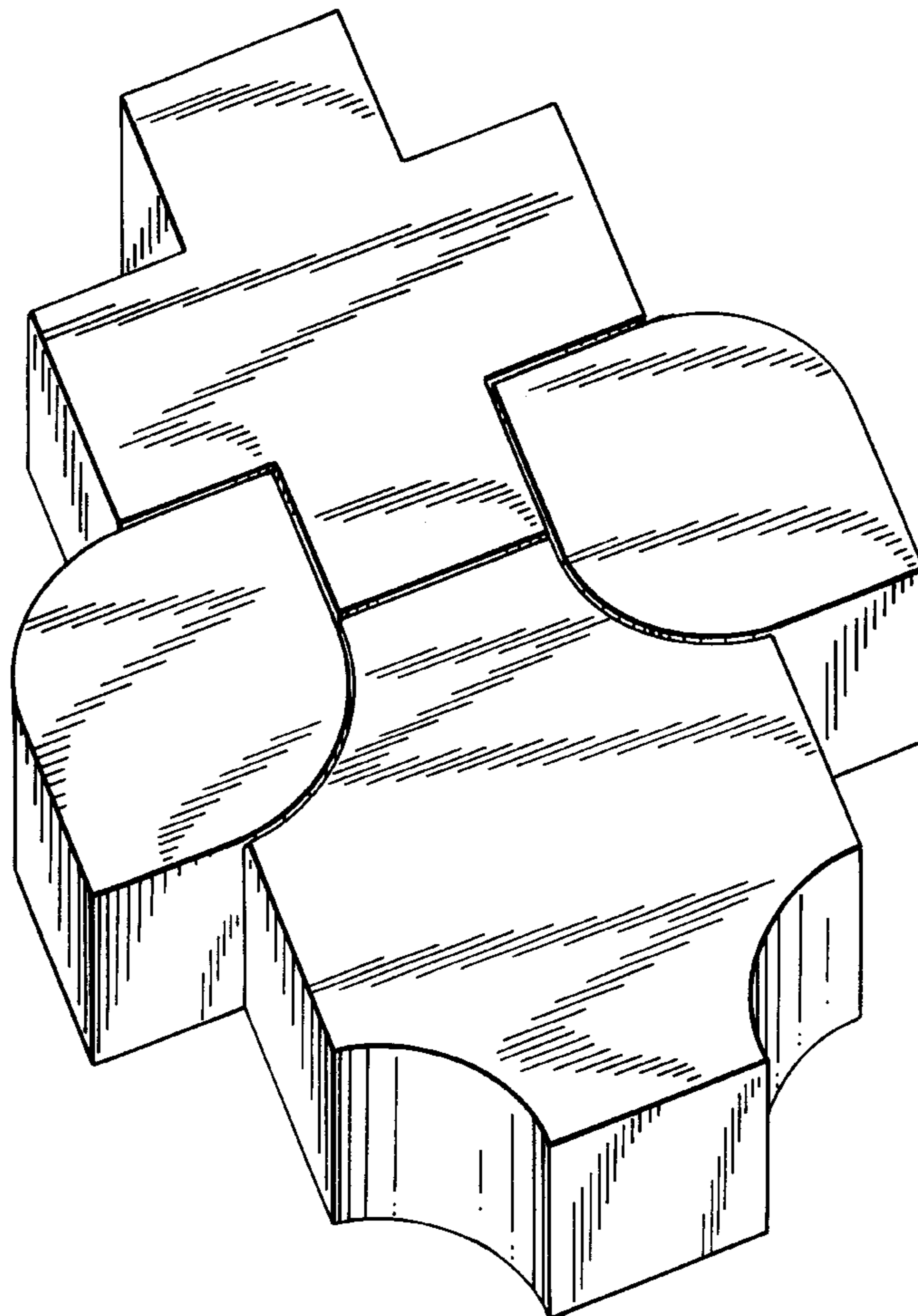
**U.S. PATENT DOCUMENTS**

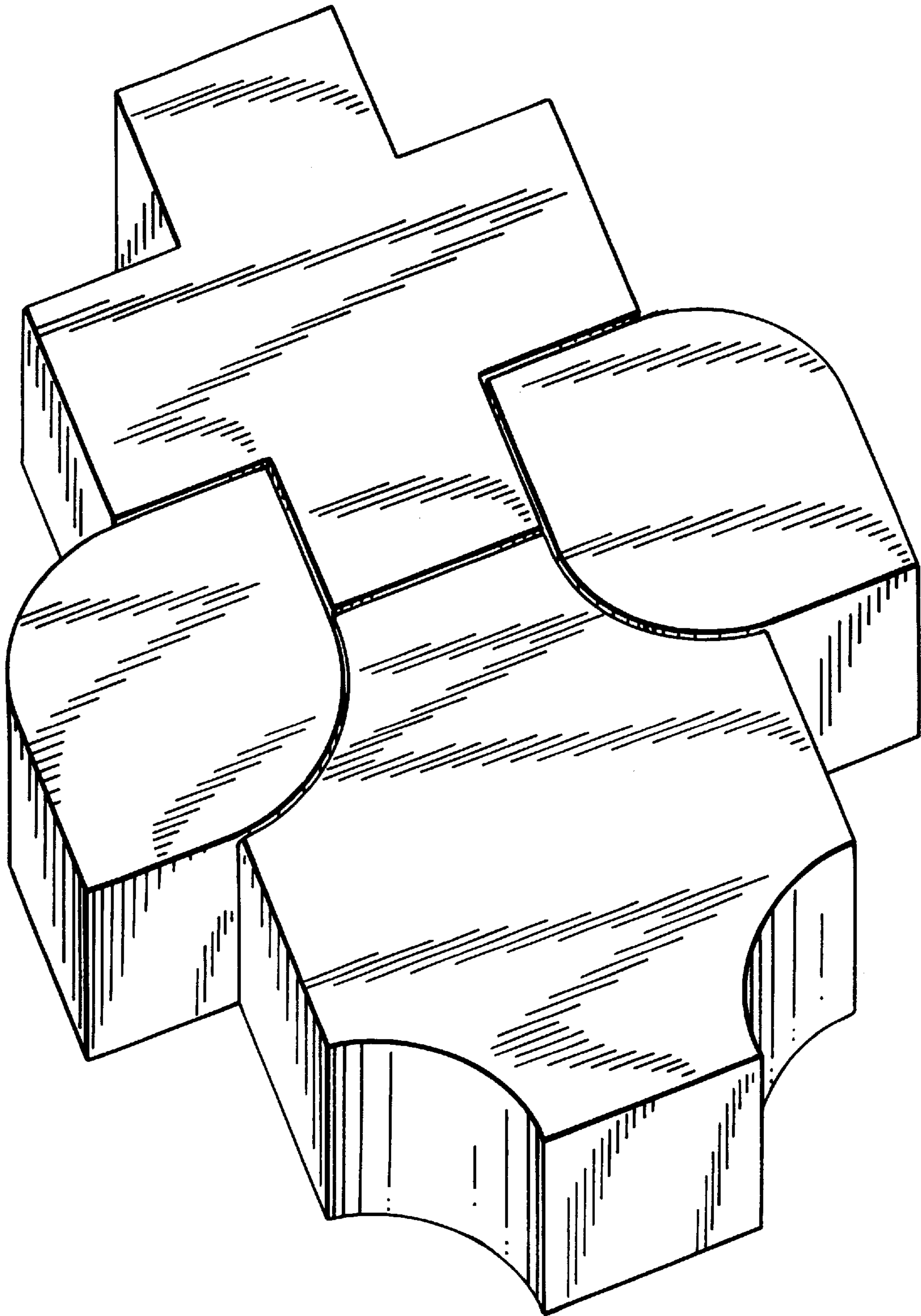
D. 100,381	*	7/1936	Meakin	.....	D25/113
D. 426,317	*	6/2000	Fifield	.....	D25/114
653,515	*	7/1900	Kennedy	.....	52/604
2,881,613	*	4/1959	Taylor et al.	.....	52/604 X
3,931,700	*	1/1976	Scanni et al.	.....	404/41 X
5,108,219	*	4/1992	Hair	.....	D25/113 X

**DESCRIPTION**

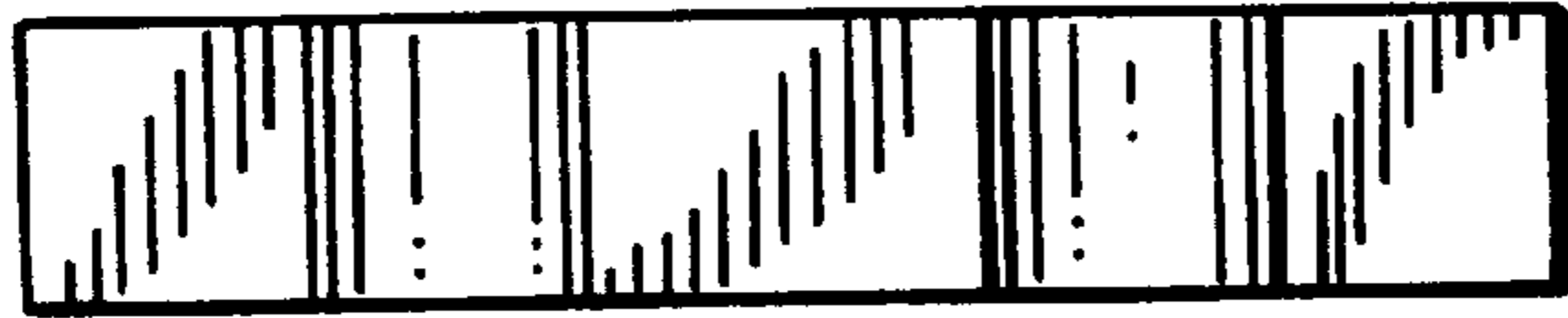
FIG. 1 is a perspective view of a paving stone showing my new design;  
FIG. 2 is a top elevational view shown on a reduced scale thereof;  
FIG. 3 is a side elevational view shown on a reduced scale, the opposite side being a mirror image thereof;  
FIG. 4 is a front elevational view shown on a reduced scale thereof; and,  
FIG. 5 is a rear elevational view shown on a reduced scale.

**1 Claim, 2 Drawing Sheets**

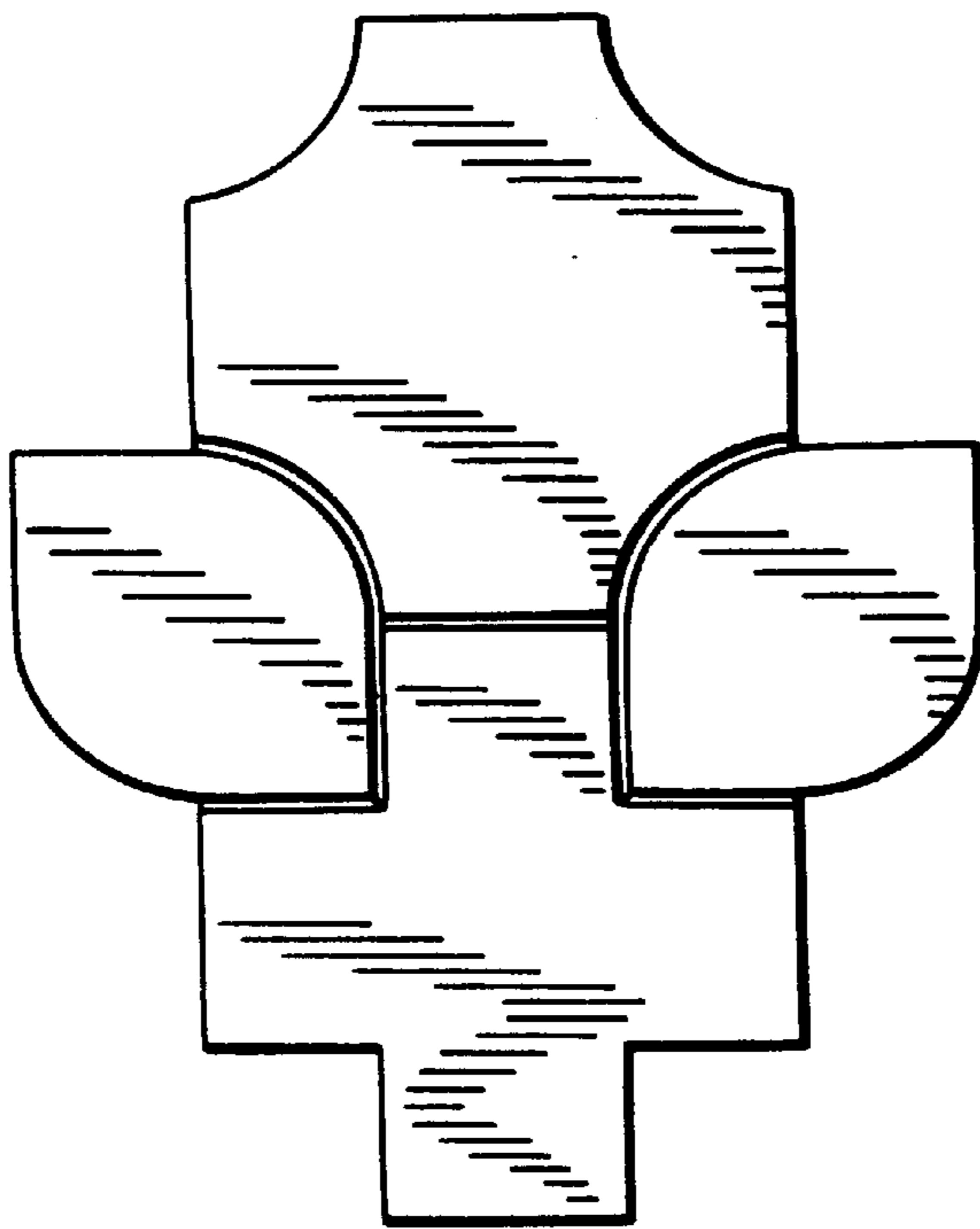




**FIG. 1**



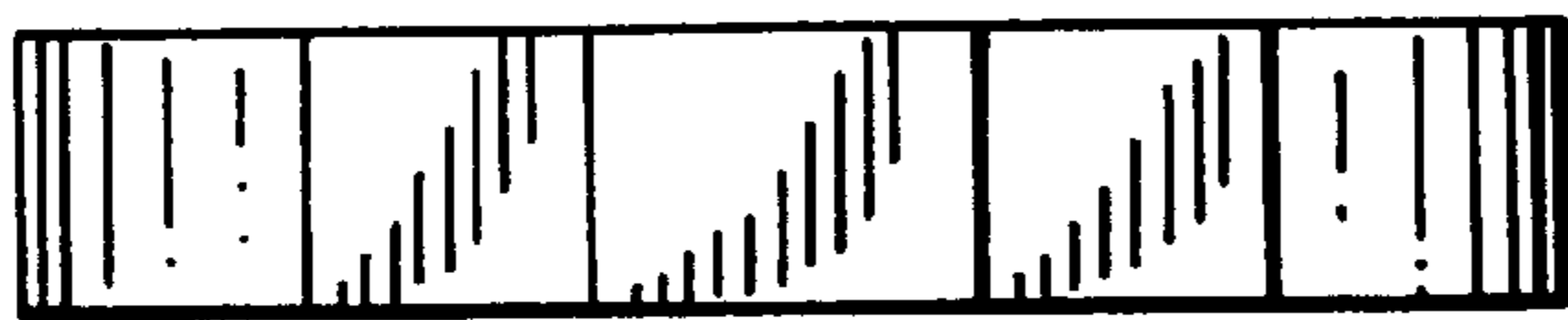
*FIG. 5*



*FIG. 2*



*FIG. 3*



*FIG. 4*