



US00D439980S

(12) **United States Design Patent**
Reiley et al.

(10) **Patent No.:** **US D439,980 S**

(45) **Date of Patent:** **** Apr. 3, 2001**

(54) **HAND-HELD SURGICAL INSTRUMENT**

(75) Inventors: **Mark A. Reiley**, Piedmont; **Michael L. Reo**, Redwood City; **Robert M. Scribner**, Los Altos, all of CA (US)

(73) Assignee: **Kyphon, Inc.**, Sunnyvale, CA (US)

(**) Term: **14 Years**

(21) Appl. No.: **29/112,548**

(22) Filed: **Oct. 19, 1999**

(51) **LOC (7) Cl.** **24-02**

(52) **U.S. Cl.** **D24/147**

(58) **Field of Search** D24/146, 147,
D24/133; 600/567, 566, 564, 562; 604/164.01,
165.01, 166, 167.03, 256, 264, 246, 188,
170; 606/79, 186, 184, 185

(56) **References Cited**

U.S. PATENT DOCUMENTS

D. 358,645 * 5/1995 Ryan et al. D24/147

4,793,363 * 12/1988 Ausherman et al. 600/567

4,838,282 * 6/1989 Strasser et al. 606/184

5,368,046 * 11/1994 Scarfone et al. 600/567

* cited by examiner

Primary Examiner—Ian Simmons

(74) *Attorney, Agent, or Firm*—Ryan, Kromholz & Manion, S.C.

(57) **CLAIM**

The ornamental design for a hand-held surgical instrument, as shown and described.

DESCRIPTION

FIG. 1 is a perspective view of a hand-held surgical instrument;

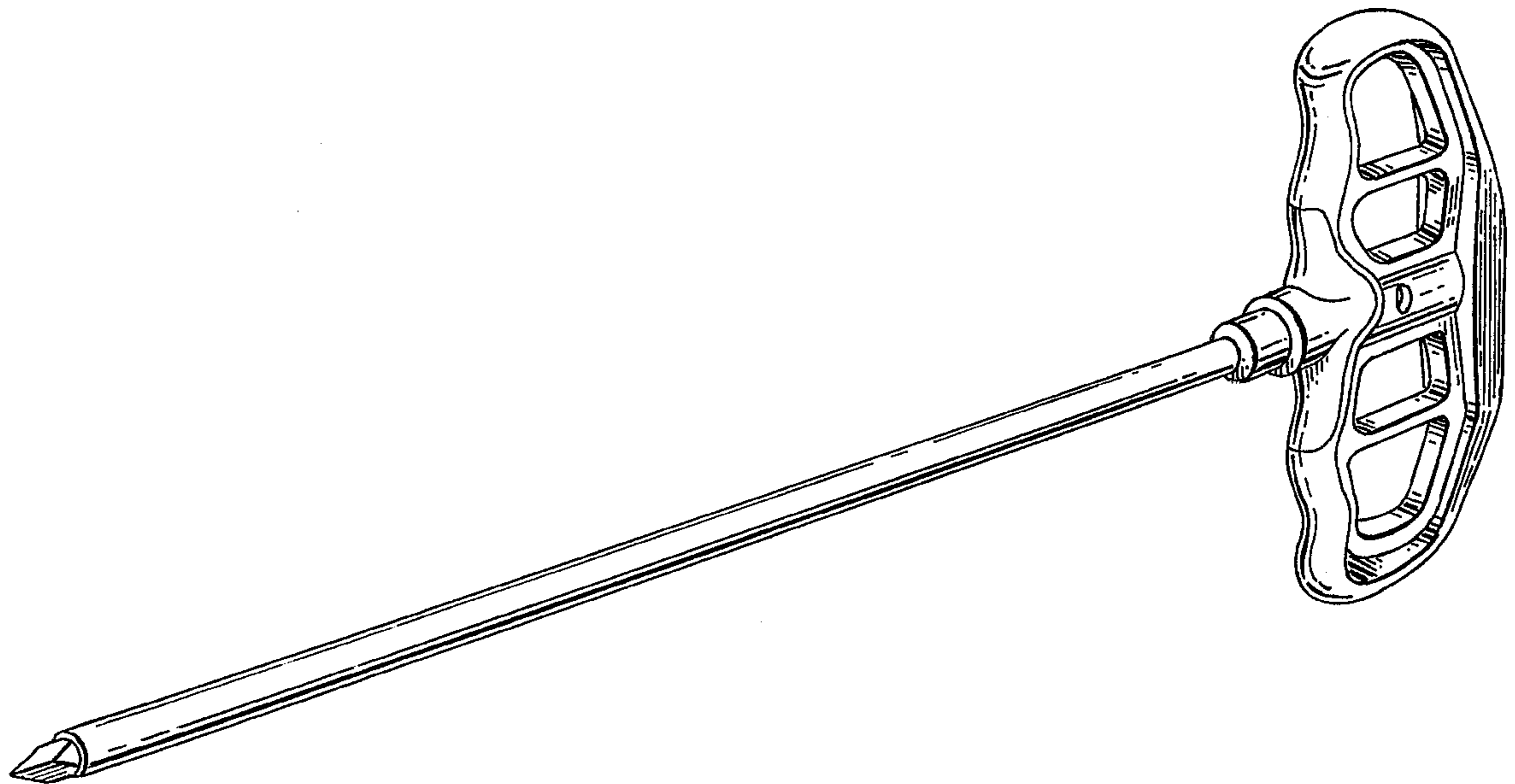
FIG. 2 is a side view of the hand-held surgical instrument;

FIG. 3 is a front view of the hand-held surgical instrument;

FIG. 4 is a bottom perspective view of the hand-held surgical instrument; and,

FIG. 5 is a top perspective view of the hand-held surgical instrument.

1 Claim, 2 Drawing Sheets



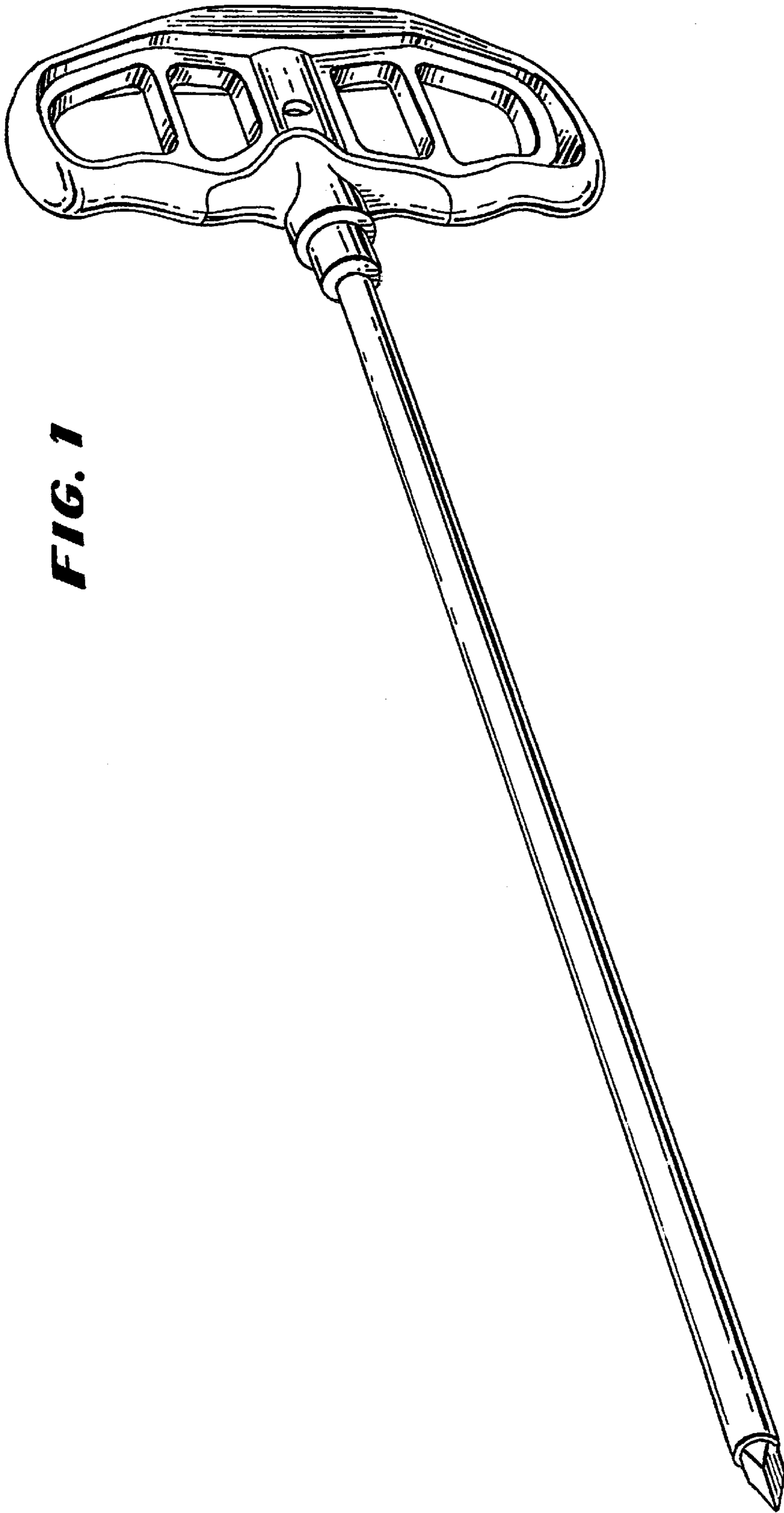


FIG. 1

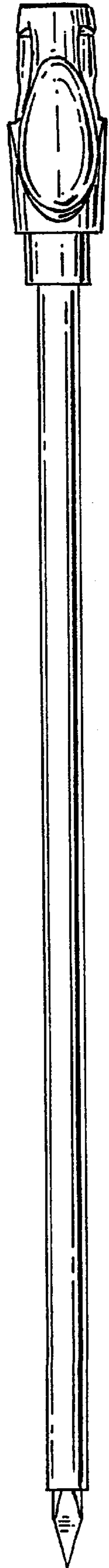


FIG. 2

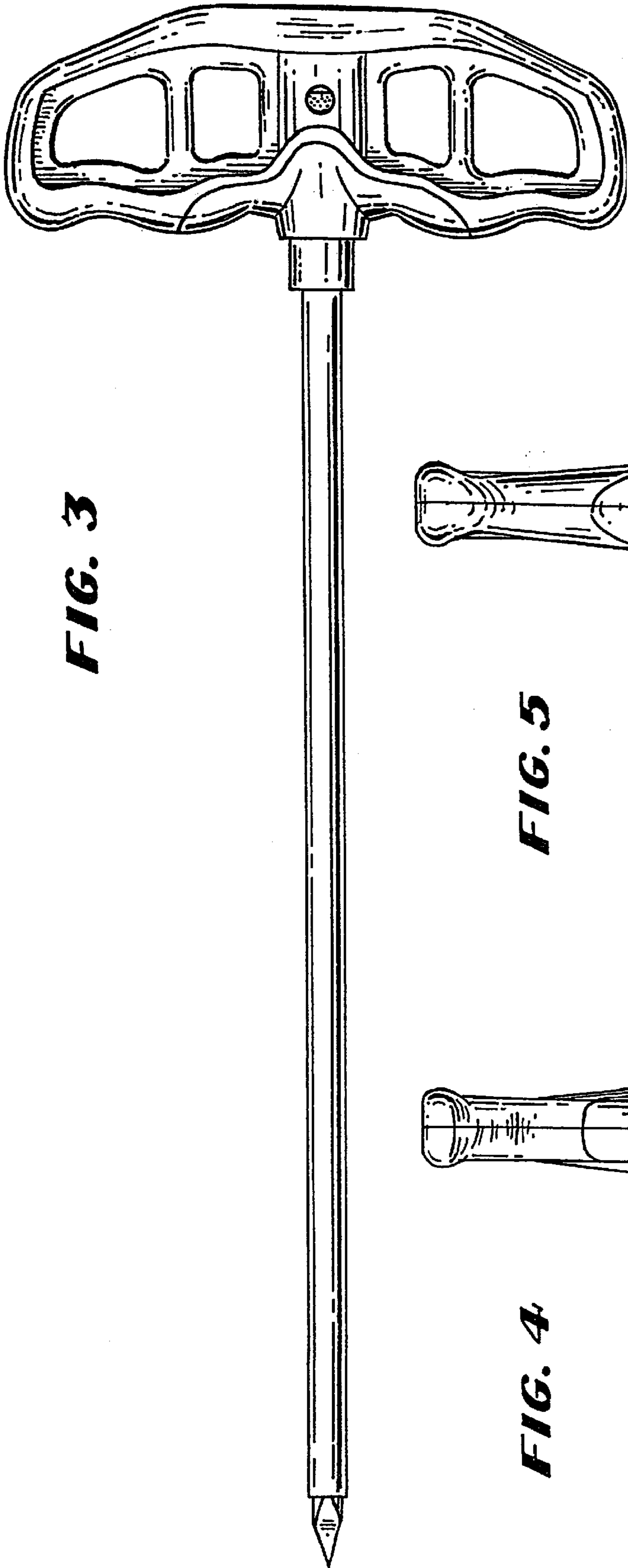


FIG. 3

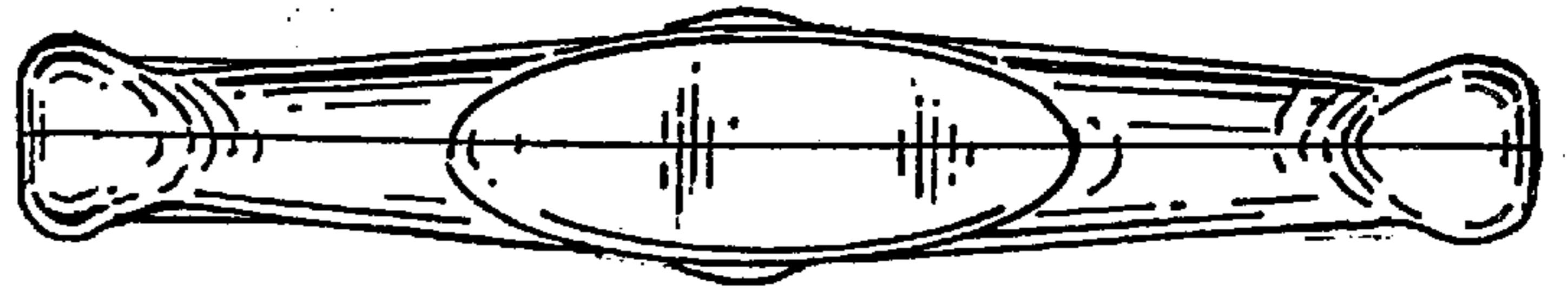


FIG. 5

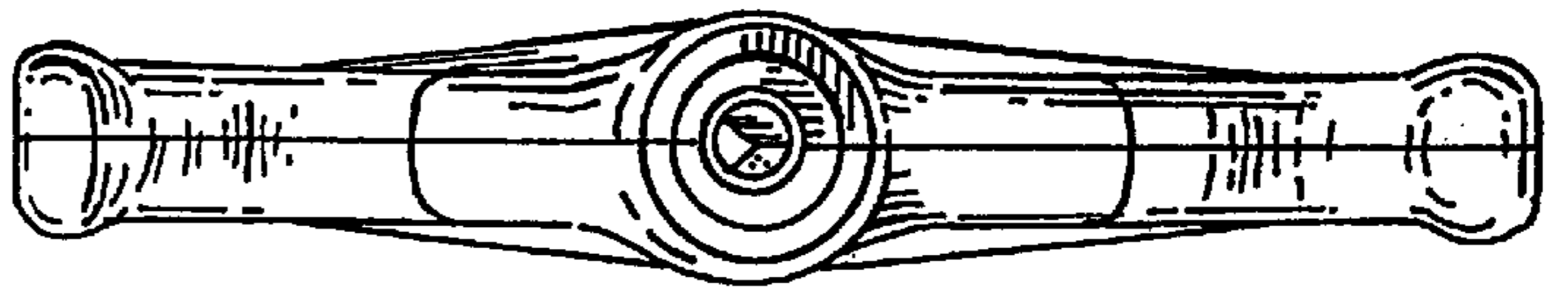


FIG. 4