



US00D439961S

(12) **United States Design Patent**
Fiegl et al.

(10) **Patent No.:** **US D439,961 S**

(45) **Date of Patent:** **** Apr. 3, 2001**

(54) **SHOWER HEAD ATTACHMENT BAR**

D. 401,680	*	11/1998	Tiernan	D23/304
3,971,074	*	7/1976	Yxfeldt	4/570
5,632,049	*	5/1997	Chen	4/570
5,692,252	*	12/1997	Zwezdaryk	4/601

(75) Inventors: **Tomas Fiegl; Achim Pohl**, both of
Darmstadt (DE)

(73) Assignee: **Hansa Metallwerke AG** (DE)

(**) Term: **14 Years**

(21) Appl. No.: **29/099,645**

(22) Filed: **Jan. 25, 1999**

(30) **Foreign Application Priority Data**

Jul. 24, 1998 (DE) 498 07 419

(51) **LOC (7) Cl.** **23-02**

(52) **U.S. Cl.** **D23/304**

(58) **Field of Search** D23/303-311,
D23/213, 223; 4/567, 570, 605, 615, 601;
248/124.2, 125.9; 239/282, 283

(56) **References Cited**

U.S. PATENT DOCUMENTS

D. 387,420 * 12/1997 Kuhne D23/304

* cited by examiner

Primary Examiner—Eric Watterson

(57) **CLAIM**

We claim the ornamental design for shower head attachment bar, as shown.

DESCRIPTION

FIG. 1 is a left side elevation of a shower head attachment bar showing our new design, which is a mirror image of a right side elevation.

FIG. 2 is a front view thereof.


FIG. 3 is a rear view thereof.

FIG. 4 is a top view thereof.

FIG. 5 is a bottom view thereof; and,

FIG. 6 is a perspective view thereof.

1 Claim, 6 Drawing Sheets







Fig. 1






Fig. 4

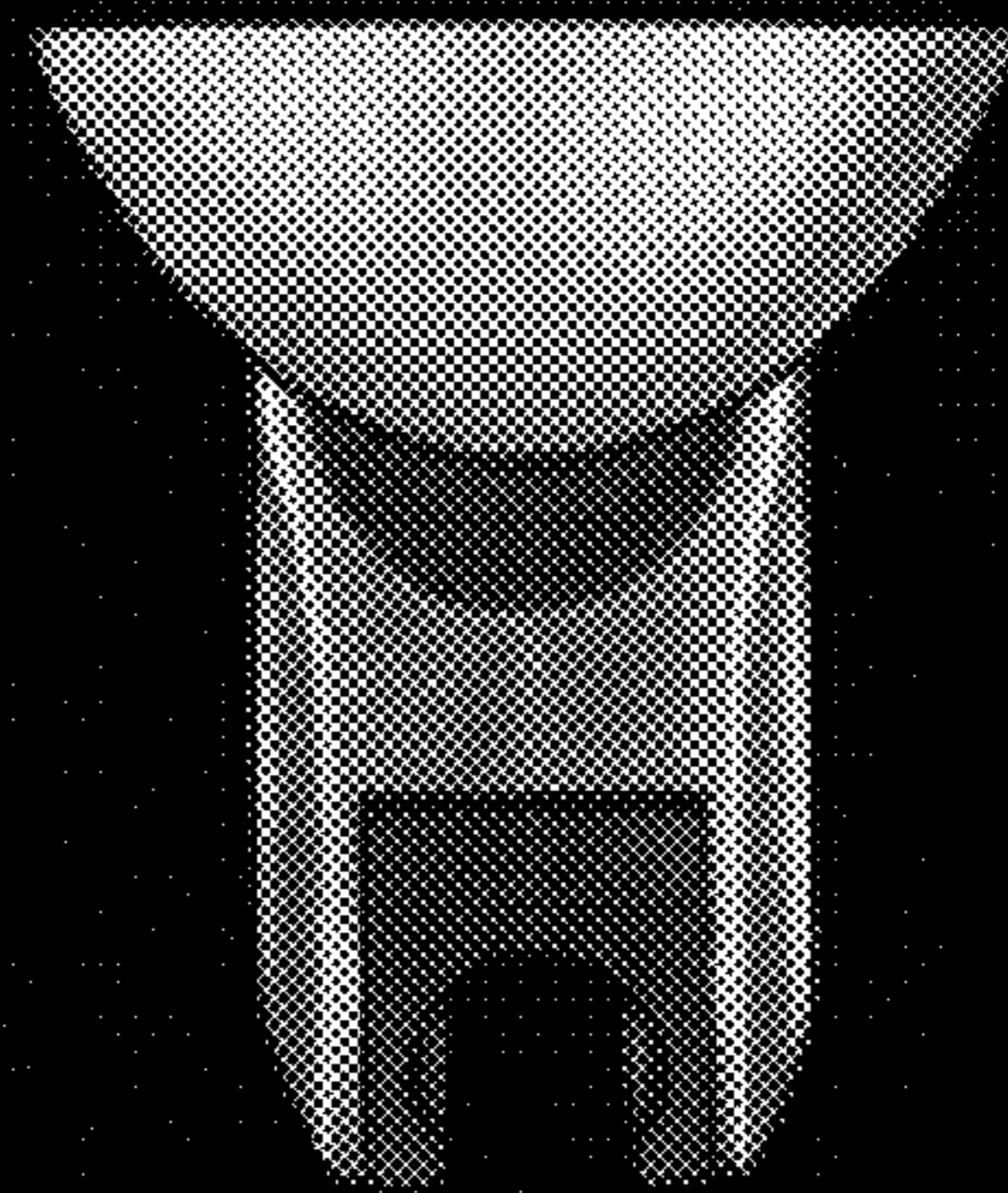


Fig. 5

