



US00D439960S

(12) **United States Design Patent**
Jones

(10) **Patent No.:** **US D439,960 S**

(45) **Date of Patent:** **** Apr. 3, 2001**

(54) **TOILET**

(75) **Inventor:** **Sherry Lynn Jones, Pataskala, OH (US)**

(73) **Assignee:** **American Standard International Inc., New York, NY (US)**

(**) **Term:** **14 Years**

(21) **Appl. No.:** **29/121,460**

(22) **Filed:** **Apr. 6, 2000**

(51) **LOC (7) Cl.** **23-02**

(52) **U.S. Cl.** **D23/295**

(58) **Field of Search** D23/273, 295-301,
D23/303, 309-313; 4/253, 300, 300.3, 321,
328-329, 245.1, 245.6, 353, 419, 420, 443-444,
446, 234, 236, 242.1, 901, 902

(56) **References Cited**

U.S. PATENT DOCUMENTS

| | | | | |
|------------|----------|-----------------|-------|---------|
| D. 311,242 | 10/1990 | Reid | | D23/301 |
| D. 346,854 | 5/1994 | Reid | . | |
| D. 353,450 | 12/1994 | Anderson et al. | | D23/301 |
| D. 355,709 | * 2/1995 | Osada | | D23/295 |
| D. 373,818 | 9/1996 | Sanchez et al. | | D23/301 |
| D. 379,496 | 5/1997 | Kawamura et al. | . | |
| D. 384,136 | 9/1997 | Kawamura et al. | . | |
| D. 397,214 | 8/1998 | Felker | . | |
| D. 399,294 | 10/1998 | Kawamura et al. | | D23/301 |
| D. 406,329 | * 3/1999 | Kawamura et al. | | D23/309 |
| D. 407,150 | 3/1999 | Sim | | D23/301 |

| | | | | |
|------------|--------|-----------------|-------|---------|
| D. 407,151 | 3/1999 | Chiu | . | |
| D. 409,733 | 5/1999 | Anderson et al. | . | |
| D. 409,734 | 5/1999 | Sim | . | |
| D. 410,998 | 6/1999 | Jones | | D23/301 |

OTHER PUBLICATIONS

“The Bold Look of Kohler”, p. 31, ©2000.
“TOTO Perfection by Design”, ©1999 TOTO USA, Inc.

* cited by examiner

Primary Examiner—Louis S. Zarfaz
Assistant Examiner—Robert A Delehanty

(57) **CLAIM**

The ornamental design for a toilet, as shown and described.

DESCRIPTION

FIG. 1 is a left front perspective view of a toilet showing my new design;
FIG. 2 is a top plan view thereof;
FIG. 3 is a right side elevational view thereof;
FIG. 4 is a front elevational view thereof;
FIG. 5 is a left front perspective view of a toilet showing a second embodiment of my new design;
FIG. 6 is a second top plan view thereof;
FIG. 7 is a right side elevational view thereof; and,
FIG. 8 is a front elevational view thereof.
The broken line and the areas enclosed therein shown in FIGS. 2 and 6 are unclaimed and forms no part of the claimed design.

1 Claim, 6 Drawing Sheets

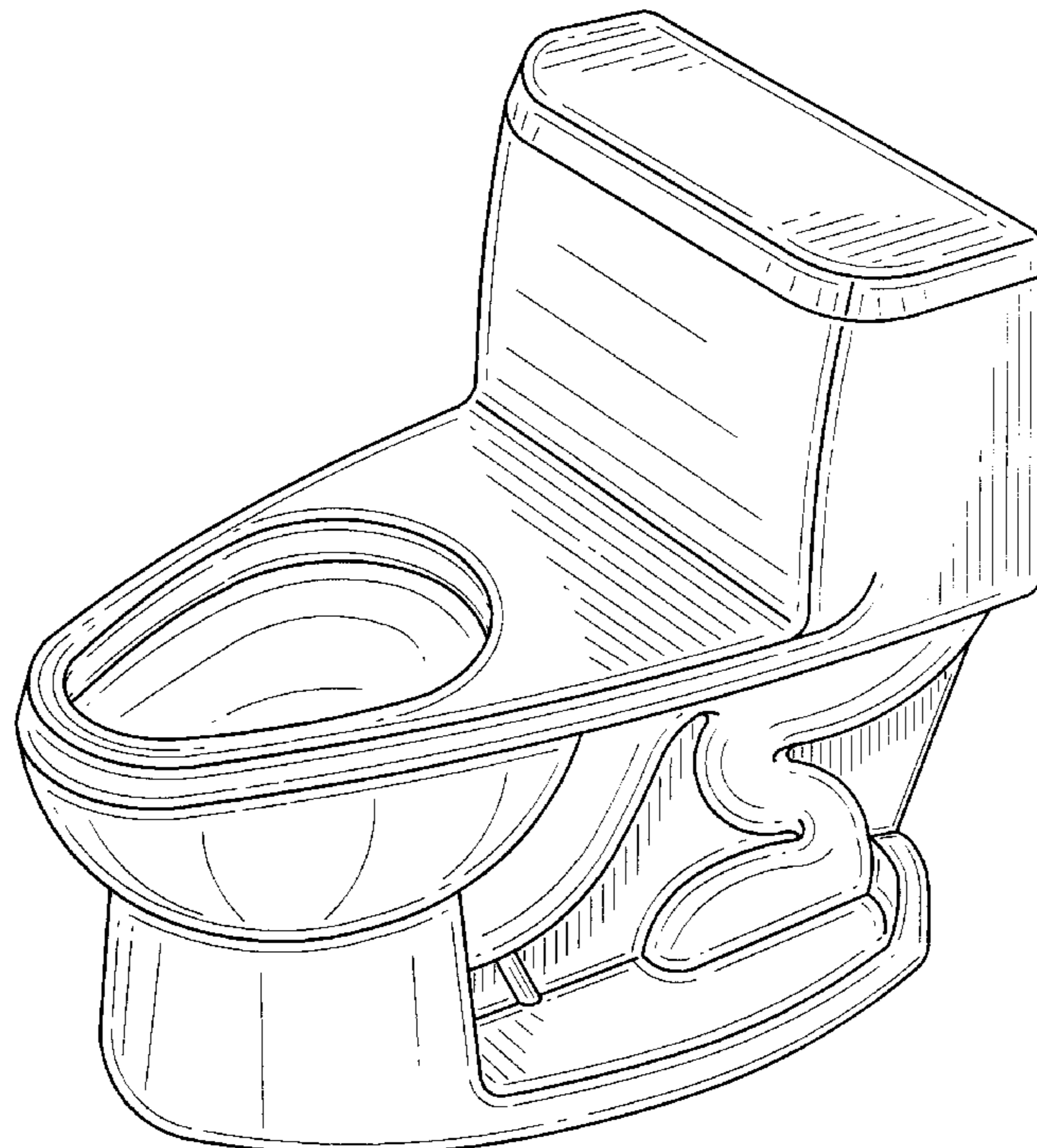


FIG. 1

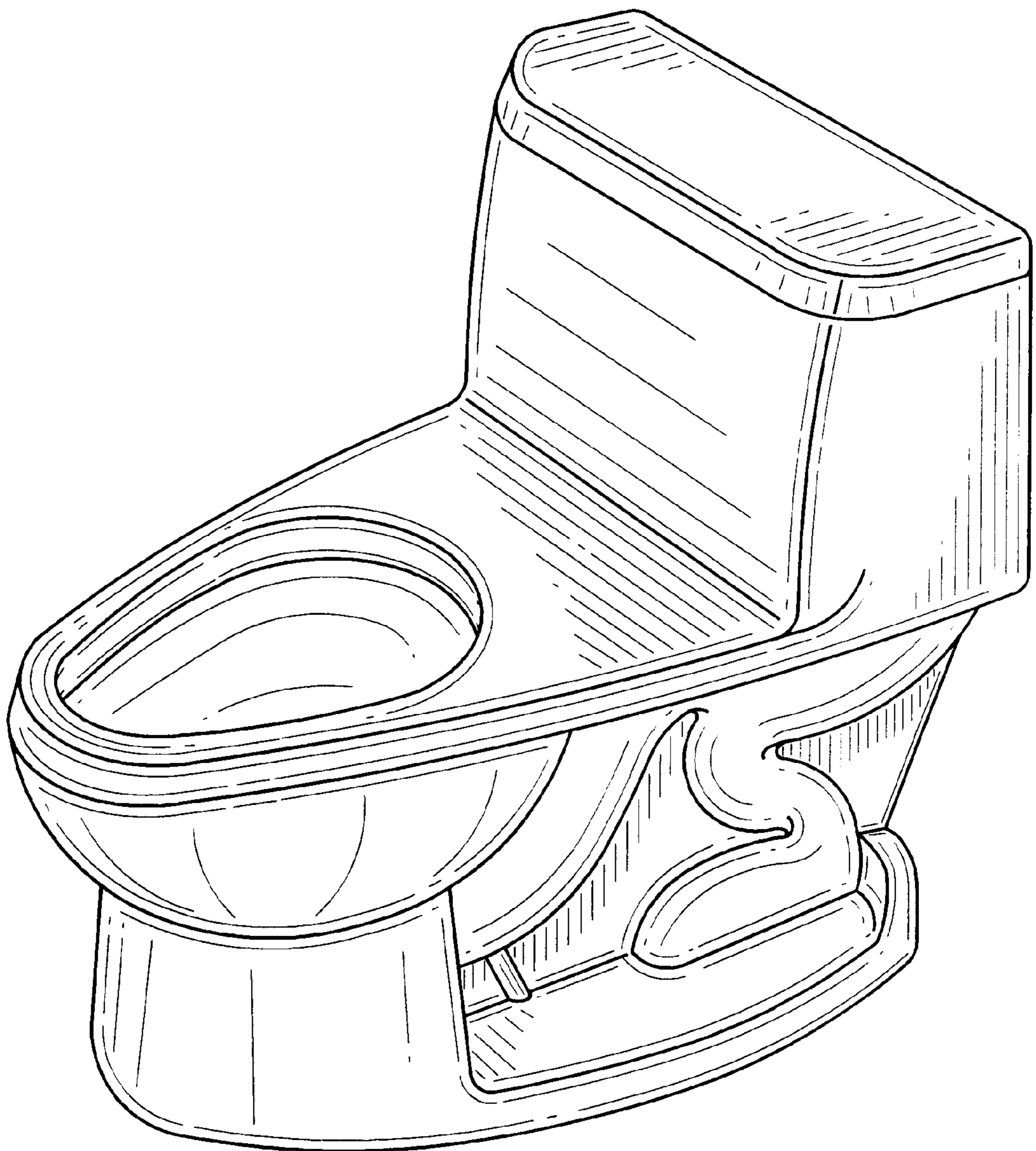


FIG. 2

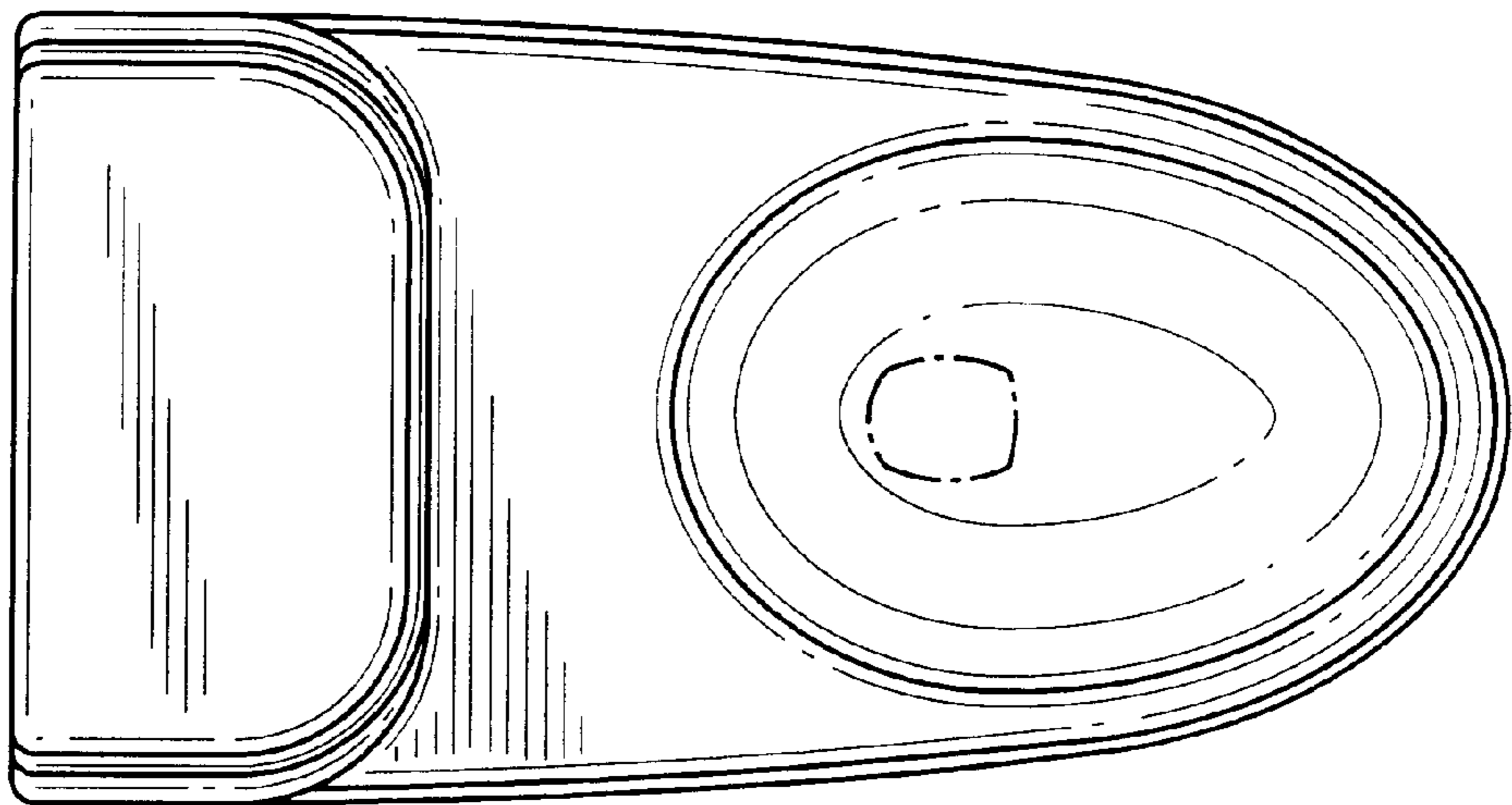


FIG. 3

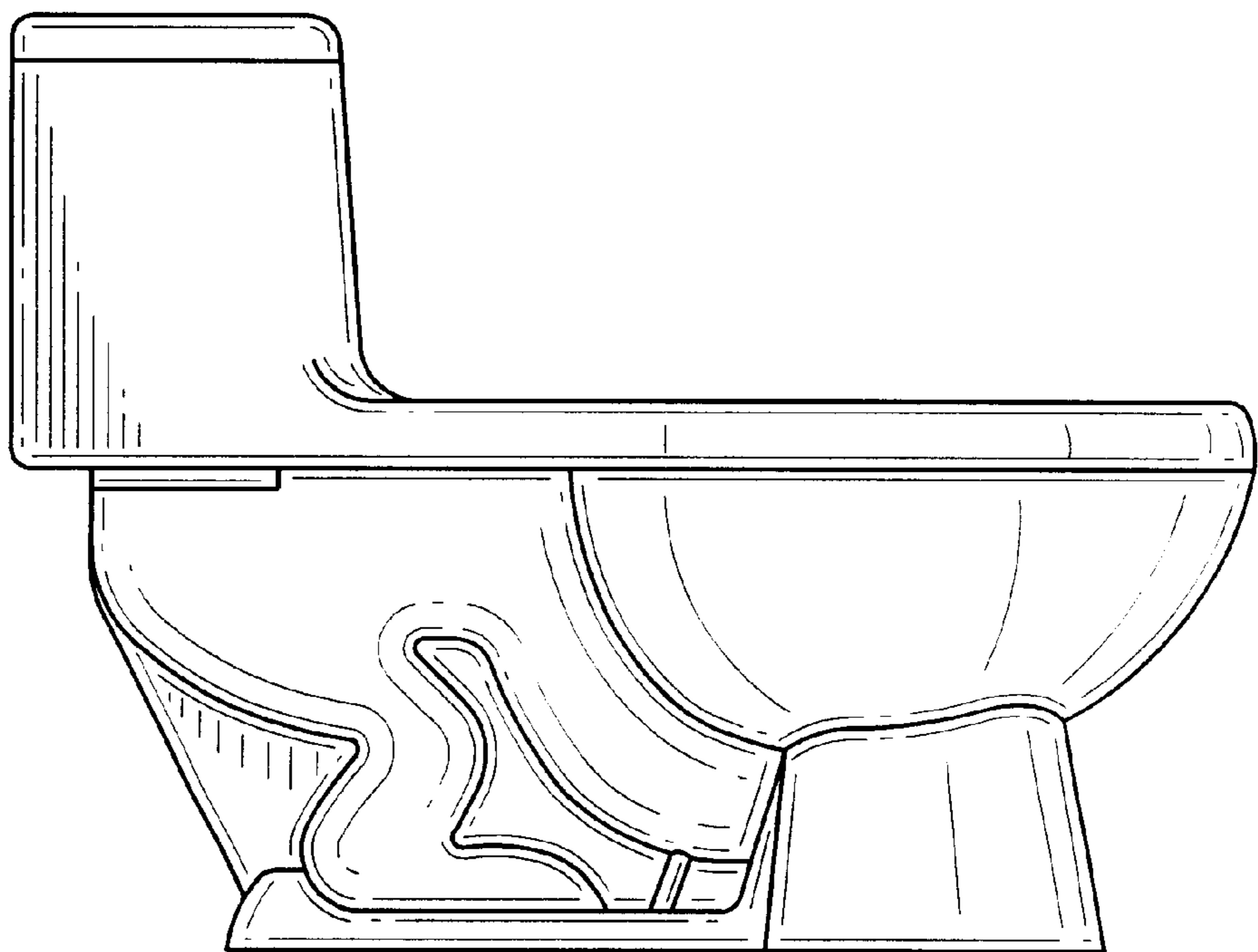


FIG. 4




FIG. 5

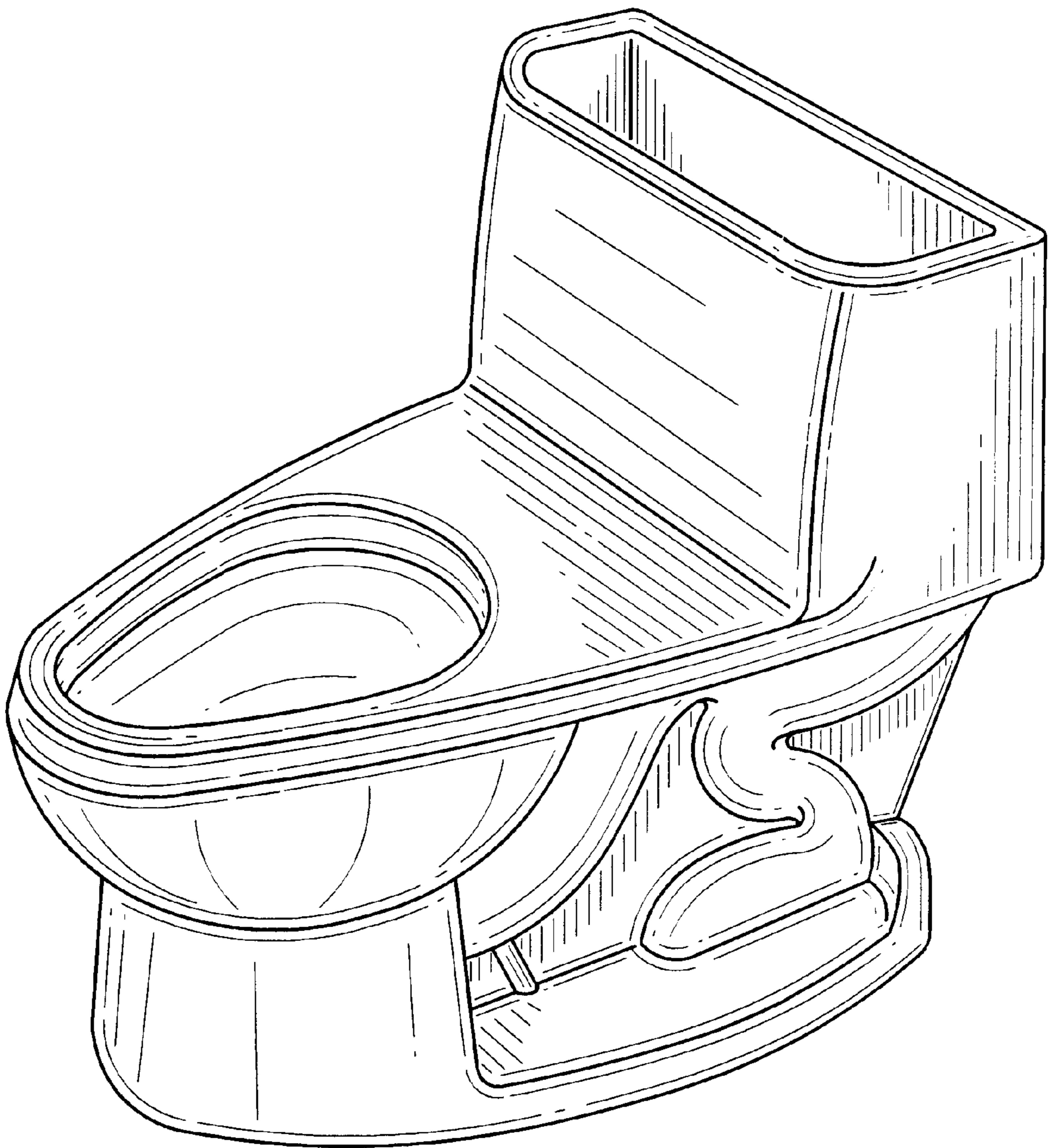


FIG. 6

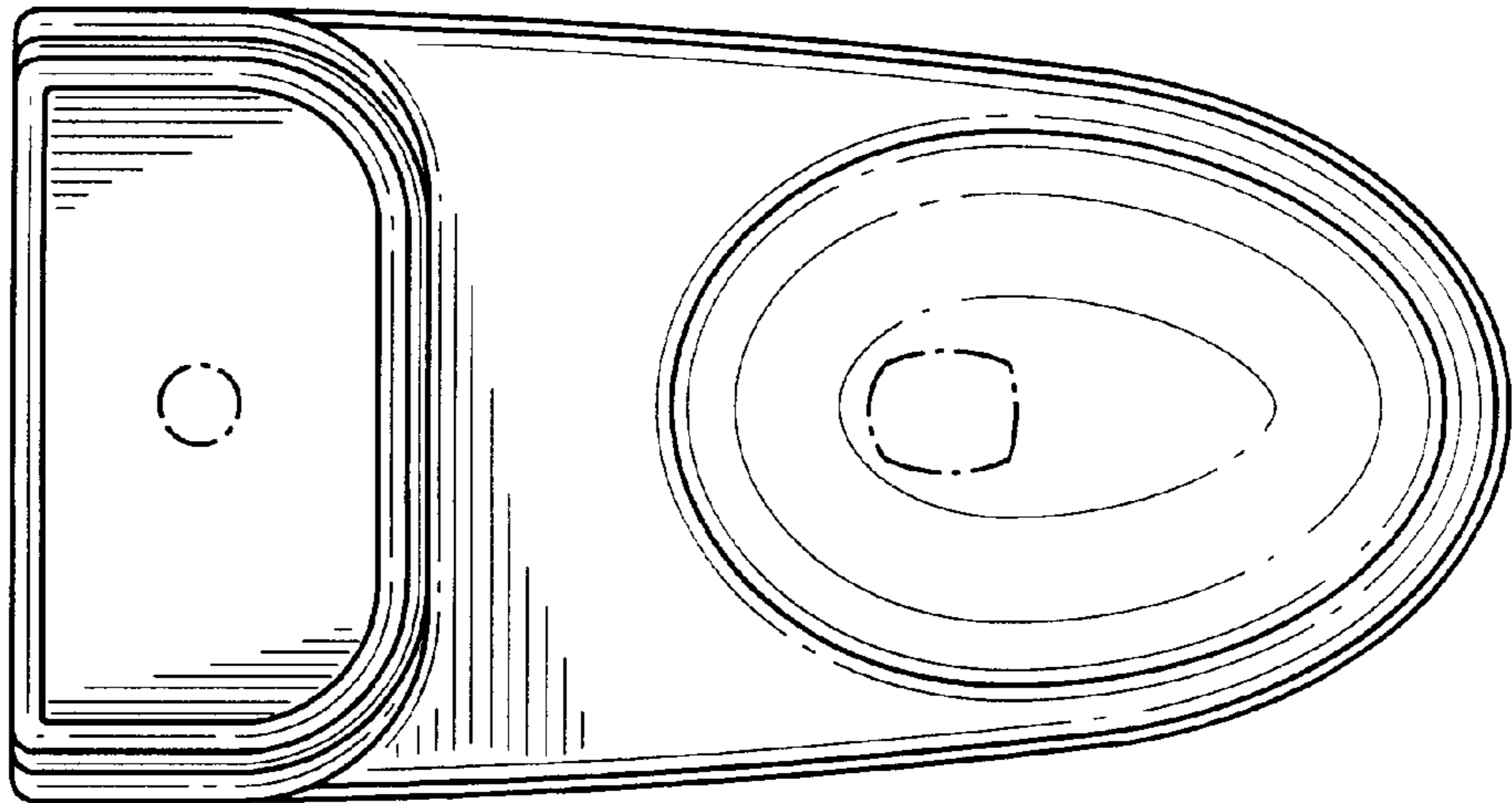


FIG. 7

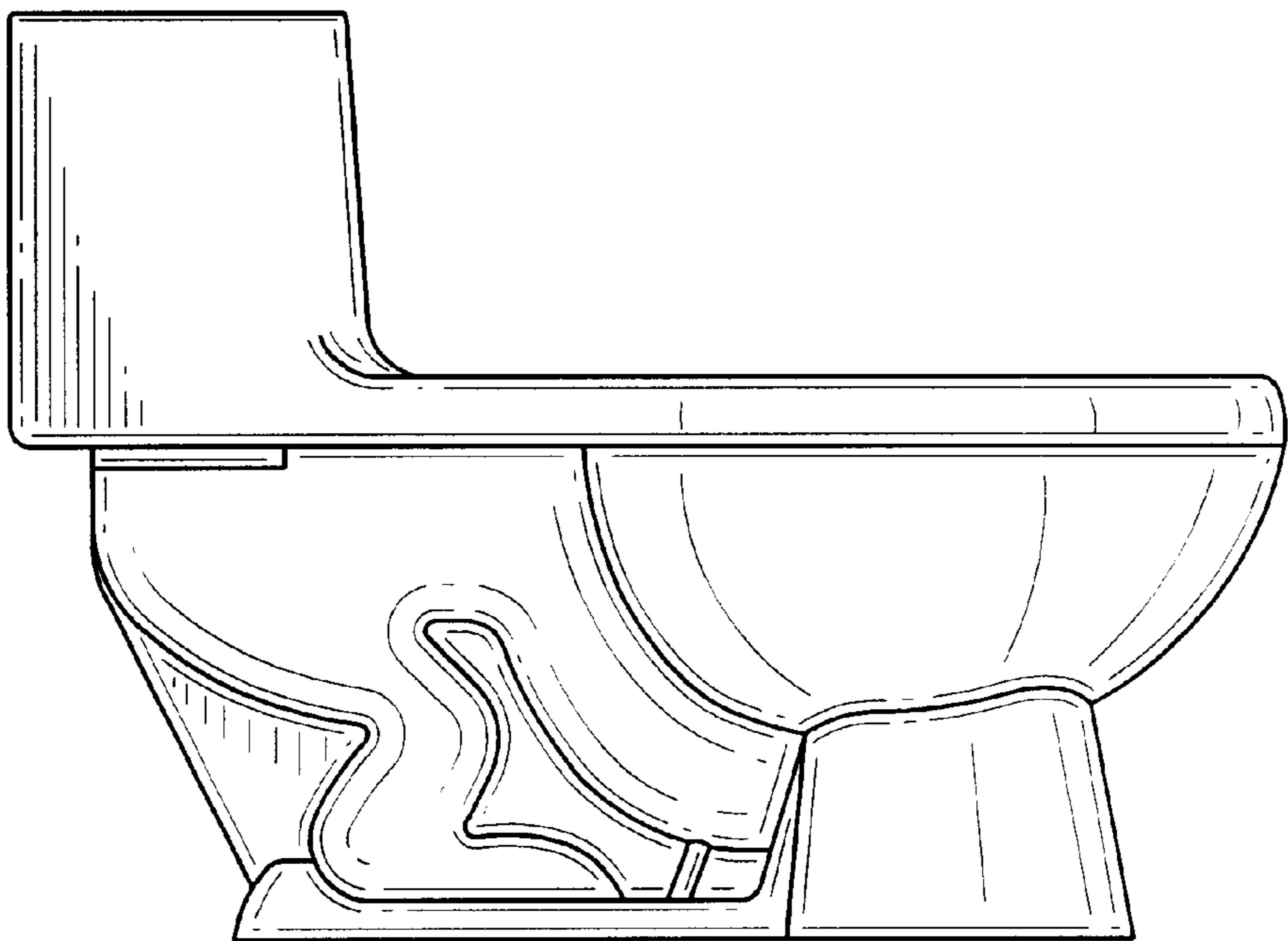


FIG. 8

