



US00D439959S

(12) **United States Design Patent**
Jones

(10) **Patent No.:** **US D439,959 S**

(45) **Date of Patent:** **** Apr. 3, 2001**

(54) **SINK**

(75) **Inventor:** **Sherry Lynn Jones, Pataskala, OH (US)**

(73) **Assignee:** **American Standard International Inc., New York, NY (US)**

(**) **Term:** **14 Years**

(21) **Appl. No.:** **29/121,330**

(22) **Filed:** **Apr. 4, 2000**

(51) **LOC (7) Cl.** **23-02**

(52) **U.S. Cl.** **D23/284**

(58) **Field of Search** D23/270.274,
D23/284-291, 293.1, 303, 308; 4/619, 630-632,
639, 640, 643, 650, 656, 660

(56) **References Cited**

U.S. PATENT DOCUMENTS

- D. 226,911 * 5/1973 Granger D23/284
- D. 288,353 * 2/1987 Smith D23/285
- D. 319,682 * 9/1991 Sharp et al. D23/285 X
- D. 347,053 * 5/1994 Reid D23/285
- D. 375,543 * 11/1996 Wagner D23/285
- D. 401,677 * 11/1998 Garza D23/284

- D. 422,346 * 4/2000 Svendsen D23/285
- D. 424,665 * 5/2000 Svendsen D23/285
- D. 430,275 * 8/2000 Slothower D23/284

OTHER PUBLICATIONS

Kohler "New Products 2000" catalog cover illustration.*

* cited by examiner

Primary Examiner—Louis S. Zarfes

Assistant Examiner—Robert A. Delehanty

(57) **CLAIM**

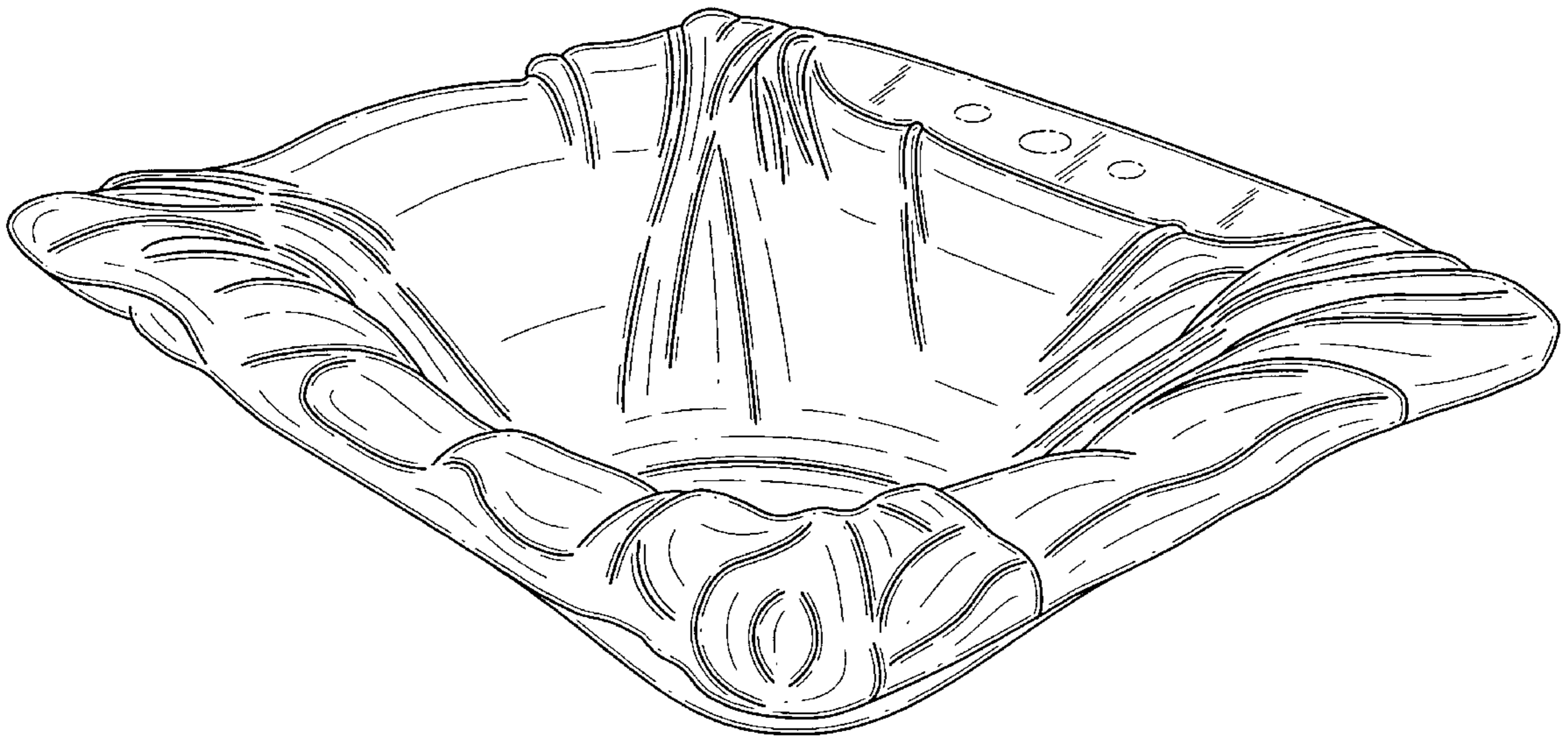
The ornamental design for a sink, as shown and described.

DESCRIPTION

FIG. 1 is a perspective of a sink showing my new design;
FIG. 2 is a top plan view thereof;
FIG. 3 is a right side elevational view thereof;
FIG. 4 is a left side view elevational thereof;
FIG. 5 is a front elevational view thereof; and,
FIG. 6 is a rear elevational view thereof.

The broken line showing of faucet holes and a drain hole is for illustrative purposes only and forms no part of the claimed design.

1 Claim, 6 Drawing Sheets






FIG. 1

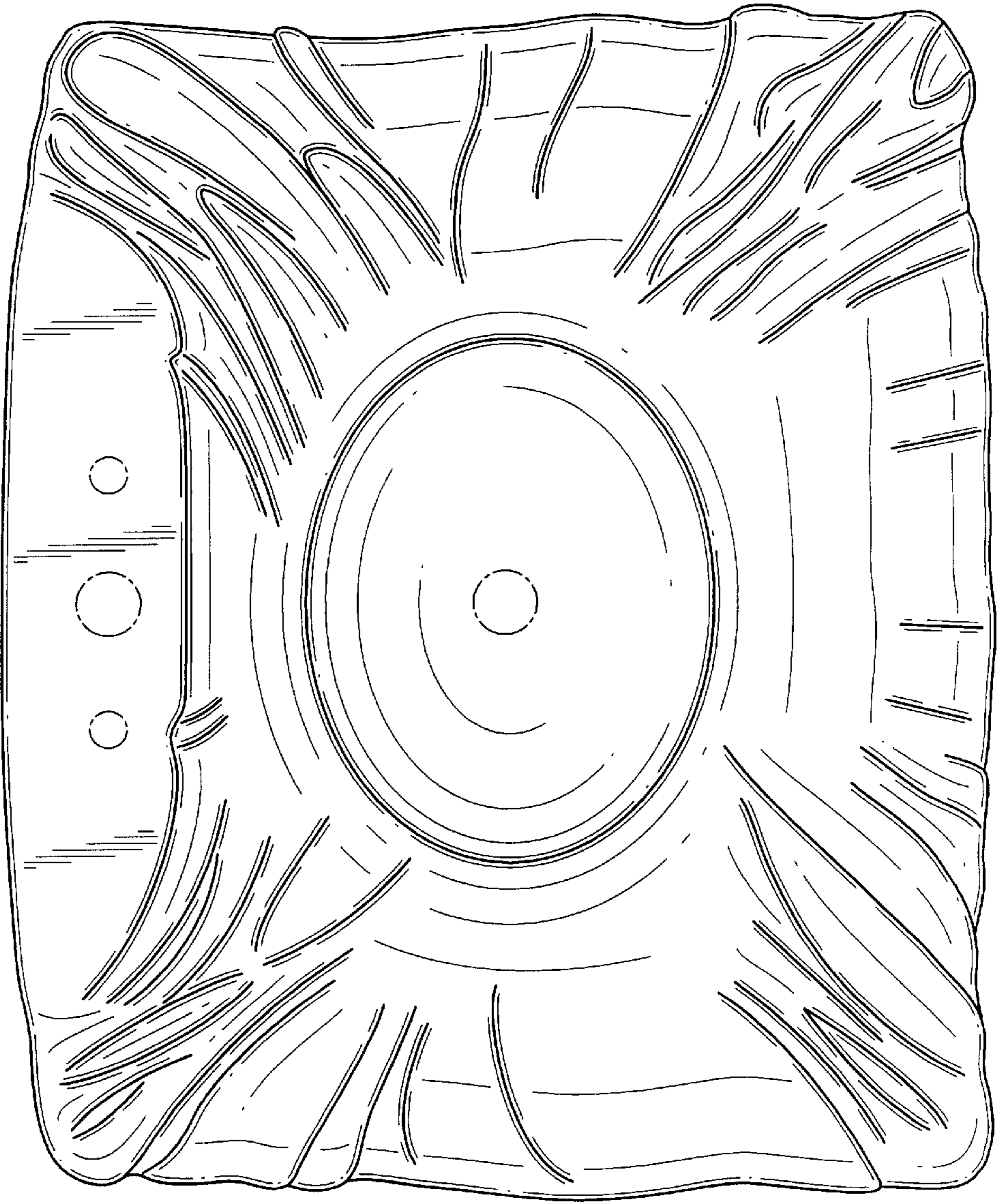


FIG. 2

FIG. 3

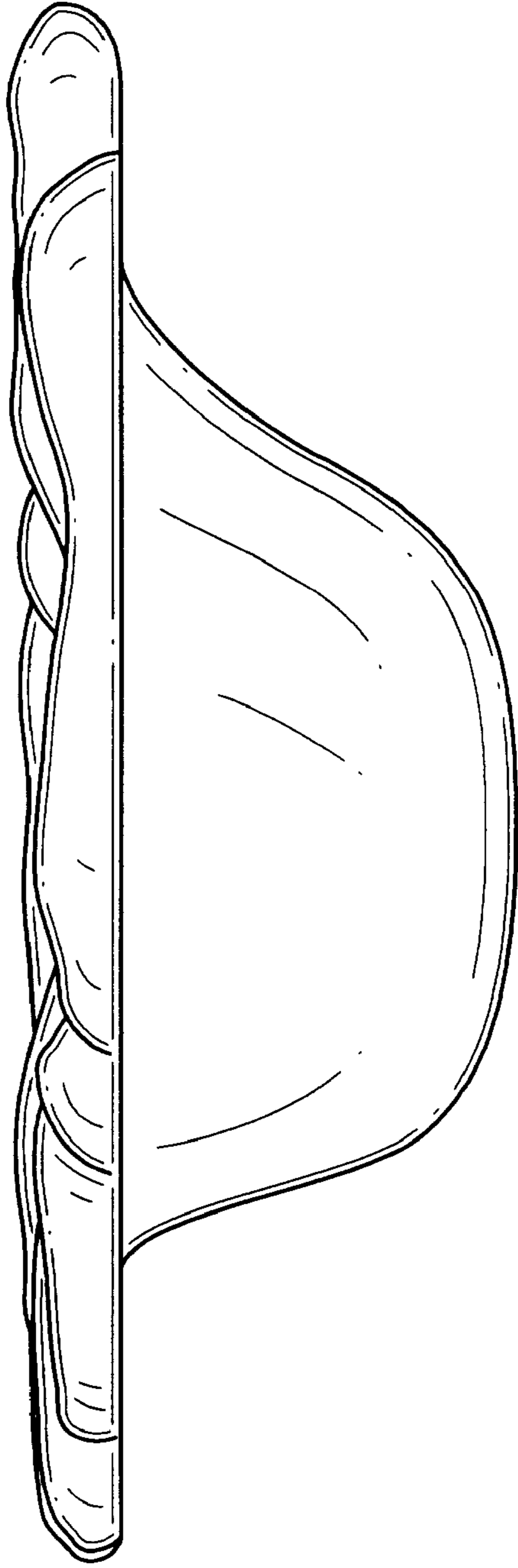


FIG. 4

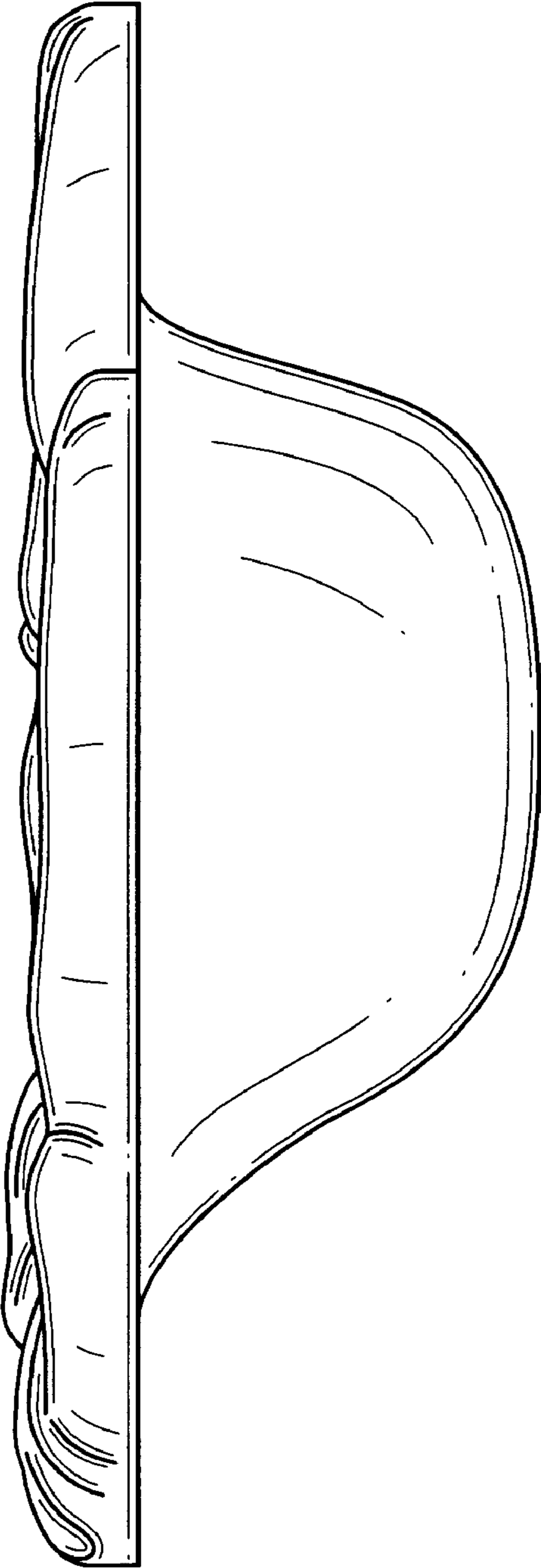


FIG. 5

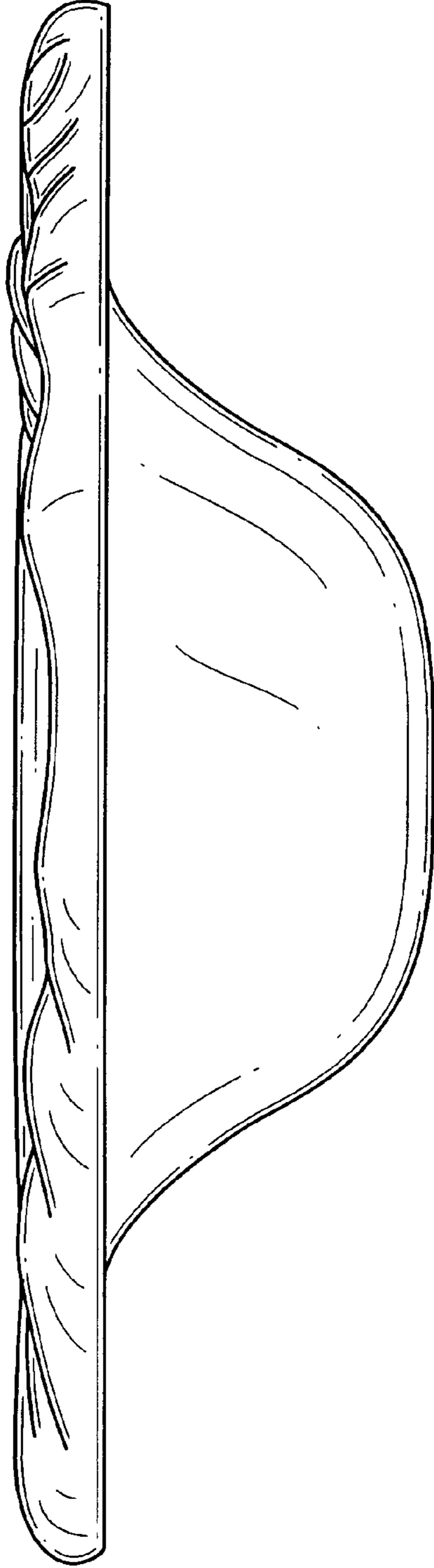


FIG. 6

