



US00D439948S

(12) **United States Design Patent**
Fletcher et al.

(10) **Patent No.: US D439,948 S**

(45) **Date of Patent: ** Apr. 3, 2001**

(54) **RIFLE HANDGRIP**

(76) Inventors: **Bryan T. Fletcher**, 3914 S. Timber,
Santa Ana, CA (US) 92707; **Robert L.
Bettey**, 26102 Spur Branch La., Laguna
Hills, CA (US) 92653; **Shawn G.
Tugwell**, 526 Fifth St., Berthoud, CO
(US) 80513

(**) Term: **14 Years**

(21) Appl. No.: **29/123,198**

(22) Filed: **May 12, 2000**

Related U.S. Application Data

(63) Continuation-in-part of application No. 09/505,005, filed on
Feb. 15, 2000.

(51) **LOC (7) Cl.** **22-01**

(52) **U.S. Cl.** **D22/108; D22/100; D22/199**

(58) **Field of Search** **D22/100, 108,
D22/199; 42/71.01, 85, 94, 96**

(56) **References Cited**

U.S. PATENT DOCUMENTS

897,577 * 9/1908 Bourne 42/71.01

1,170,256 * 2/1916 Hillpot 42/71.01
1,277,002 * 8/1918 Van Name 42/71.01
4,433,500 * 2/1984 Kunevicius 42/96
5,048,215 * 9/1991 Davis 42/72
5,857,279 * 1/1999 Masina 42/71.01

* cited by examiner

Primary Examiner—Louis S. Zarfes

Assistant Examiner—Monica A. Weingart

(74) *Attorney, Agent, or Firm*—Eric Karich

(57) **CLAIM**

The ornamental design for a rifle handgrip, as shown and
described.

DESCRIPTION

FIG. 1 is a right side elevation view of a rifle handgrip,
showing my new design;

FIG. 2 is a right side elevation view thereof;

FIG. 3 is a bottom plan view thereof

FIG. 4 is a top plan view thereof;

FIG. 5 is a front elevational view thereof; and,

FIG. 6 is a rear elevational view thereof.

The broken line showings of a rifle and a user's hand are for
illustrative purposes only and form no part of the claimed
design.

1 Claim, 2 Drawing Sheets

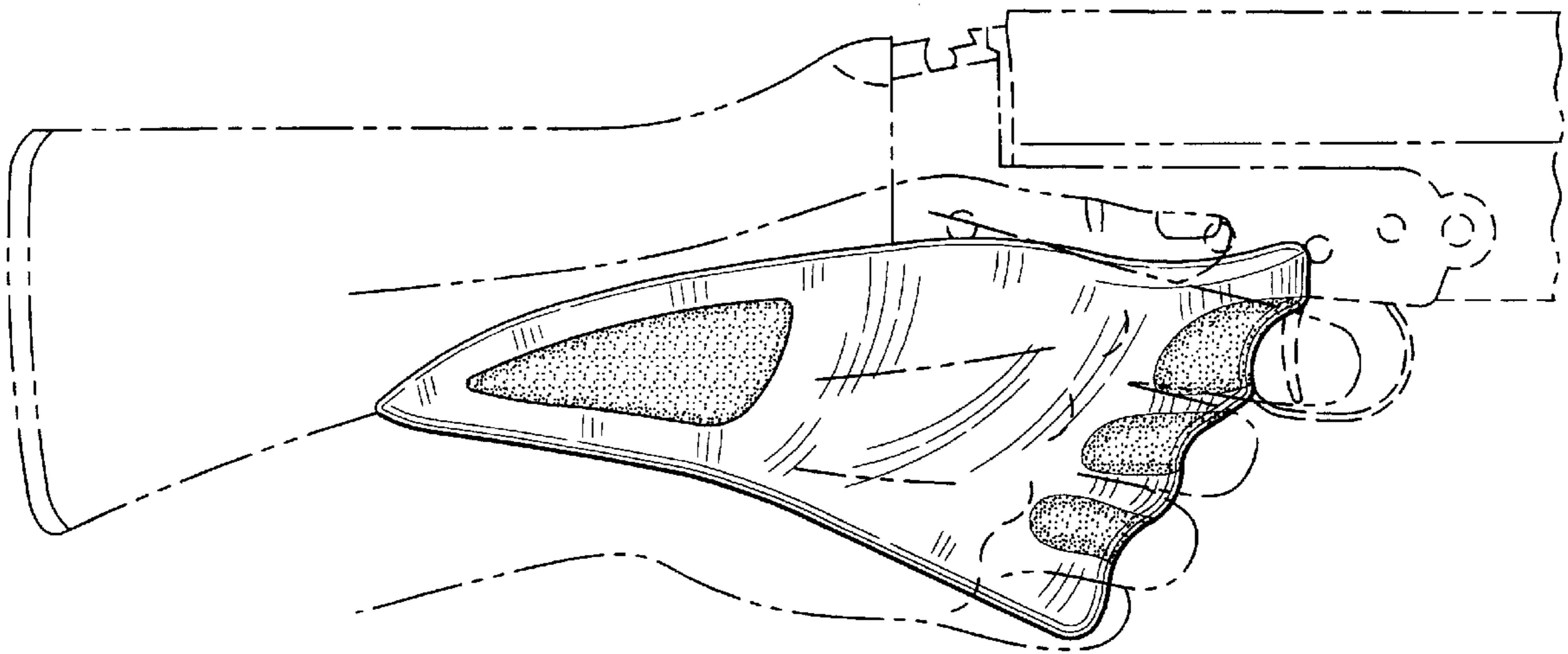


Fig. 1

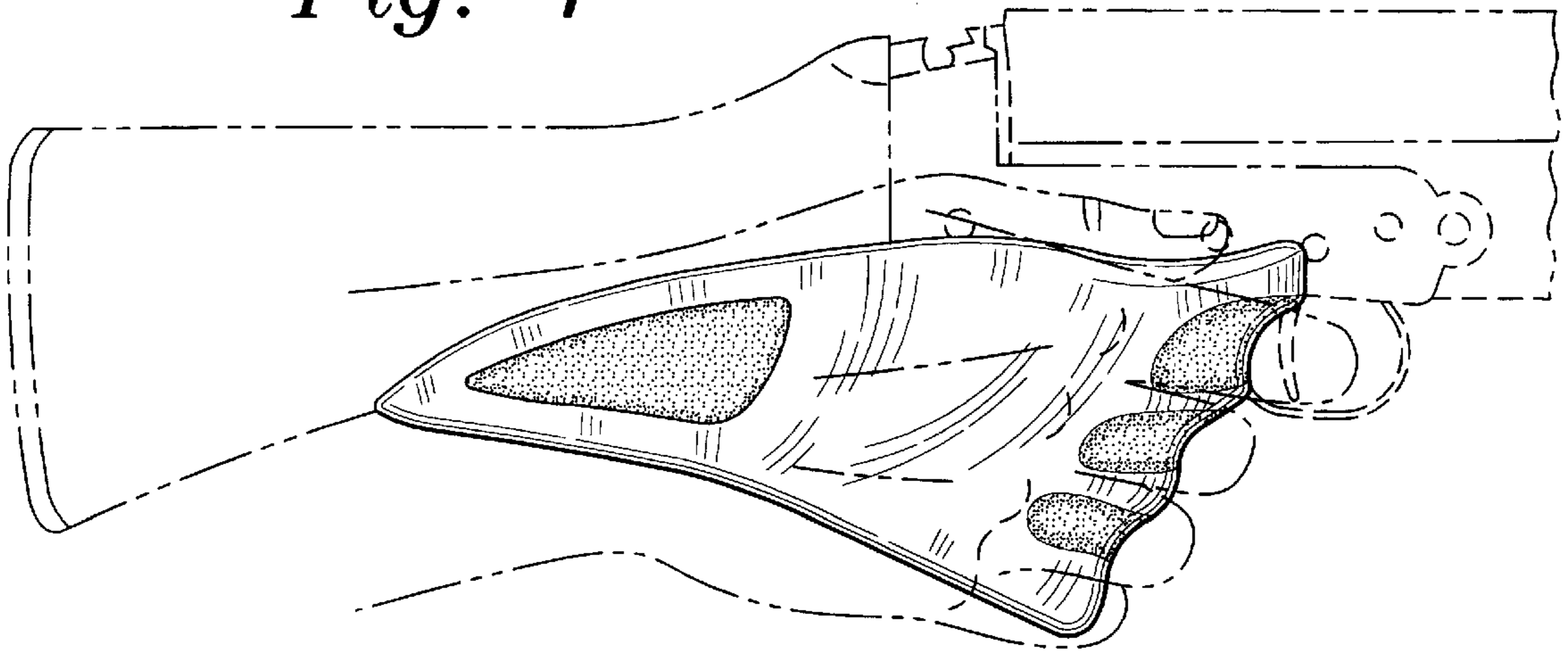


Fig. 2

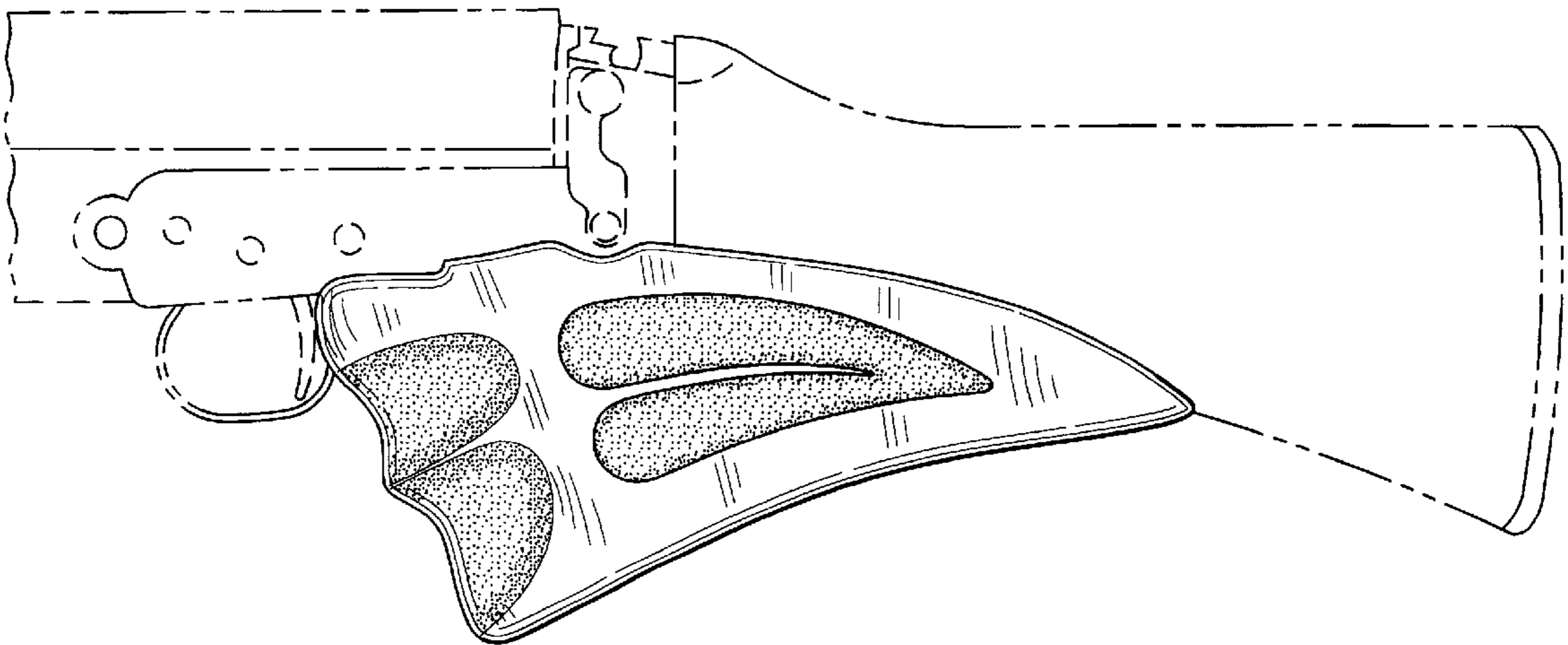


Fig. 3




Fig. 4




Fig. 5

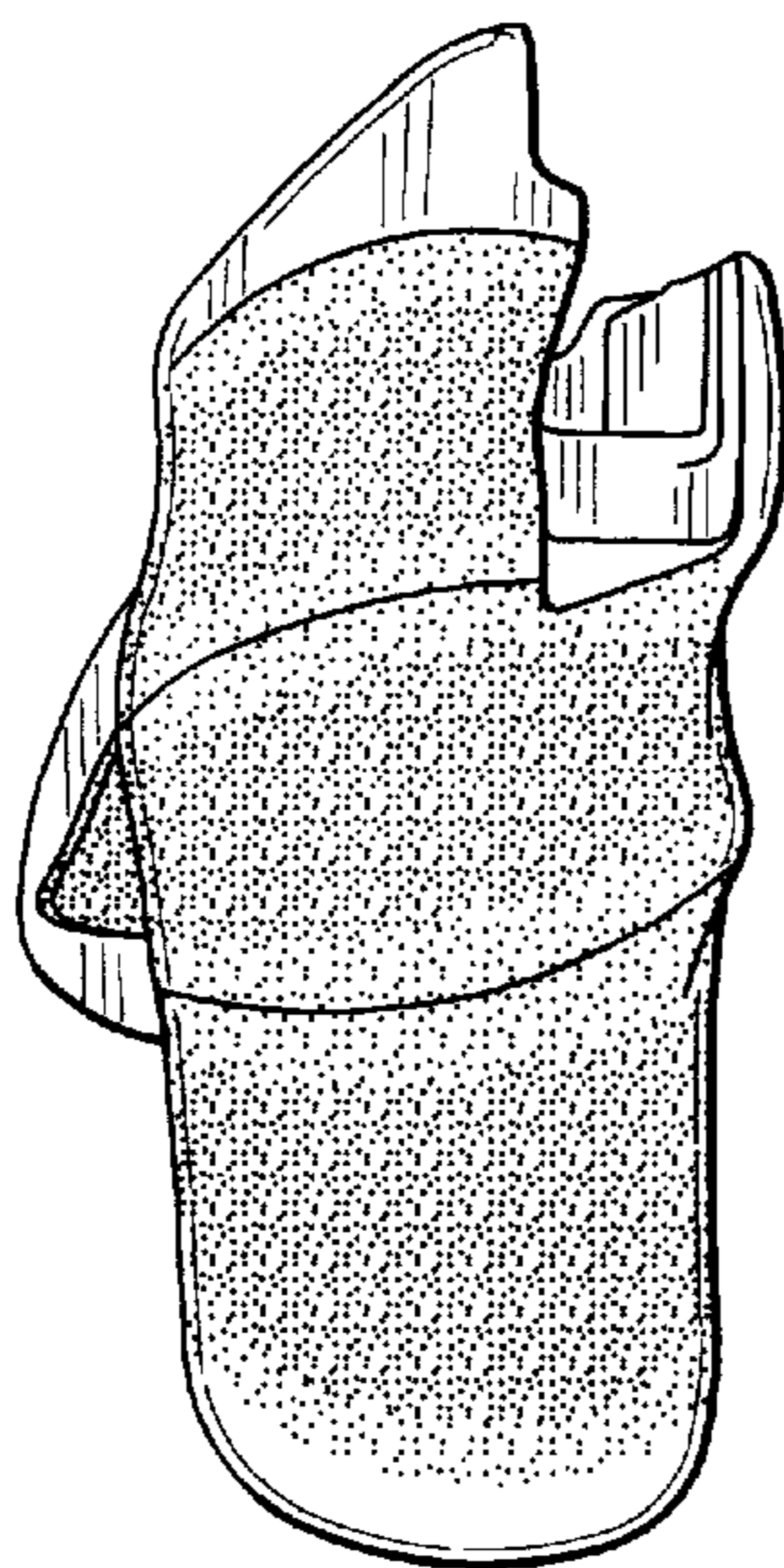


Fig. 6

