



US00D439926S

(12) **United States Design Patent**
Roewe

(10) **Patent No.:** **US D439,926 S**

(45) **Date of Patent:** **** Apr. 3, 2001**

(54) **SPORTS FOLDER**

5,653,470 * 8/1997 Bennett 281/15.1

(75) Inventor: **Timothy M. Roewe**, Washington, MO (US)

* cited by examiner

(73) Assignee: **DAC, Inc.**, Washington, DC (US)

Primary Examiner—Martie K. Holtje

(**) Term: **14 Years**

(74) *Attorney, Agent, or Firm*—Senniger, Powers, Leavitt & Roedel

(21) Appl. No.: **29/126,901**

(57) **CLAIM**

(22) Filed: **Jul. 26, 2000**

The ornamental design for a sports folder, as shown and described.

Related U.S. Application Data

DESCRIPTION

(62) Division of application No. 29/116,085, filed on Dec. 27, 1999.

FIG. 1 is a top plan view of a sports folder showing my new design in a closed condition;

(51) **LOC (7) Cl.** **19-04**

FIG. 2 is a bottom plan view of FIG. 1;

(52) **U.S. Cl.** **D19/28; D19/26**

FIG. 3 is a front elevational view of FIG. 1;

(58) **Field of Search** D3/301, 303, 232, D3/900; D19/26, 27, 28, 32, 33, 86, 91; 70/68; 190/127, 901; 206/424, 810; 281/15.1, 19.1, 21.1, 27, 27.1–27.3, 29, 31, 35, 51; 402/79, 80 R

FIG. 4 is a rear elevational view of FIG. 1;

FIG. 5 is a left side elevational view of FIG. 1, the right side being a mirror image thereof;

(56) **References Cited**

U.S. PATENT DOCUMENTS

- D. 257,263 * 10/1980 Dauvergne D19/26
- D. 355,975 * 3/1995 Patoskie et al. D21/712 X
- D. 387,494 * 12/1997 Hester D21/712 X
- D. 407,433 * 3/1999 Hodes D19/27
- 4,819,963 * 4/1989 Wolski 281/15.1
- 4,828,289 * 5/1989 Korner 281/15.1
- 4,978,141 * 12/1990 Wu 281/15.1

FIG. 6 is a top plan view of FIG. 1 in an opened condition; FIG. 7 is a top plan view of a second embodiment of my design of FIG. 1;

FIG. 8 is a bottom plan view of FIG. 7;

FIG. 9 is a front elevational view of FIG. 7;

FIG. 10 is a rear elevational view of FIG. 7;

FIG. 11 is a left side elevational view of FIG. 7, the right side being a mirror image thereof; and,

FIG. 12 is a top plan view of FIG. 7 in an opened condition. The note pad depicted by means of broken lines in the figures has been shown for illustrative purposes only and forms no part of the claimed design.

1 Claim, 6 Drawing Sheets




FIG. 1

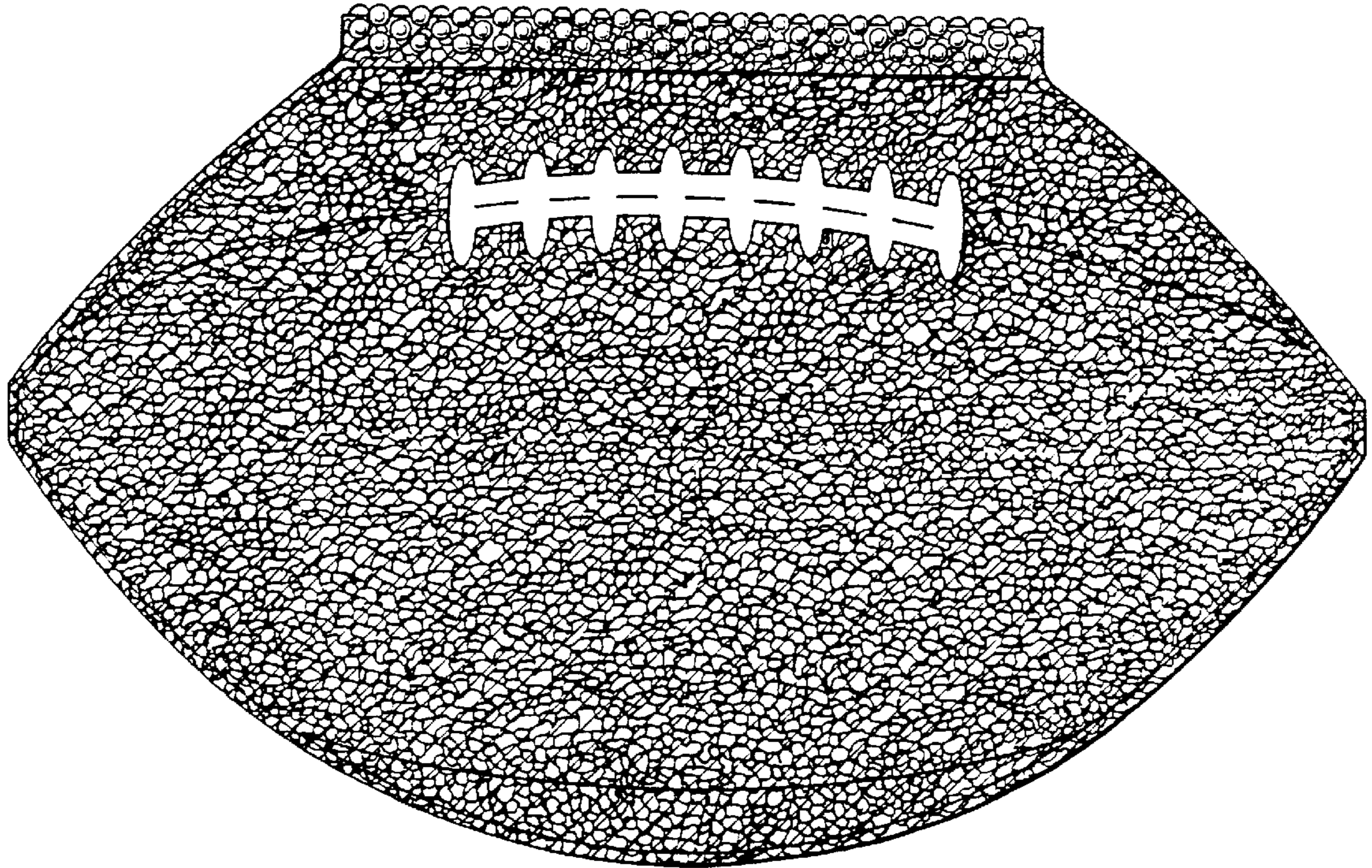


FIG. 2




FIG. 3

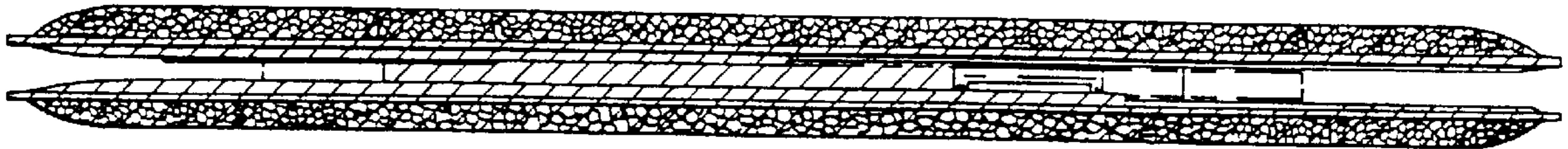


FIG. 4




FIG. 5

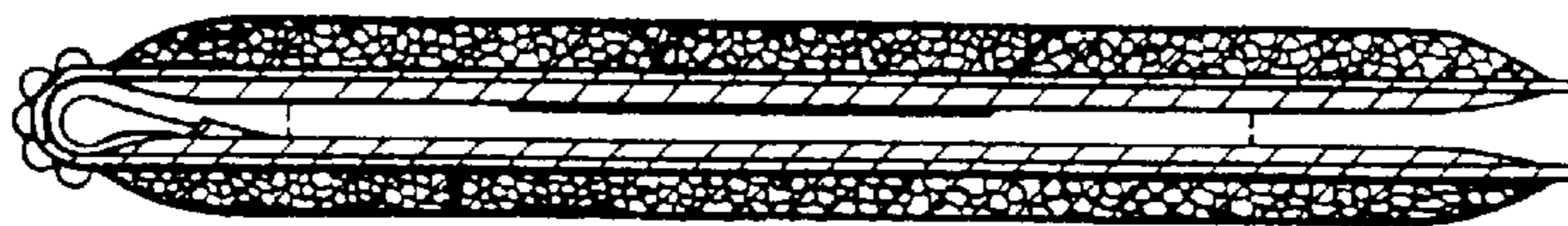


FIG. 6

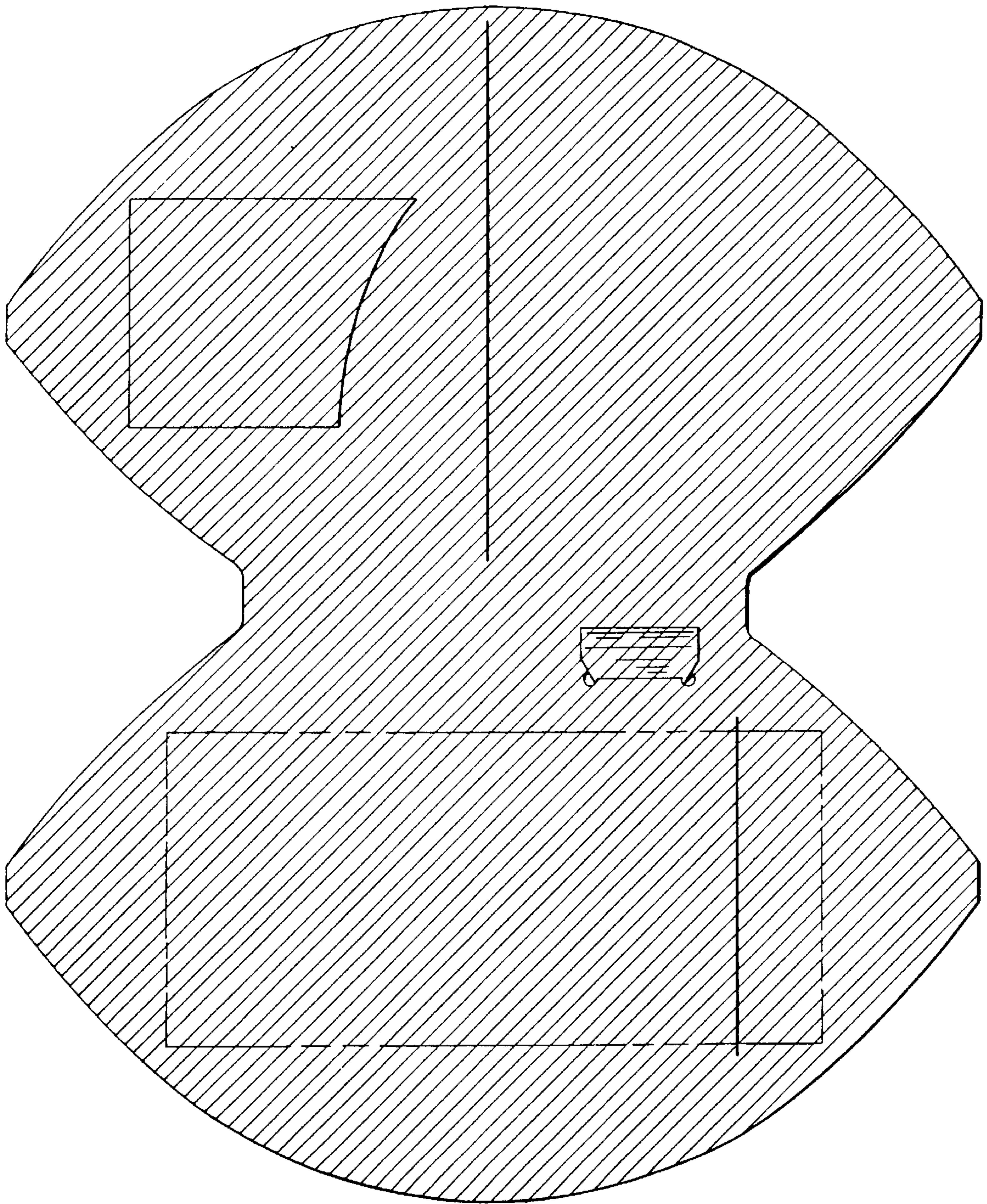


FIG. 7

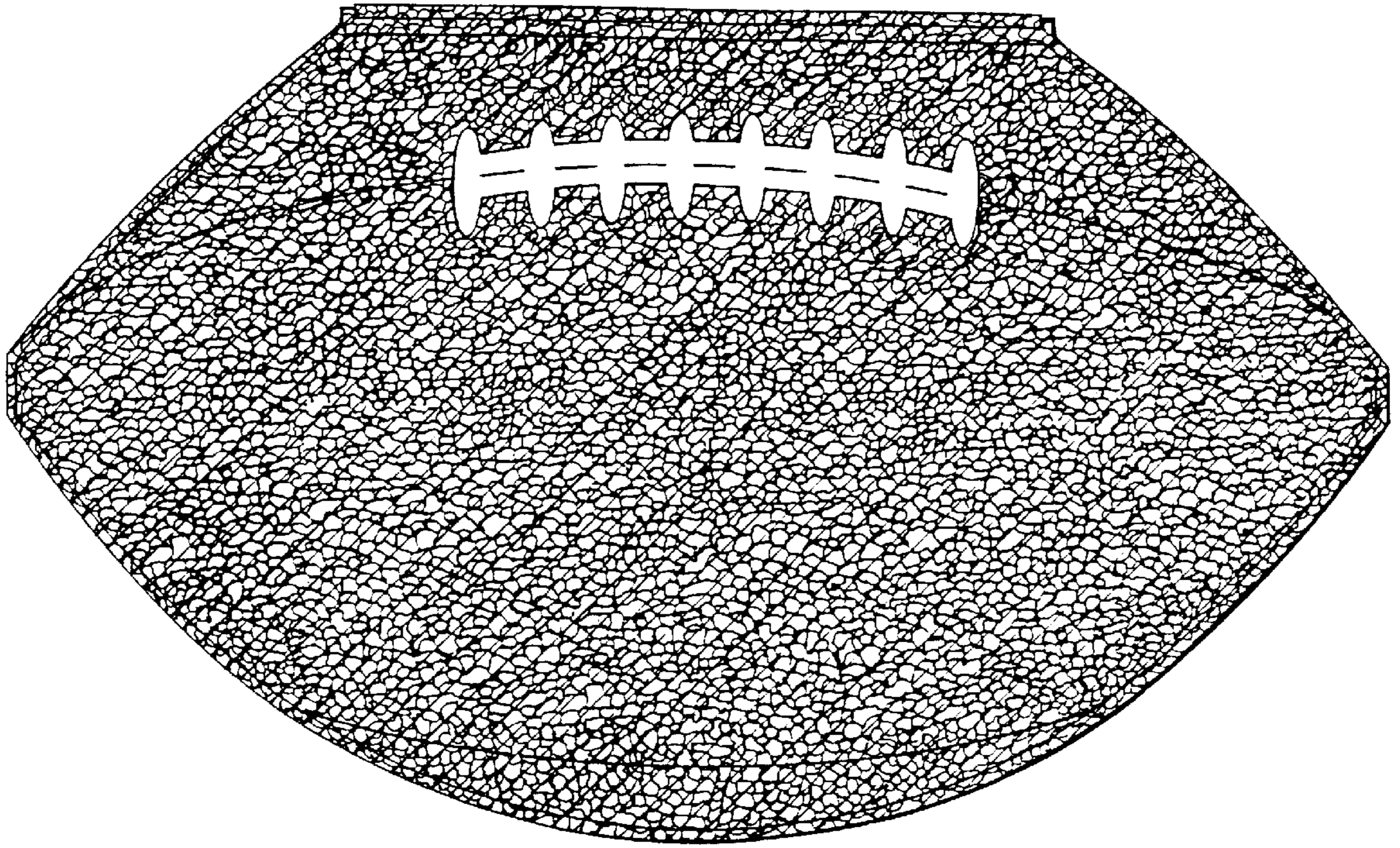


FIG. 8




FIG. 9

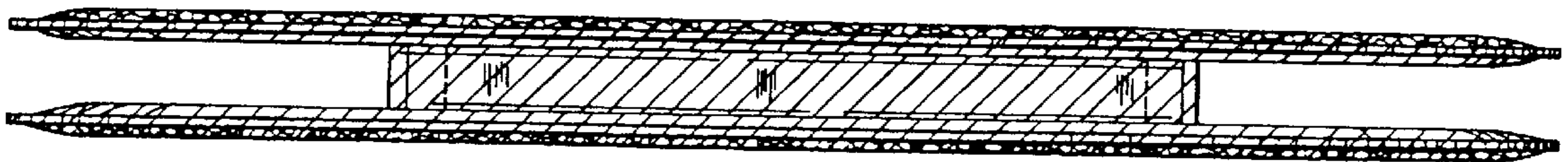


FIG. 10




FIG. 11

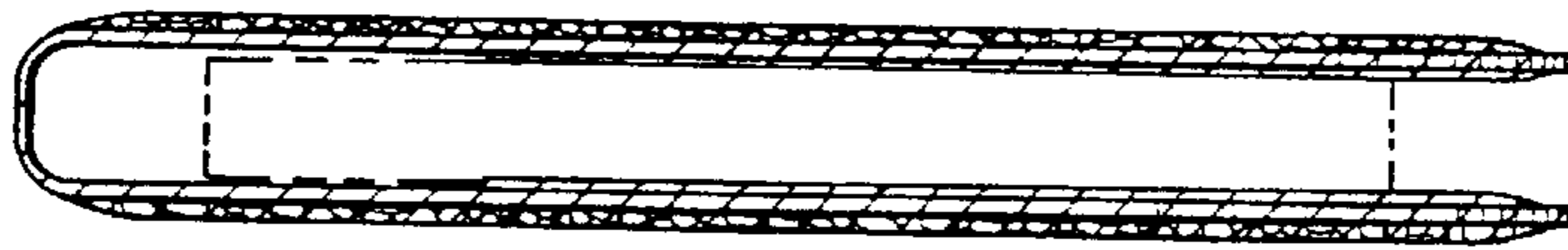


FIG. 12

