



US00D439898S

(12) **United States Design Patent**
Ober et al.

(10) **Patent No.:** **US D439,898 S**

(45) **Date of Patent:** **** Apr. 3, 2001**

(54) **CONTOURED HOUSING**

0565290 10/1993 (EP) .
2561949 10/1985 (FR) .
2 244 546 12/1991 (GB) .

(75) Inventors: **Lawrence R. Ober**, Pineville; **Brian V. Conti**, Matthews; **Michiel R. Ausems**; **Scott C. Cardais**, both of Charlotte, all of NC (US)

(List continued on next page.)

OTHER PUBLICATIONS

(73) Assignee: **Hand Held Products, Inc.**, Charlotte, NC (US)

Hand Held Products Brochure, 1994, Hand Held Products, Inc.

(**) Term: **14 Years**

Prior art commercial products; publicly made available at least as early as Oct. 1995.

(21) Appl. No.: **29/098,187**

Prior art commercial products; publicly made available at least as early as Sep. 1995.

(22) Filed: **Dec. 22, 1998**

(List continued on next page.)

Related U.S. Application Data

Primary Examiner—Freda Nunn

(74) *Attorney, Agent, or Firm*—Alston & Bird LLP

(63) Continuation of application No. 29/084,781, filed on Mar. 10, 1998, which is a continuation-in-part of application No. 29/079,167, filed on Oct. 27, 1997, now Pat. No. Des. 400,872, which is a continuation of application No. 29/060,284, filed on Sep. 6, 1996, now Pat. No. Des. 392,282, which is a continuation-in-part of application No. 29/051,739, filed on Mar. 18, 1996, now abandoned.

(57) **CLAIM**

The ornamental design for a contoured housing, as shown and described.

DESCRIPTION

(51) **LOC (7) Cl.** **14-02**
(52) **U.S. Cl.** **D14/347**
(58) **Field of Search** D14/341, 339,
D14/346, 347, 428, 218; D18/1, 2, 7; 235/145 A,
145 R; 341/22, 23; 345/156, 168, 169;
364/708.1

FIG. 1 is a perspective view of a contoured housing showing a first embodiment of our new design;
FIG. 2 is a top plan view thereof;
FIG. 3 is a left side elevational view, the right side being a mirror image thereof;
FIG. 4 is a front elevational view thereof;
FIG. 5 is a rear elevational view thereof;
FIG. 6 is a bottom plan view thereof;
FIG. 7 is a perspective view of a contoured housing showing a second embodiment of our new design;
FIG. 8 is a left side elevational view, the right side being a mirror image thereof;
FIG. 9 is a front elevational view thereof;
FIG. 10 is a rear elevational view thereof; and,
FIG. 11 is a bottom plan view thereof.

(56) **References Cited**

U.S. PATENT DOCUMENTS

D. 248,946 8/1978 Koenig .
D. 258,956 4/1981 Chadima, Jr. .
D. 274,249 6/1984 Polhemus .
D. 293,795 1/1988 Yamamoto .
D. 297,430 8/1988 Beard et al. .

(List continued on next page.)

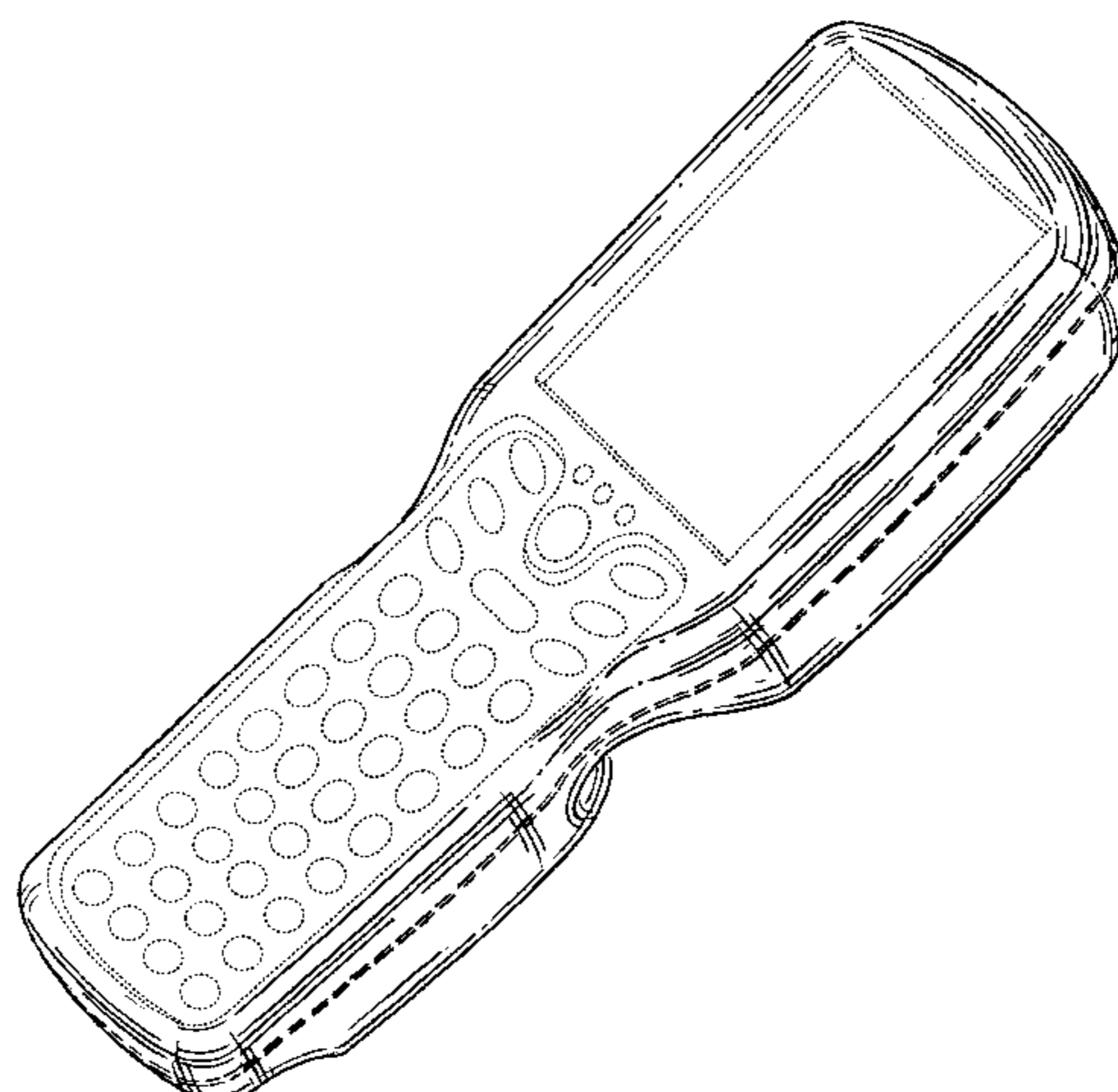
The top view of the second embodiment shown in FIG. 7 is like FIG. 2.

The broken lines shown herein are for illustrative purposes only and form no part of the claimed design.

FOREIGN PATENT DOCUMENTS

0354814 2/1990 (EP) .
0531645 3/1993 (EP) .

1 Claim, 6 Drawing Sheets



U.S. PATENT DOCUMENTS

D. 297,431 8/1988 Beard et al. .
 D. 297,432 8/1988 Stant et al. .
 D. 302,265 * 7/1989 Siegner et al. D14/347
 D. 308,865 6/1990 Weaver et al. .
 D. 312,622 * 12/1990 Alden et al. D14/347
 D. 315,901 4/1991 Knowles .
 D. 331,576 12/1992 Yamanaka .
 D. 340,034 10/1993 Hofstetter et al. .
 D. 340,707 10/1993 Swarz .
 D. 341,584 11/1993 Shepard et al. .
 D. 341,838 11/1993 Kasch et al. .
 D. 342,256 12/1993 Payne et al. .
 D. 352,704 11/1994 Etoh .
 D. 352,935 11/1994 Etoh .
 D. 353,134 12/1994 Etoh .
 D. 355,904 2/1995 Swartz et al. .
 D. 359,040 6/1995 Nakamura et al. .
 D. 363,287 10/1995 Laituri .
 D. 366,043 1/1996 Hara et al. .
 D. 366,044 1/1996 Hara et al. .
 D. 366,876 2/1996 Labohm .
 D. 367,060 2/1996 Augaitis et al. .
 D. 372,245 7/1996 Brooks .
 D. 372,246 7/1996 Renk et al. .
 D. 386,152 * 11/1997 Warneke D14/347
 D. 391,234 * 2/1998 Chacon et al. D14/347
 D. 392,282 3/1998 Ahearn et al. .
 D. 400,872 11/1998 Ahearn et al. .
 D. 405,071 2/1999 Gambaro .
 D. 405,075 2/1999 Ahearn et al. .
 D. 405,076 2/1999 Ahearn et al. .
 4,020,527 5/1977 O'Neill .
 4,335,303 6/1982 Call .
 4,570,057 2/1986 Chadima, Jr. et al. .
 4,694,182 9/1987 Howard .
 4,801,786 1/1989 Stobbe .
 4,818,847 4/1989 Hara et al. .
 4,818,856 4/1989 Matsushima et al. .
 4,841,129 6/1989 Tawara et al. .
 4,930,848 6/1990 Knowles .

5,046,739 9/1991 Reichow .
 5,081,343 1/1992 Chadima, Jr. et al. .
 5,187,354 2/1993 Bengtsson .
 5,202,817 4/1993 Koenck et al. .
 5,237,162 8/1993 Harden et al. .
 5,264,956 11/1993 Tzu-Chin .
 5,281,801 1/1994 Shepard et al. .
 5,288,984 2/1994 Ito et al. .
 5,288,985 2/1994 Chadima, Jr. et al. .
 5,291,009 3/1994 Roustaei .
 5,410,141 4/1995 Koenck et al. .
 5,424,525 6/1995 Rockstein et al. .
 5,430,284 7/1995 Numazaki .
 5,432,510 7/1995 Matthews .
 5,477,042 12/1995 Wang .
 5,479,001 12/1995 Kumar .
 5,481,265 1/1996 Russell .
 5,489,770 2/1996 Kadota et al. .
 5,616,906 4/1997 Kumar .
 5,668,574 9/1997 Jarlance-Huang .
 5,801,918 9/1998 Ahearn et al. .

FOREIGN PATENT DOCUMENTS

44373/89 5/1989 (JP) .
 90/08392 A1 7/1990 (WO) .
 90/16033 A2 12/1990 (WO) .
 94/12999 A1 6/1994 (WO) .

OTHER PUBLICATIONS

International Design Magazine, "Cyclone Omni Directional Scanner", 1997, p. 186.
 "Hand-Held Laser Scanner", Symbol Technologies, Inc. Brochure, at least prior to Mar. of 1998.
 Telxon Puts New Spin on Handheld Computers, *Technology Update*, Mar. 12, 1996.
 "Welcome to Symbol Technologies, Inc.", Mar. 12, 1996.
 Japan Des. Appl. No. 44,373/89, date of publication May 30, 1989.

* cited by examiner

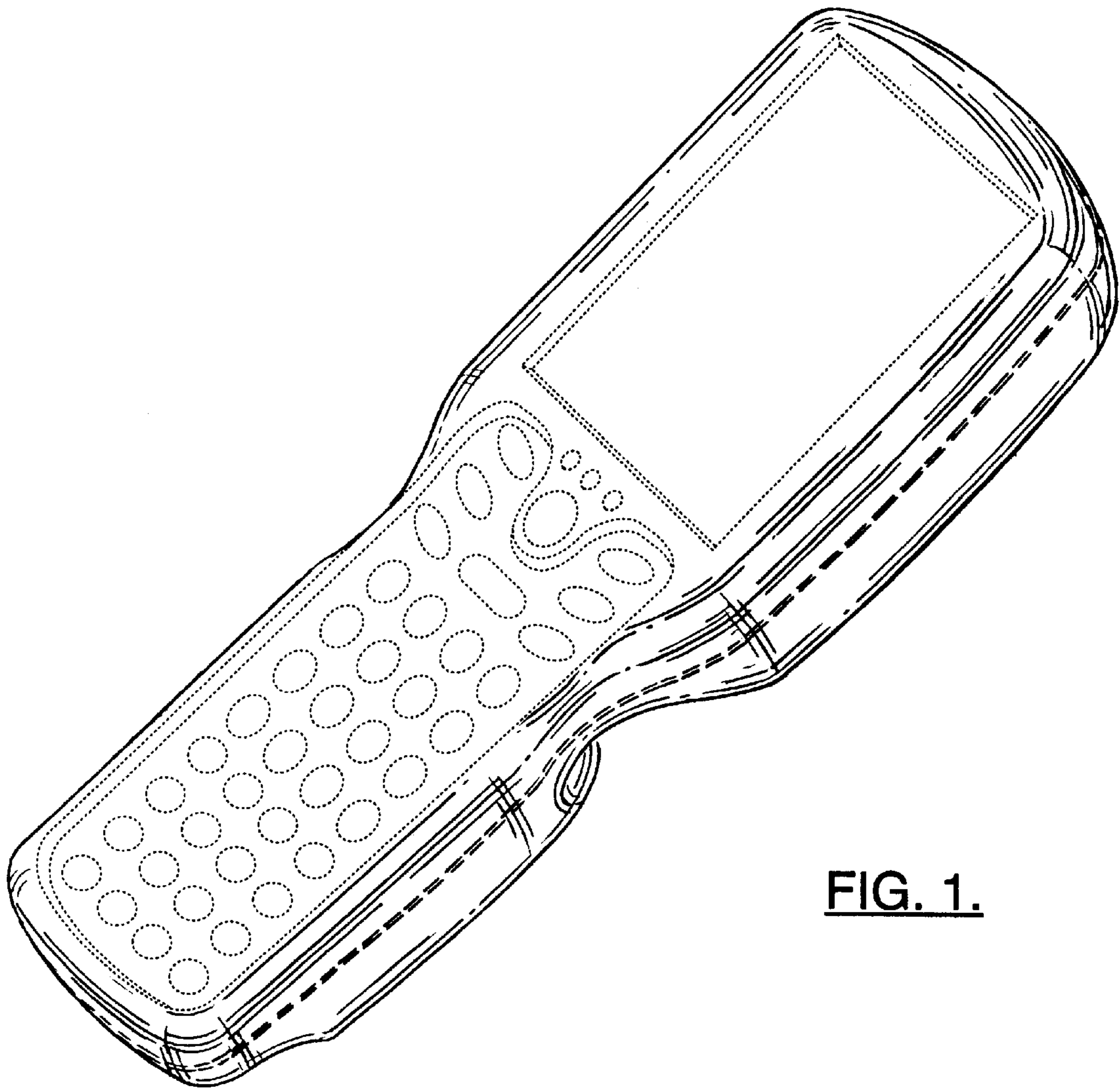


FIG. 1.

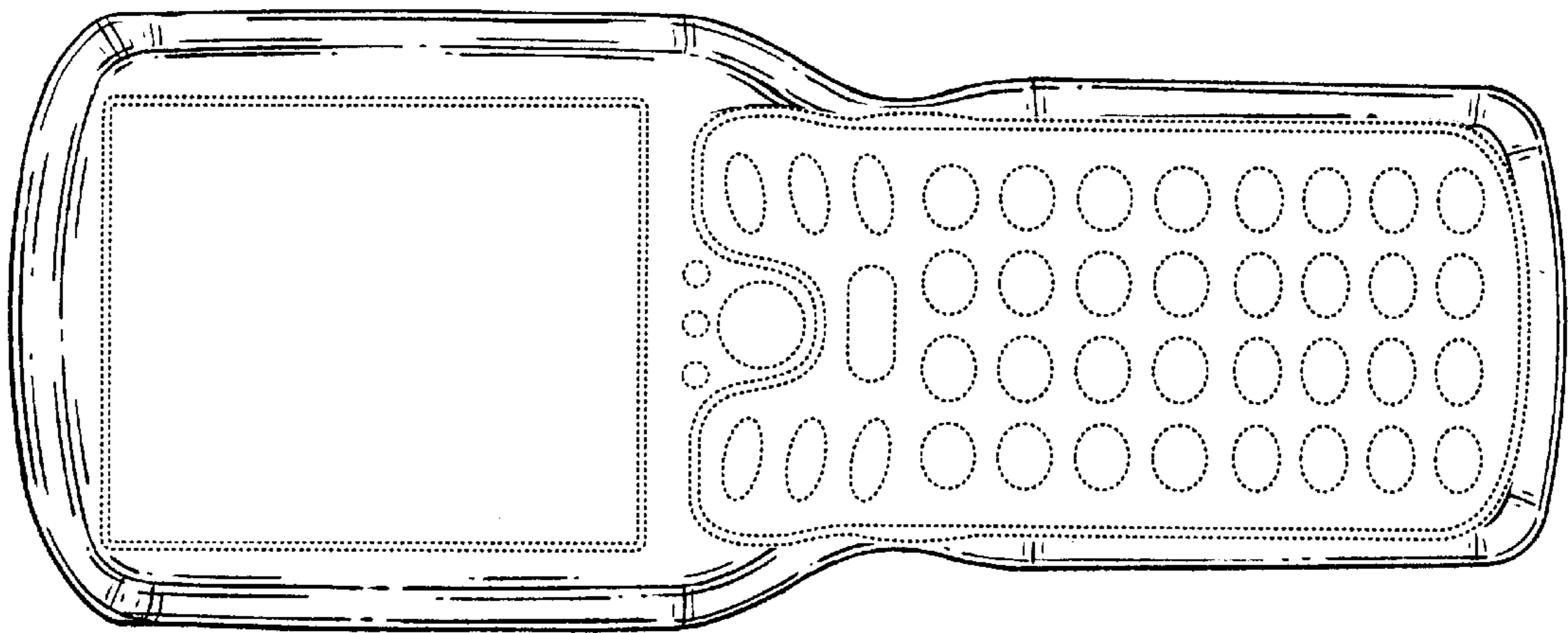


FIG. 2.

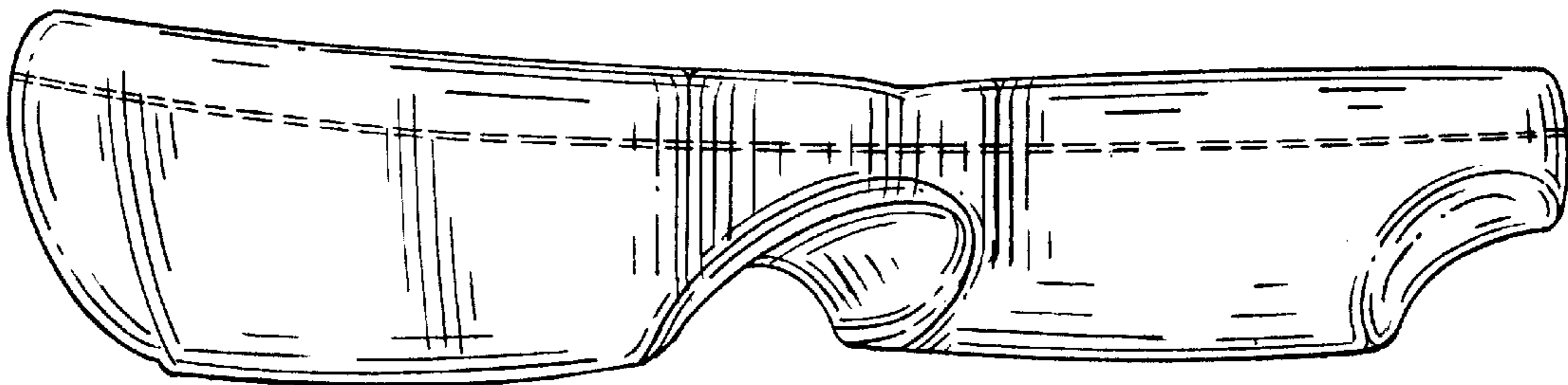


FIG. 3.

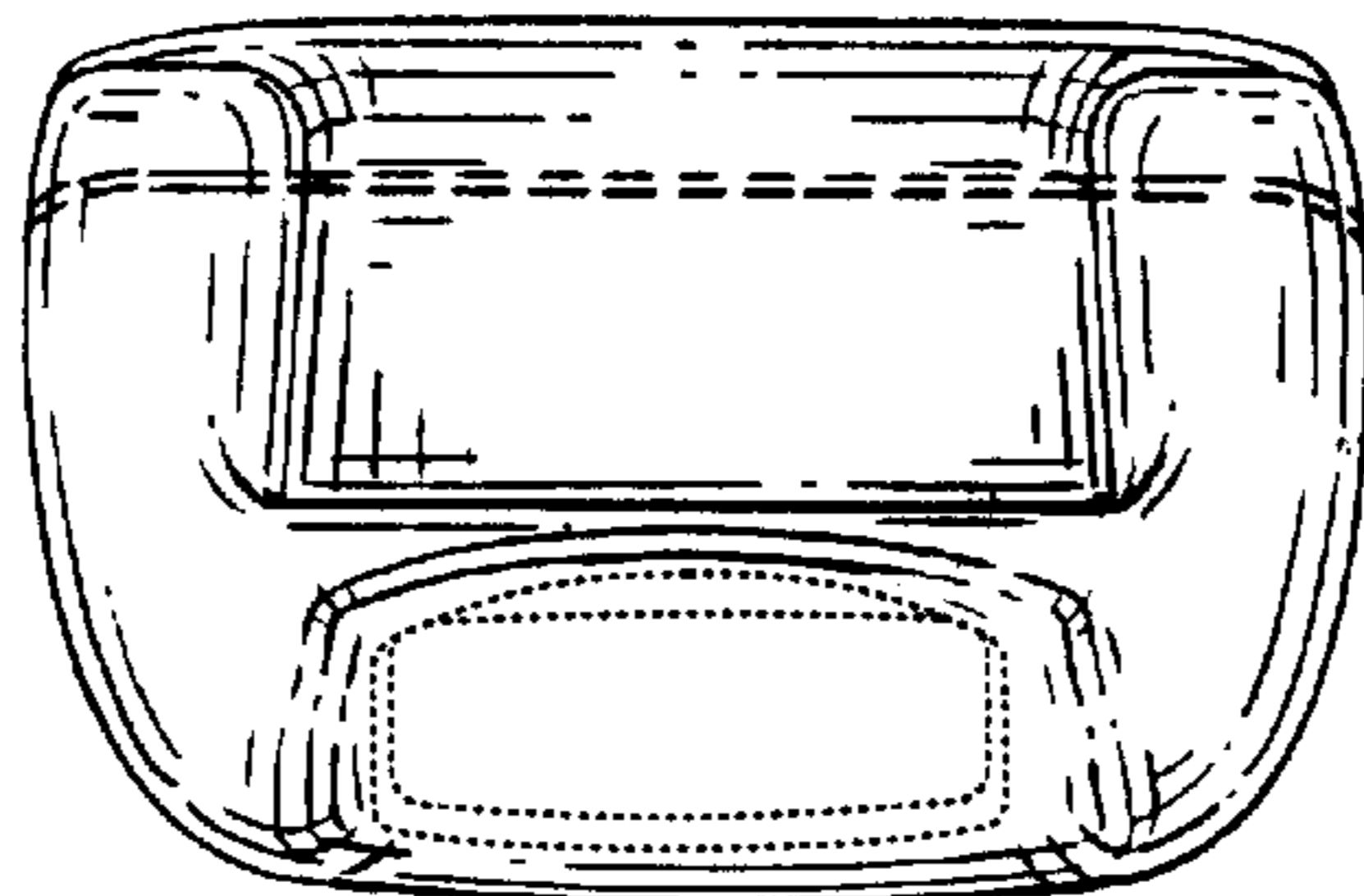


FIG. 4.




FIG. 5.

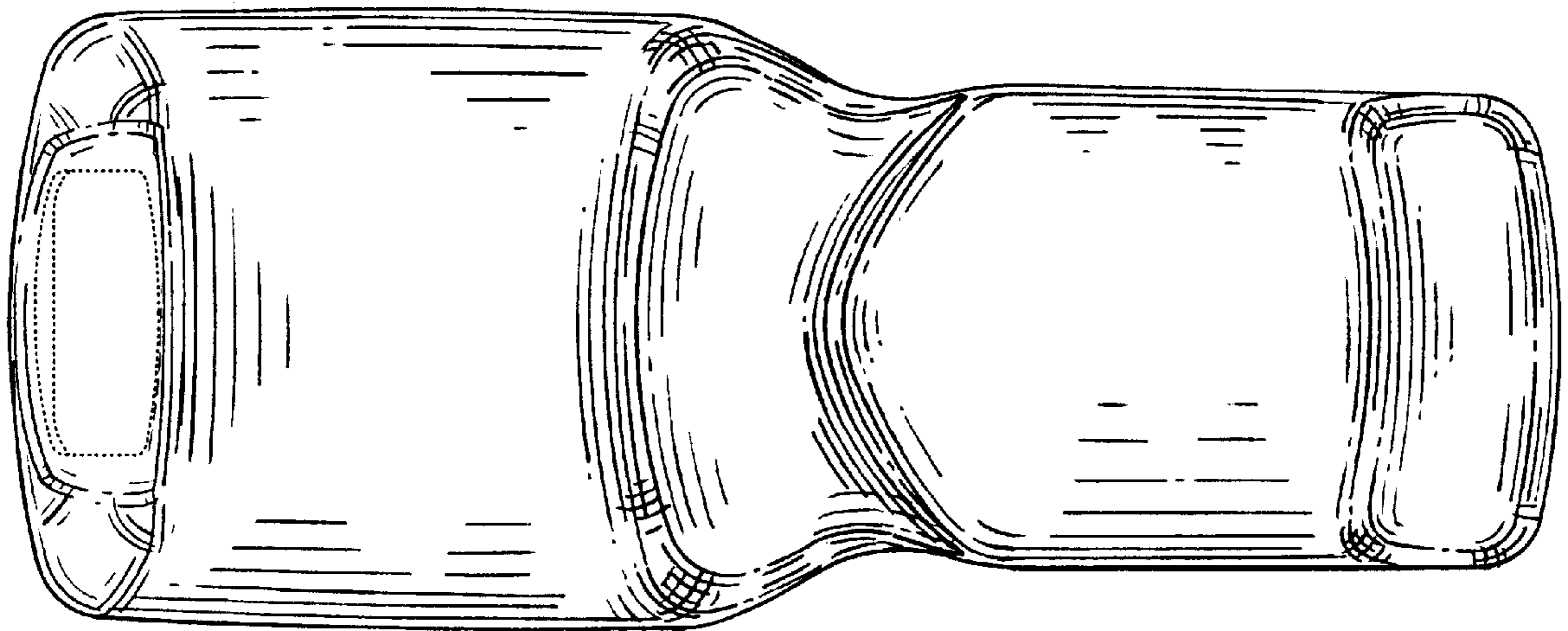


FIG. 6.

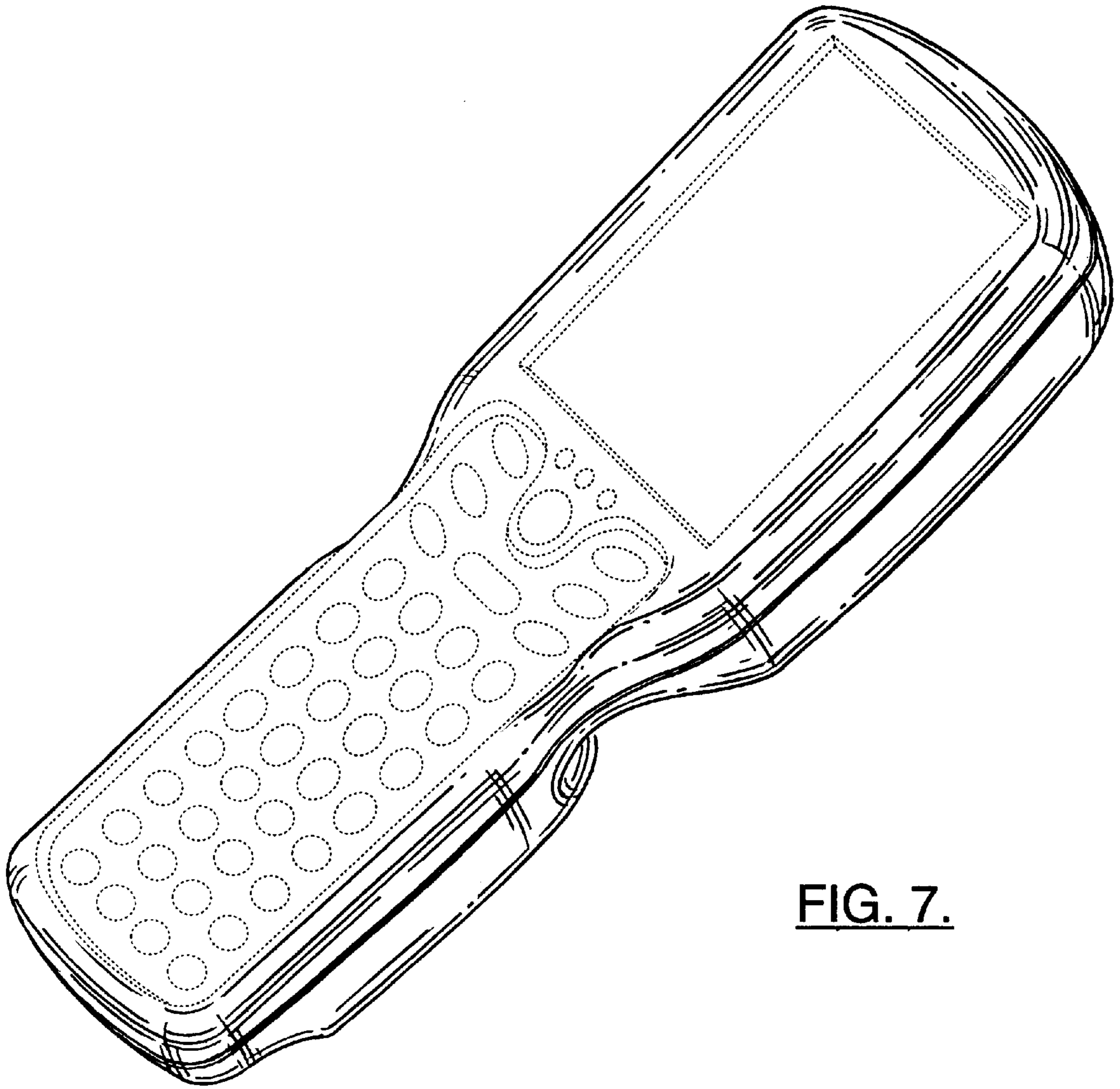


FIG. 7.

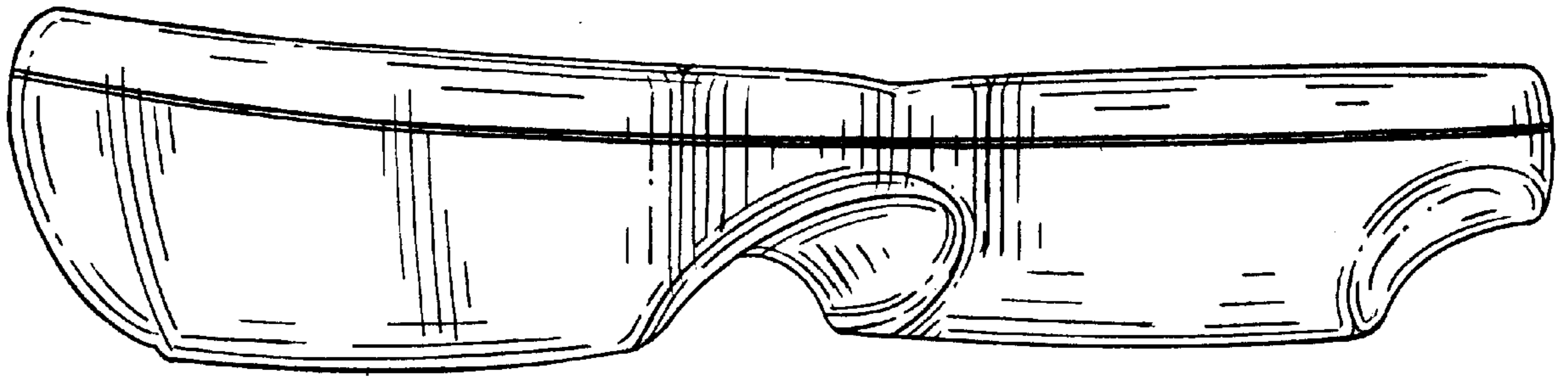


FIG. 8.

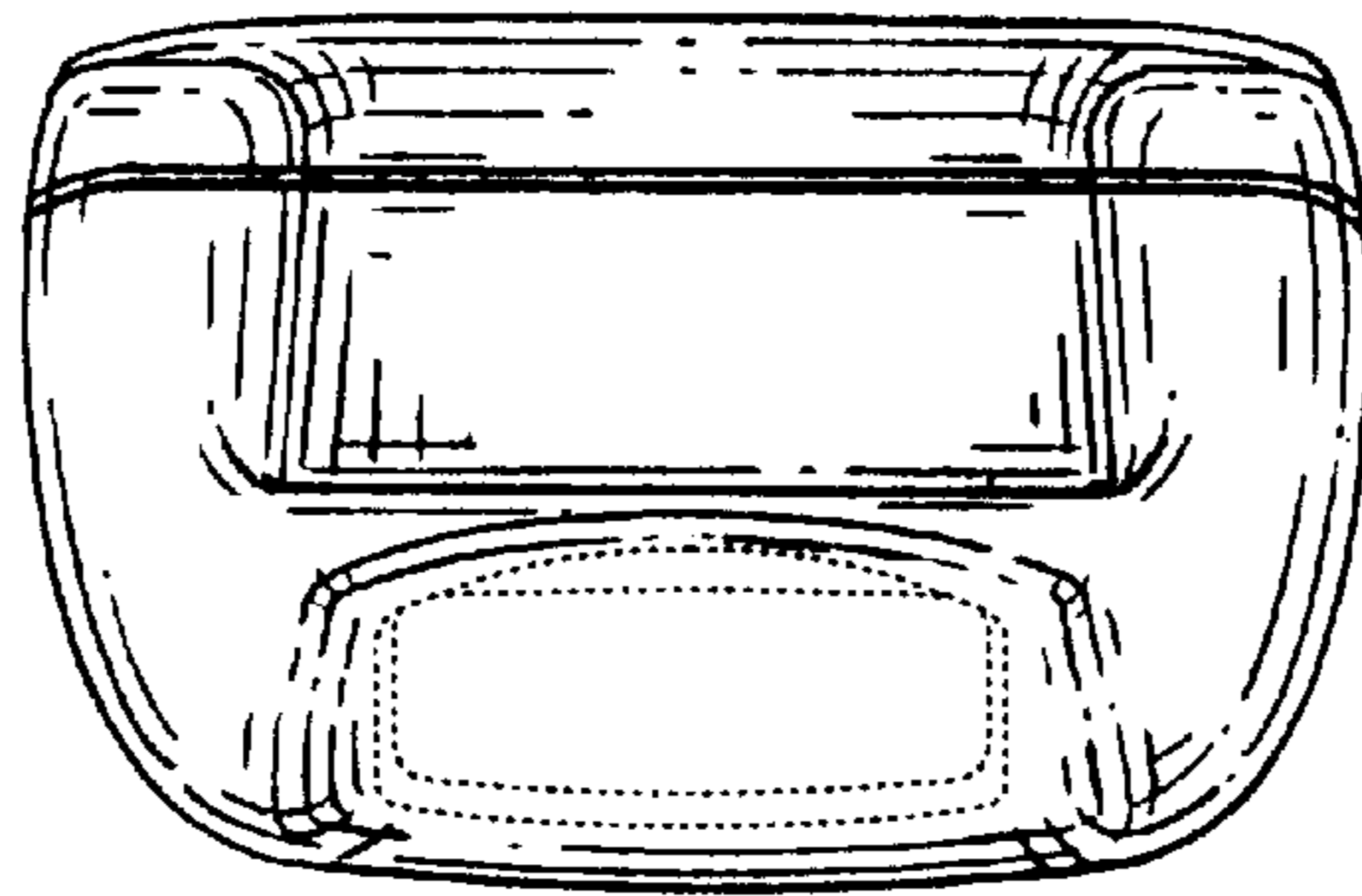


FIG. 9.



FIG. 10.

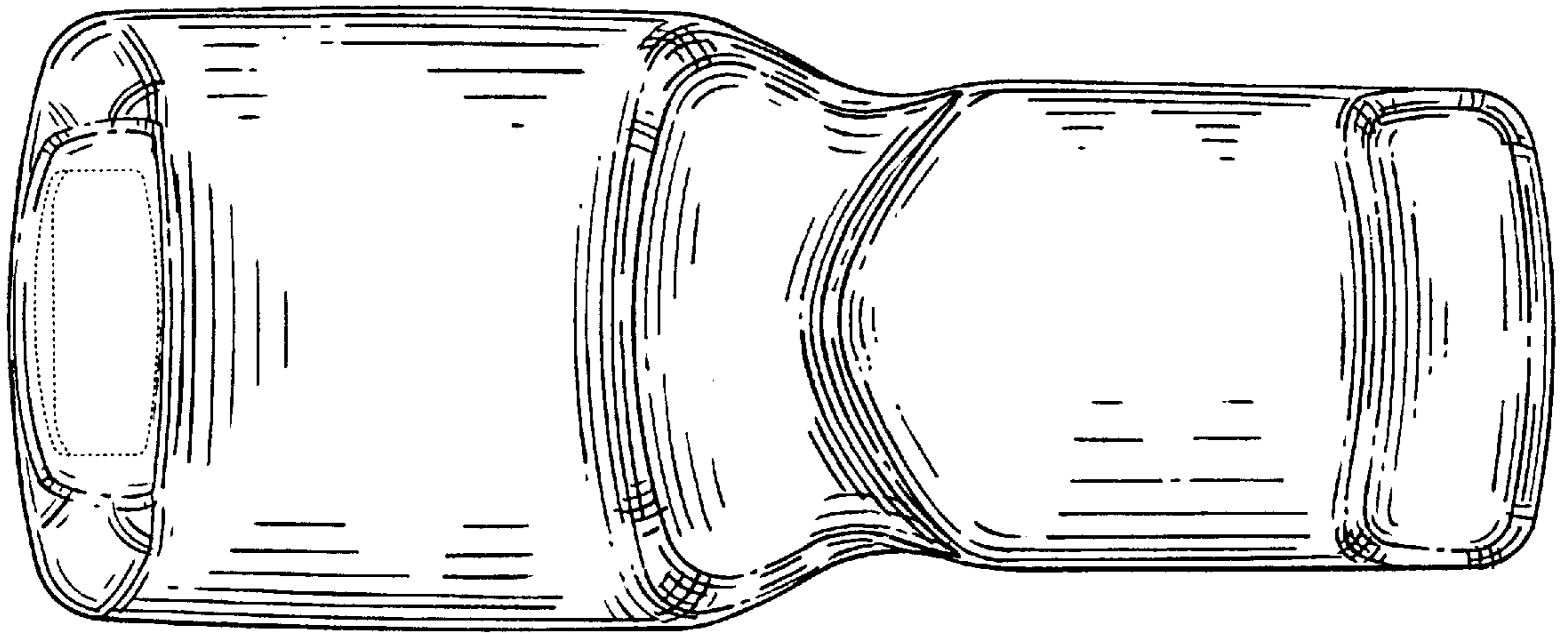


FIG. 11.