



US00D439886S

(12) **United States Design Patent**
Frank

(10) **Patent No.:** **US D439,886 S**

(45) **Date of Patent:** **** Apr. 3, 2001**

(54) **SET TOP BOX FOR TELEVISION RECEIVER**

(75) **Inventor:** **Chris Frank, Oakland, CA (US)**

(73) **Assignees:** **Sony Corporation, Tokyo (JP); Sony Electronics Inc., Park Ridge, NJ (US)**

(**) **Term:** **14 Years**

(21) **Appl. No.:** **29/125,930**

(22) **Filed:** **Jul. 5, 2000**

(51) **LOC (7) Cl.** **14-03**

(52) **U.S. Cl.** **D14/125**

(58) **Field of Search** D14/496, 125,
D14/239, 135, 136, 188, 299; D13/110,
184; 348/3, 6, 7, 8, 10, 11; 455/3.1, 3.2,
6.1, 6.2, 6.3, 347; 312/223.1; 361/679,
724

(56) **References Cited**

U.S. PATENT DOCUMENTS

- D. 265,989 * 8/1982 Harris et al. D13/184
- D. 297,007 * 8/1988 Pushelberg D14/496
- D. 345,970 * 4/1994 Kawamoto D14/125
- D. 368,429 * 4/1996 Serio D9/431

- D. 380,475 * 7/1997 Rasmussen D14/240
- D. 381,648 * 7/1997 Tanaka et al. D14/125
- D. 400,208 * 10/1998 Fenner D14/125
- D. 402,641 * 12/1998 Heijnen D13/184
- D. 407,393 * 3/1999 Kazama D14/125

* cited by examiner

Primary Examiner—Ted Shooman

Assistant Examiner—C Tuttle

(74) *Attorney, Agent, or Firm*—Jay H. Maioli

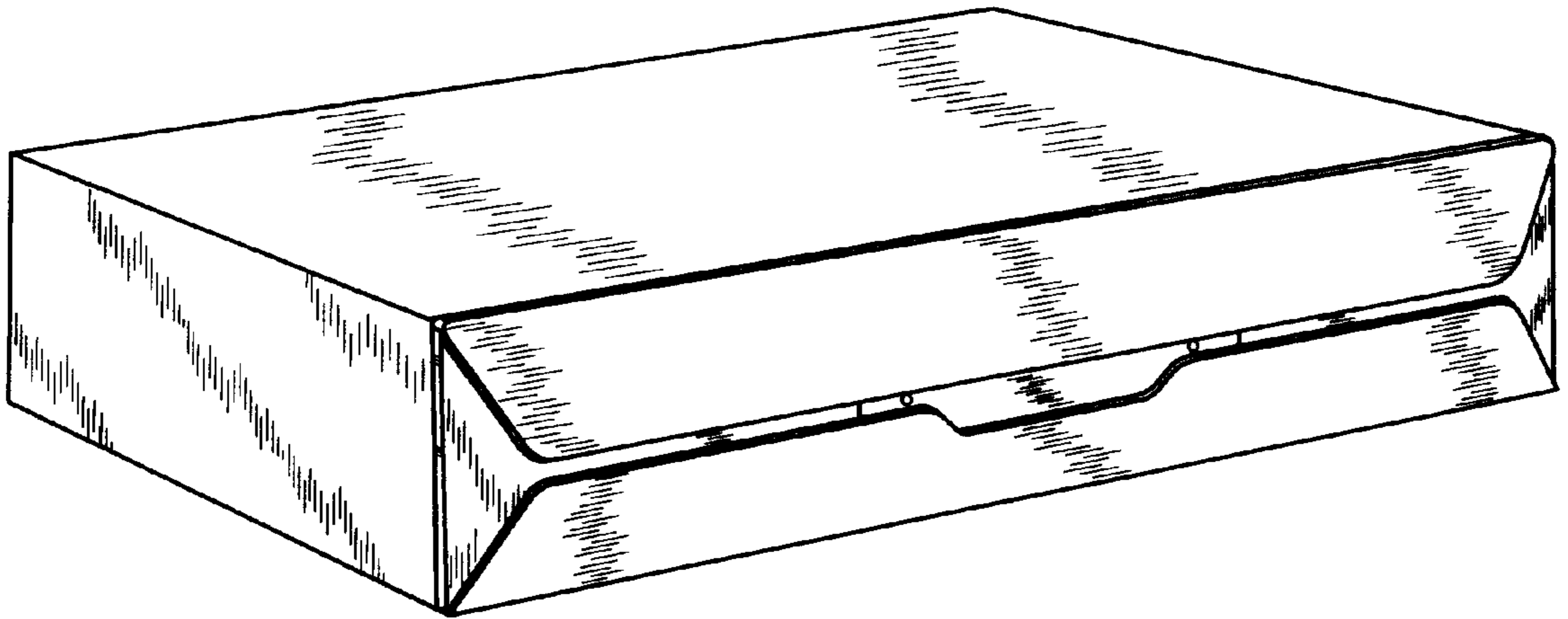
(57) **CLAIM**

The ornamental design for a set top box for television receiver, as shown and described.

DESCRIPTION

FIG. 1 is a top, front and left-side perspective view of a set top box for television receiver, showing my new design; FIG. 2 is a front elevational view thereof; the rear view is void of ornamentation and therefore forms no part of the claimed design; FIG. 3 is a right-side elevational view thereof, the left side being a mirror image thereof; FIG. 4 is a top plan view thereof; and, FIG. 5 is a bottom plan view thereof.

1 Claim, 3 Drawing Sheets



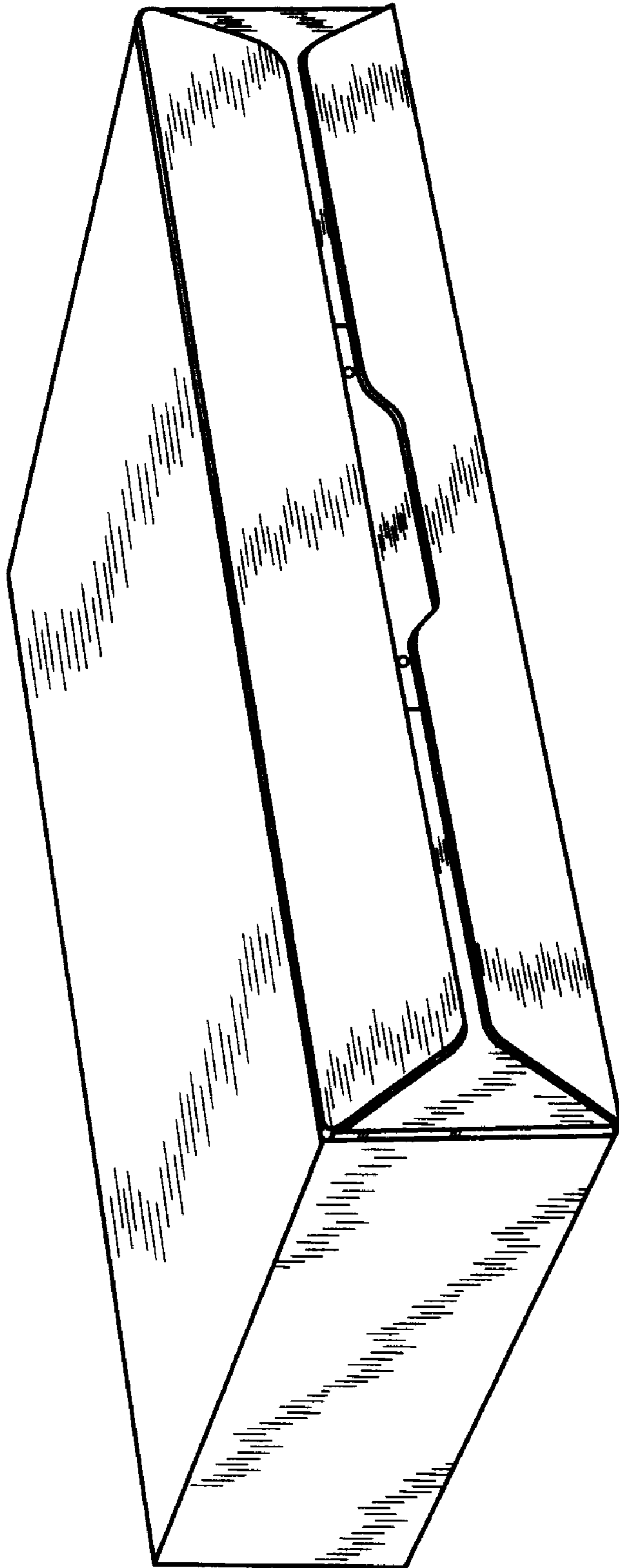


FIG. 1

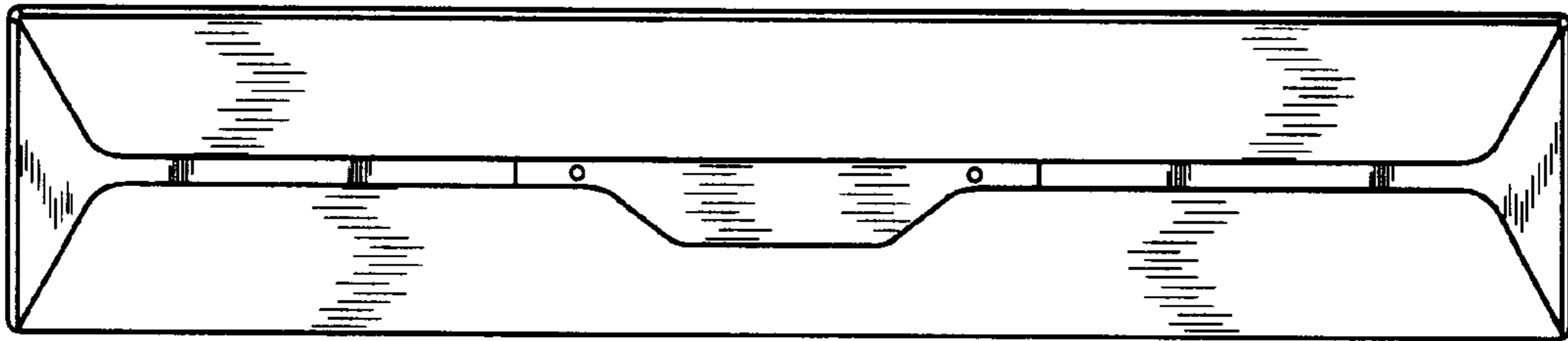


FIG. 2

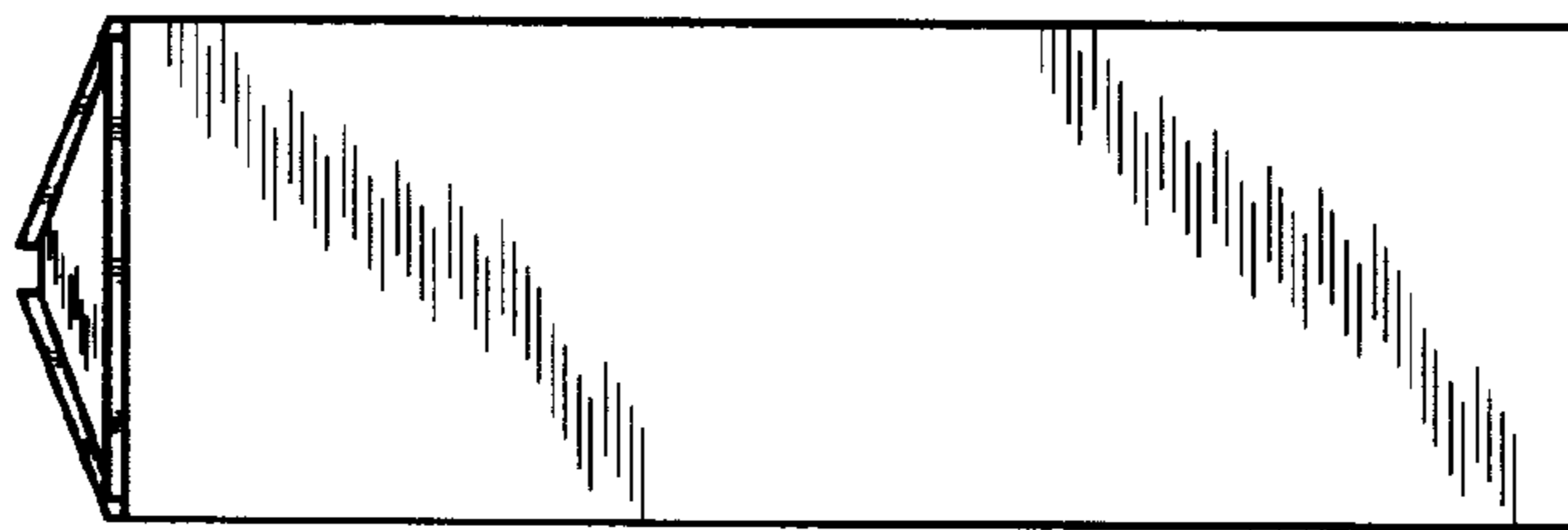


FIG. 3




FIG. 4

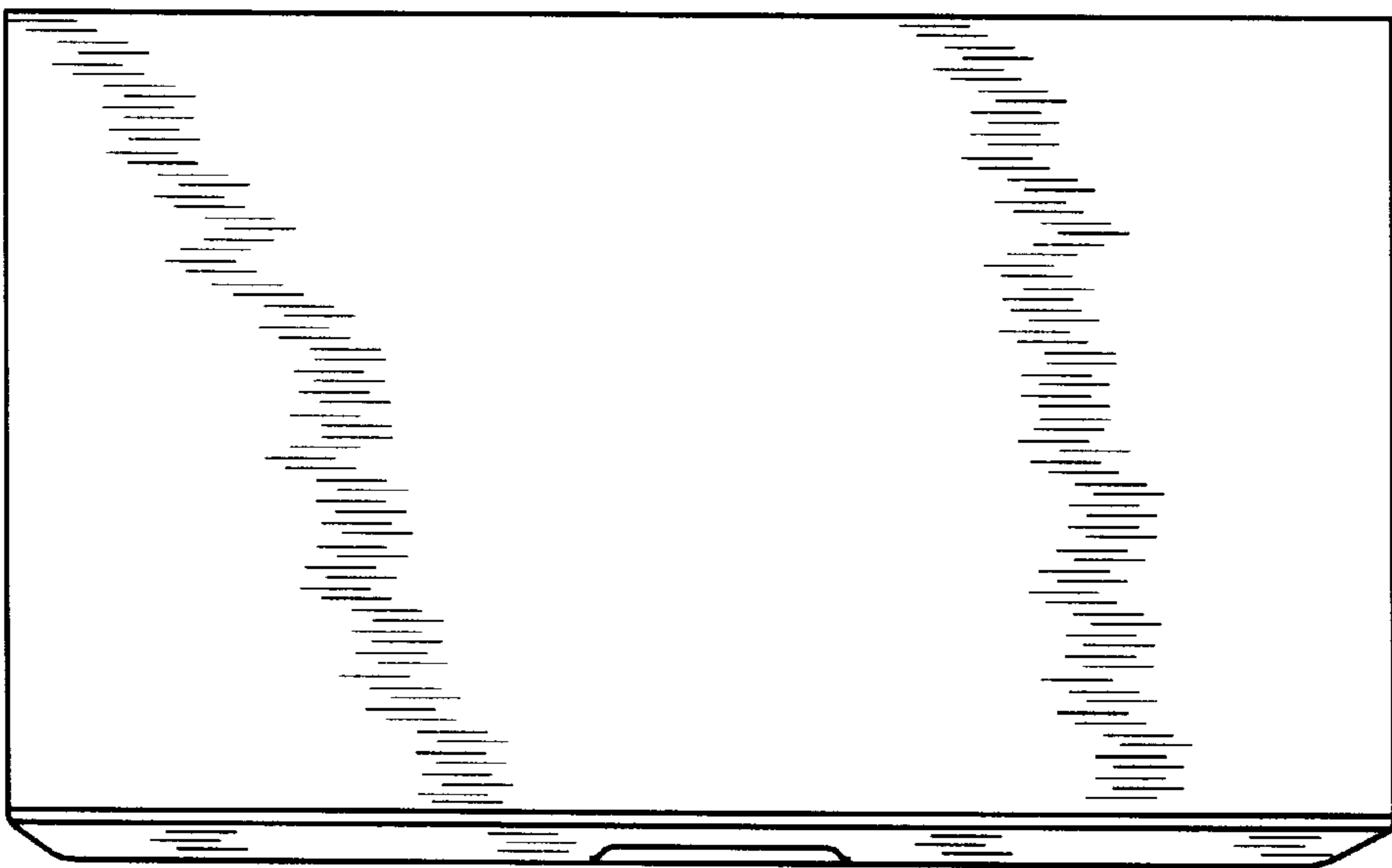


FIG. 5