



US00D439872S

(12) **United States Design Patent**
Terasawa

(10) **Patent No.:** **US D439,872 S**

(45) **Date of Patent:** **** Apr. 3, 2001**

(54) **CALIPER HOUSING PORTION**

1025215 11/1998 (JP) .

1025221 11/1998 (JP) .

1025305 11/1998 (JP) .

(75) Inventor: **Youko Terasawa, Sakai (JP)**

(73) Assignee: **Shimano Inc., Osaka (JP)**

* cited by examiner

(**) Term: **14 Years**

Primary Examiner—Melody N. Brown

(74) *Attorney, Agent, or Firm*—Shinju Global IP Counselors, LLP

(21) Appl. No.: **29/119,297**

(22) Filed: **Feb. 29, 2000**

(57) **CLAIM**

(51) **LOC (7) Cl.** **12-16**

The ornamental design for a caliper housing portion, as shown and described.

(52) **U.S. Cl.** **D12/180**

(58) **Field of Search** D12/180; 188/71.1,
188/73.1, 73.45

DESCRIPTION

(56) **References Cited**

U.S. PATENT DOCUMENTS

- D. 378,363 * 3/1997 Sen D12/180
- D. 413,292 * 8/1999 Jones D12/180
- D. 425,465 * 5/2000 Pink et al. D12/180
- D. 426,180 * 6/2000 Pink et al. D12/180

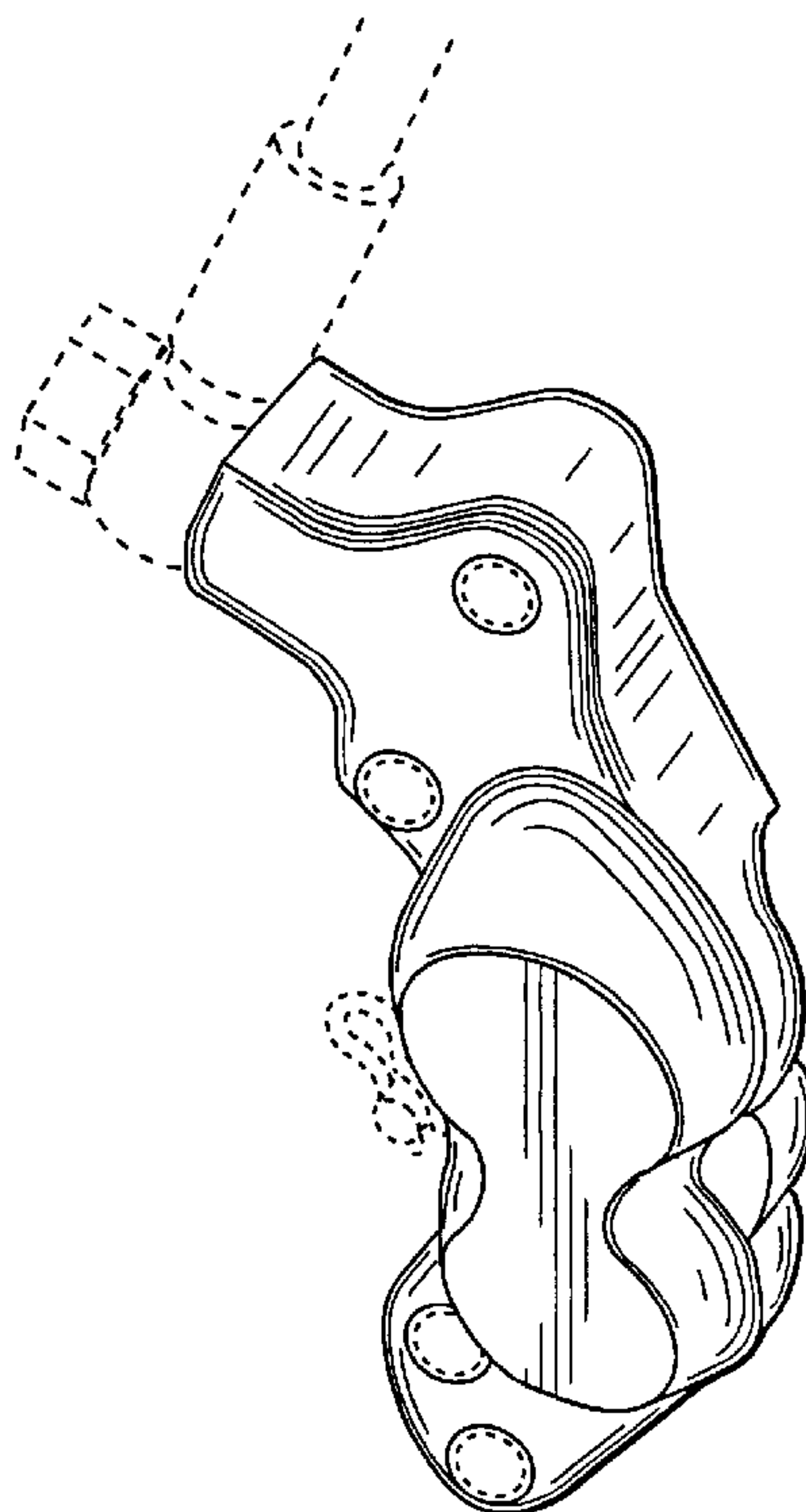
FIG. 1 is a perspective view of a caliper housing portion for a disc brake caliper in accordance with my new design; FIG. 2 is an outside surface elevational view of the caliper housing portion illustrated in FIG. 1; FIG. 3 is a right side edge elevational view of the caliper housing portion illustrated in FIGS. 1 and 2; FIG. 4 is a left side edge elevational view of the caliper housing portion illustrated in FIGS. 1-3; FIG. 5 is a bottom plan view of the caliper housing portion illustrated in FIGS. 1-4; and, FIG. 6 is a top plan view of the caliper housing portion illustrated in FIGS. 1-5.

FOREIGN PATENT DOCUMENTS

- 717606 11/1987 (JP) .
- 488538 7/1992 (JP) .
- 776197 8/1992 (JP) .
- 860062 1/1993 (JP) .
- 860063 1/1993 (JP) .
- 860064 1/1993 (JP) .
- 953750 5/1996 (JP) .
- 953751 5/1996 (JP) .
- 953766 5/1996 (JP) .

The broken line showing of environment (brake caliper) in the Figures is for illustrative purposes only and forms no part of the claimed design. The inside surface of the caliper housing portion that faces the other caliper housing portion does not form part of the claimed design.

1 Claim, 2 Drawing Sheets



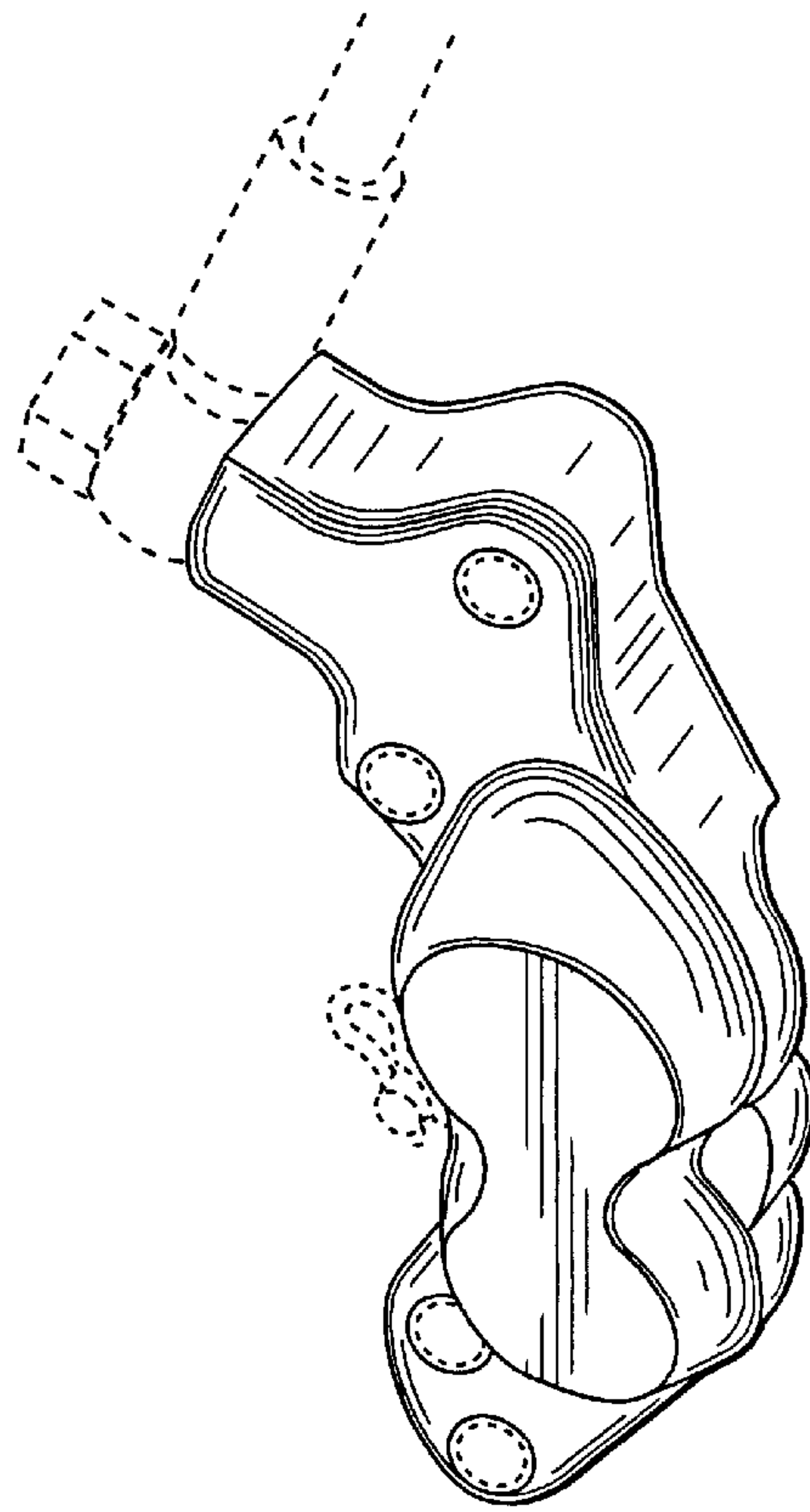


FIG. 1

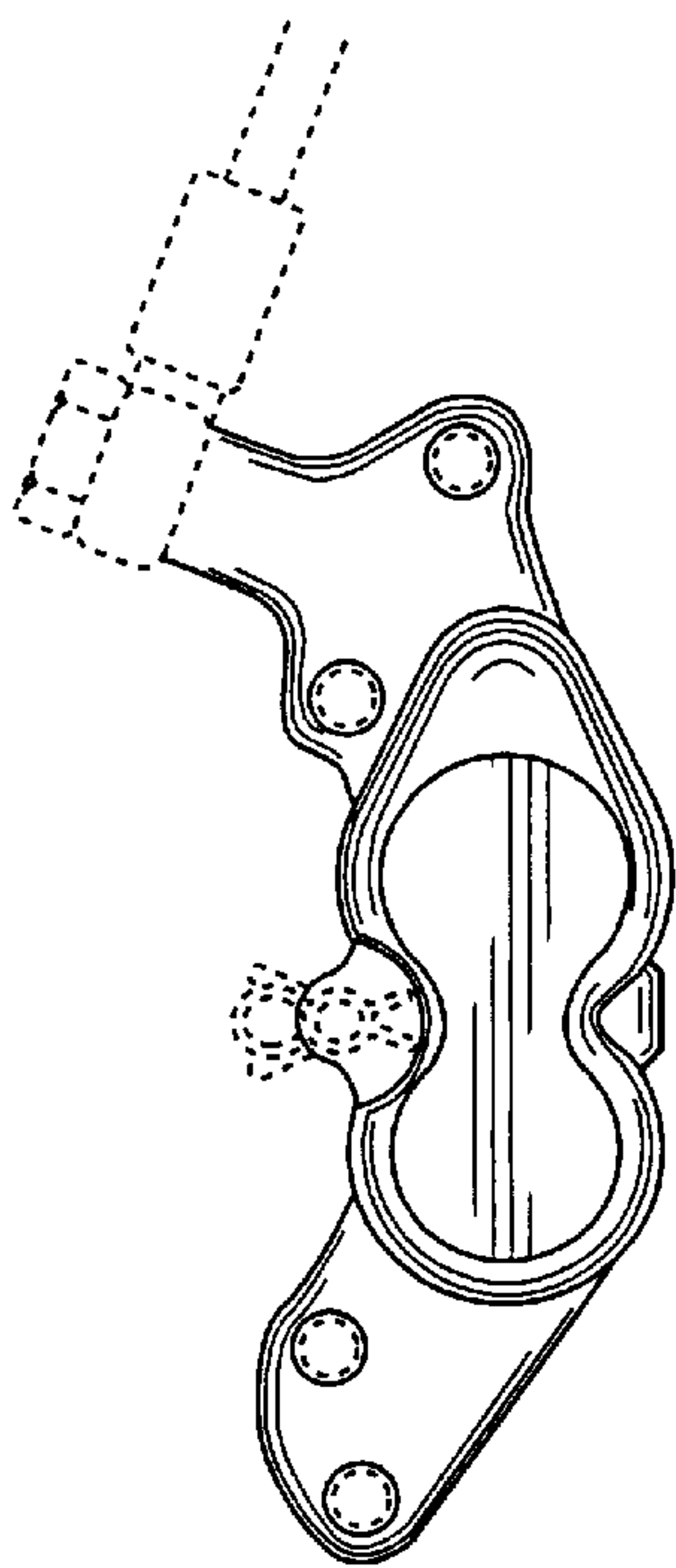


FIG. 2

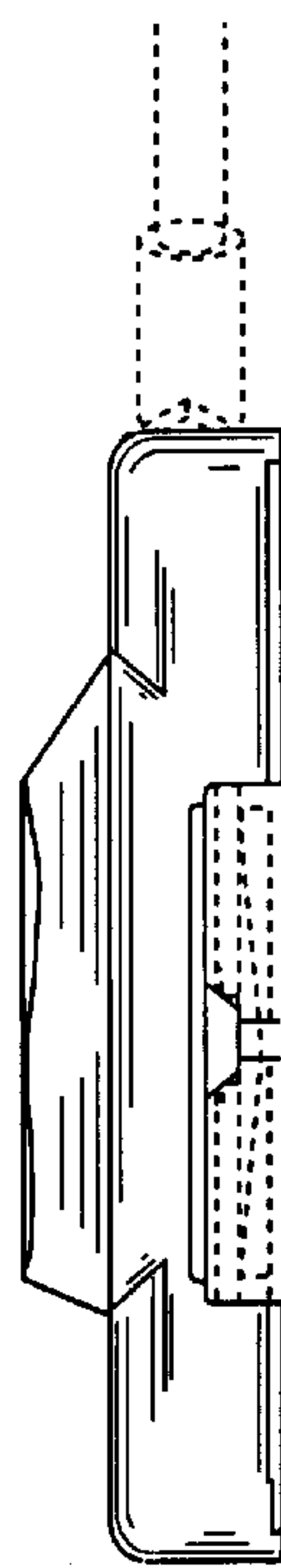


FIG. 3




FIG. 4

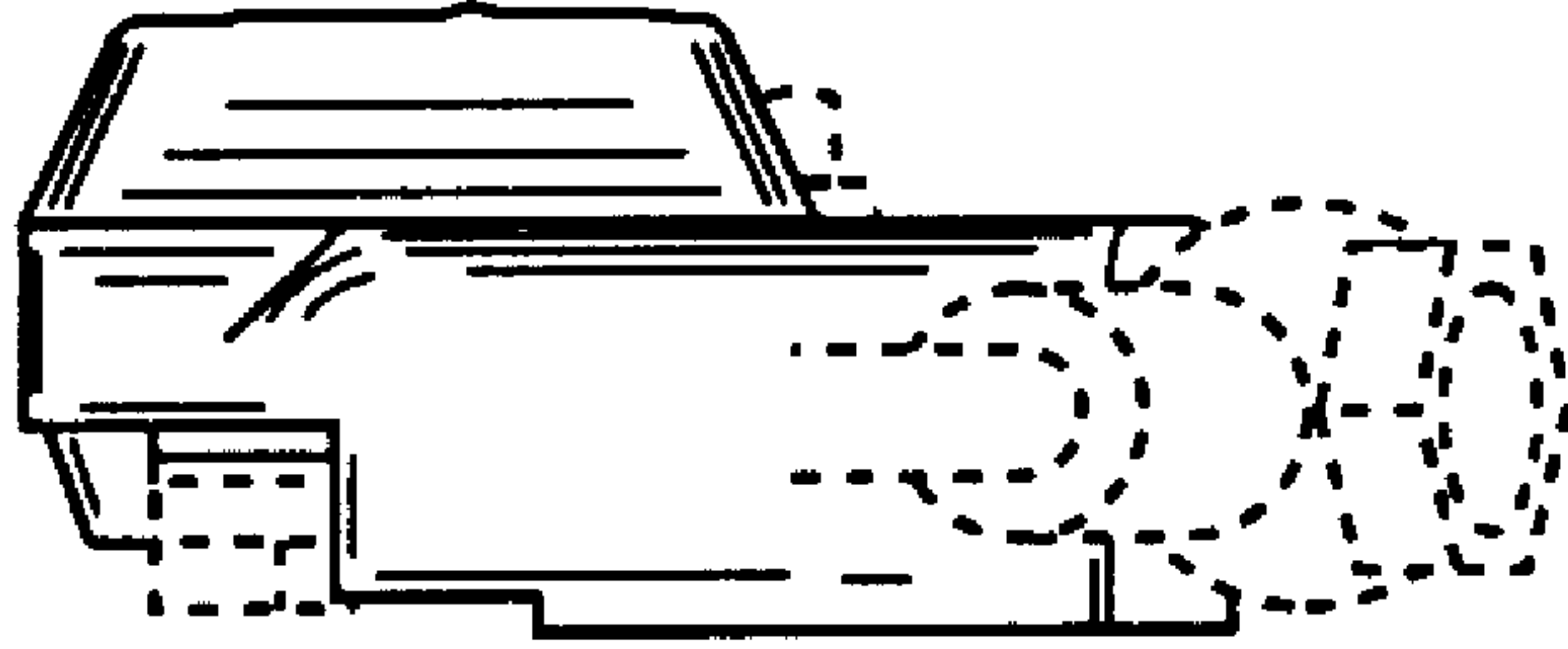


FIG. 6




FIG. 5