



US00D439864S

(12) **United States Design Patent**  
**Cohen**

(10) **Patent No.:** **US D439,864 S**

(45) **Date of Patent:** **\*\* Apr. 3, 2001**

(54) **DIAMOND**

(76) **Inventor:** **Shlomo Cohen**, 32 Ben Yehuda Street,  
Netanya (IL)

(\*\*) **Term:** **14 Years**

(21) **Appl. No.:** **29/120,619**

(22) **Filed:** **Mar. 23, 2000**

(30) **Foreign Application Priority Data**

Nov. 22, 1999 (IL) ..... 32536

(51) **LOC (7) Cl.** ..... **11-01**

(52) **U.S. Cl.** ..... **D11/90**

(58) **Field of Search** ..... D11/1, 2, 26, 35,  
D11/36, 89, 90; 63/1.11, 15, 26, 32

(56) **References Cited**

**U.S. PATENT DOCUMENTS**

- D. 143,471 \* 1/1946 Fine ..... D11/90
- D. 311,881 \* 11/1990 Cohen et al. .... D11/90
- D. 316,984 \* 5/1991 Cohe ..... D11/90
- D. 337,544 \* 7/1993 Cohn ..... D11/90

- D. 382,506 \* 8/1997 Cohen ..... D11/90
- D. 400,818 \* 11/1998 Rams ..... D11/90
- D. 410,590 \* 6/1999 Cohen ..... D11/90
- D. 412,136 \* 7/1999 Namdar et al. .... D11/90
- 2,346,031 \* 11/1944 Suderov ..... 63/32
- 3,788,097 \* 1/1974 Elbe ..... 63/32

\* cited by examiner

*Primary Examiner*—Ralf Seifert

(74) *Attorney, Agent, or Firm*—Darby & Darby

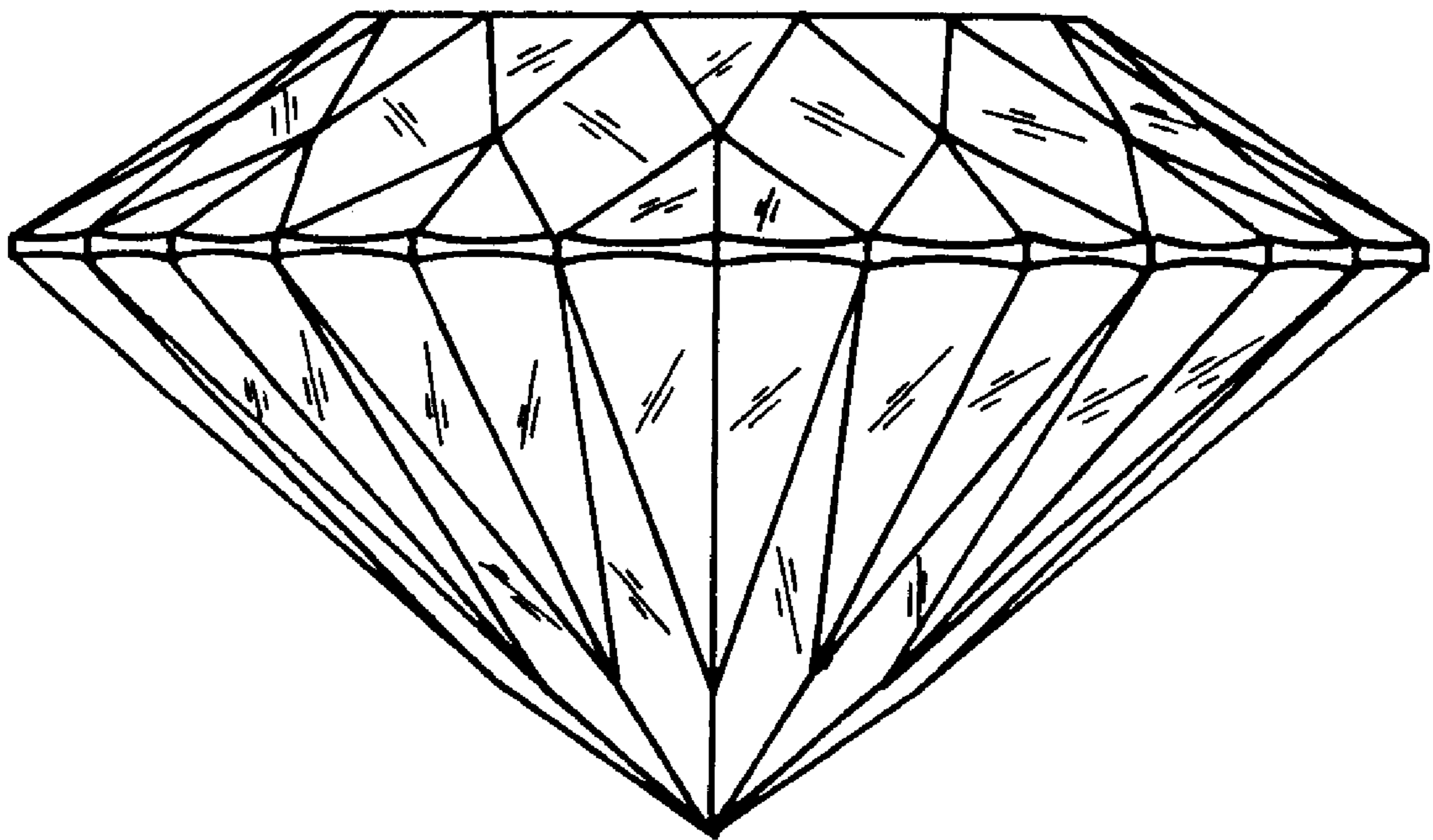
(57) **CLAIM**

The ornamental design for a diamond, as shown and described.

**DESCRIPTION**

FIG. 1 is a perspective view of a diamond showing my new design;  
 FIG. 2 is a front view of the diamond of FIG. 1, the left side, right side and rear views being a mirror image thereof;  
 FIG. 3 is a top view of the diamond of FIG. 1; and,  
 FIG. 4 is a bottom view of the diamond of FIG. 1.

**1 Claim, 1 Drawing Sheet**



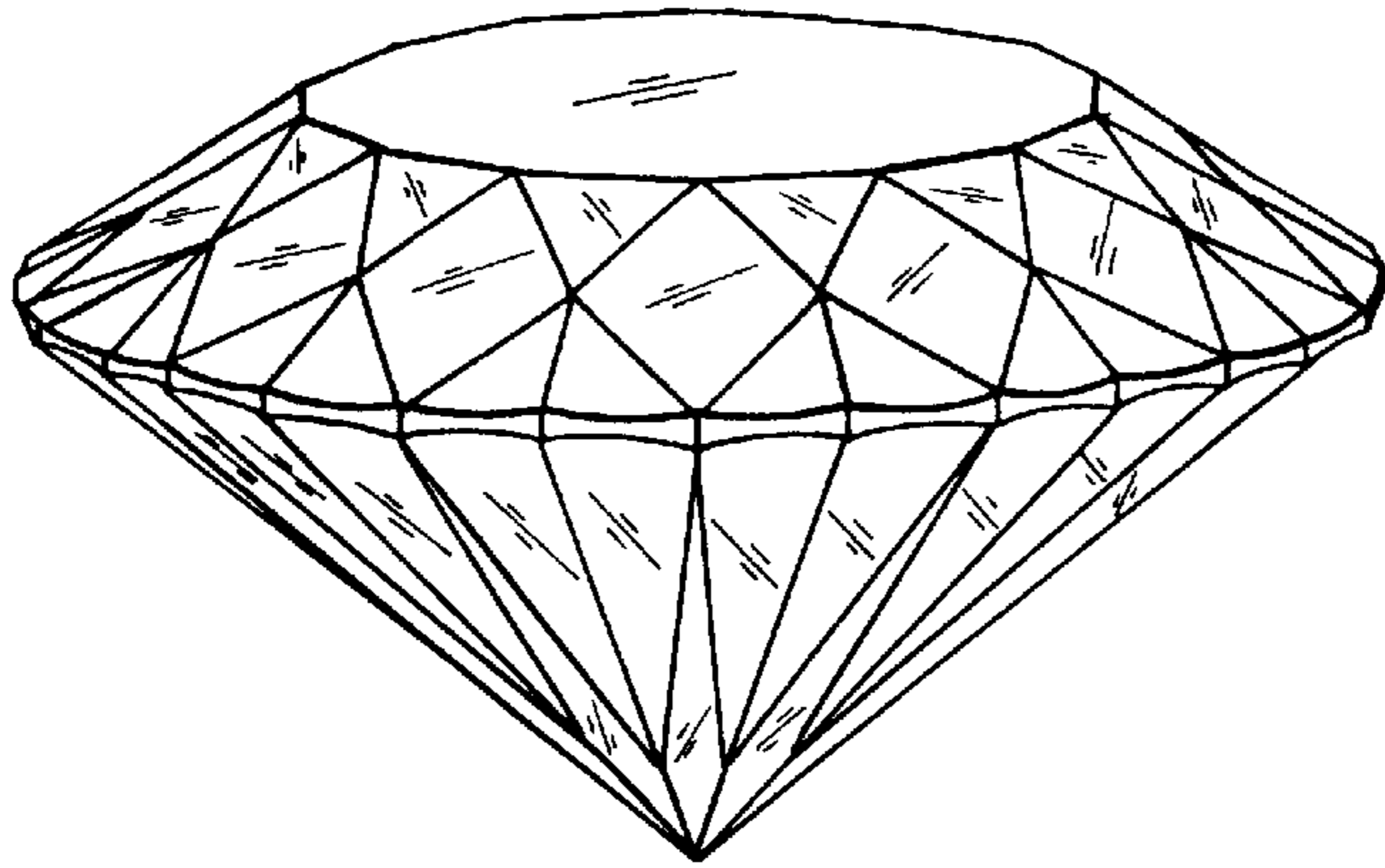


FIG. 1

FIG. 2

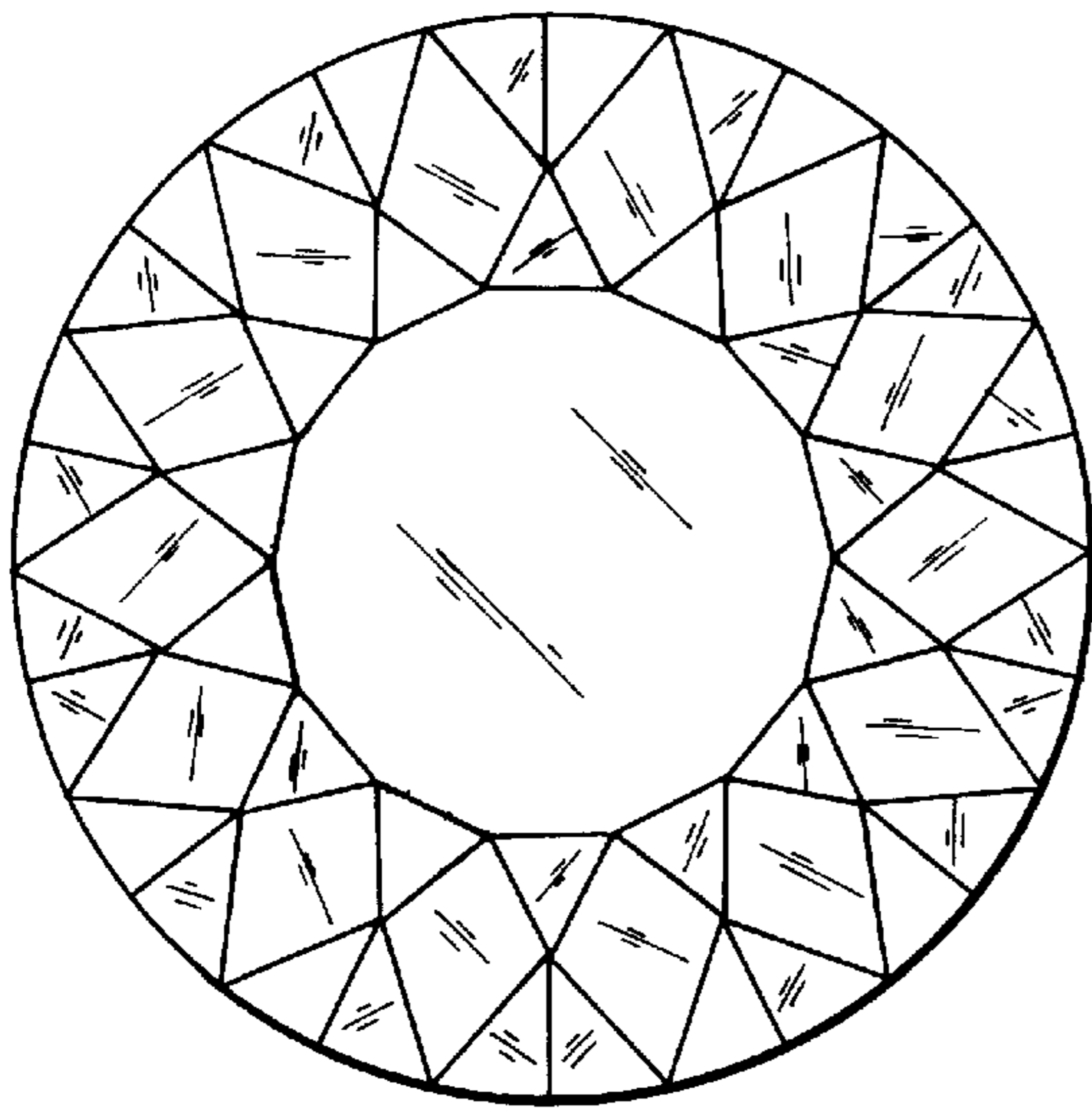
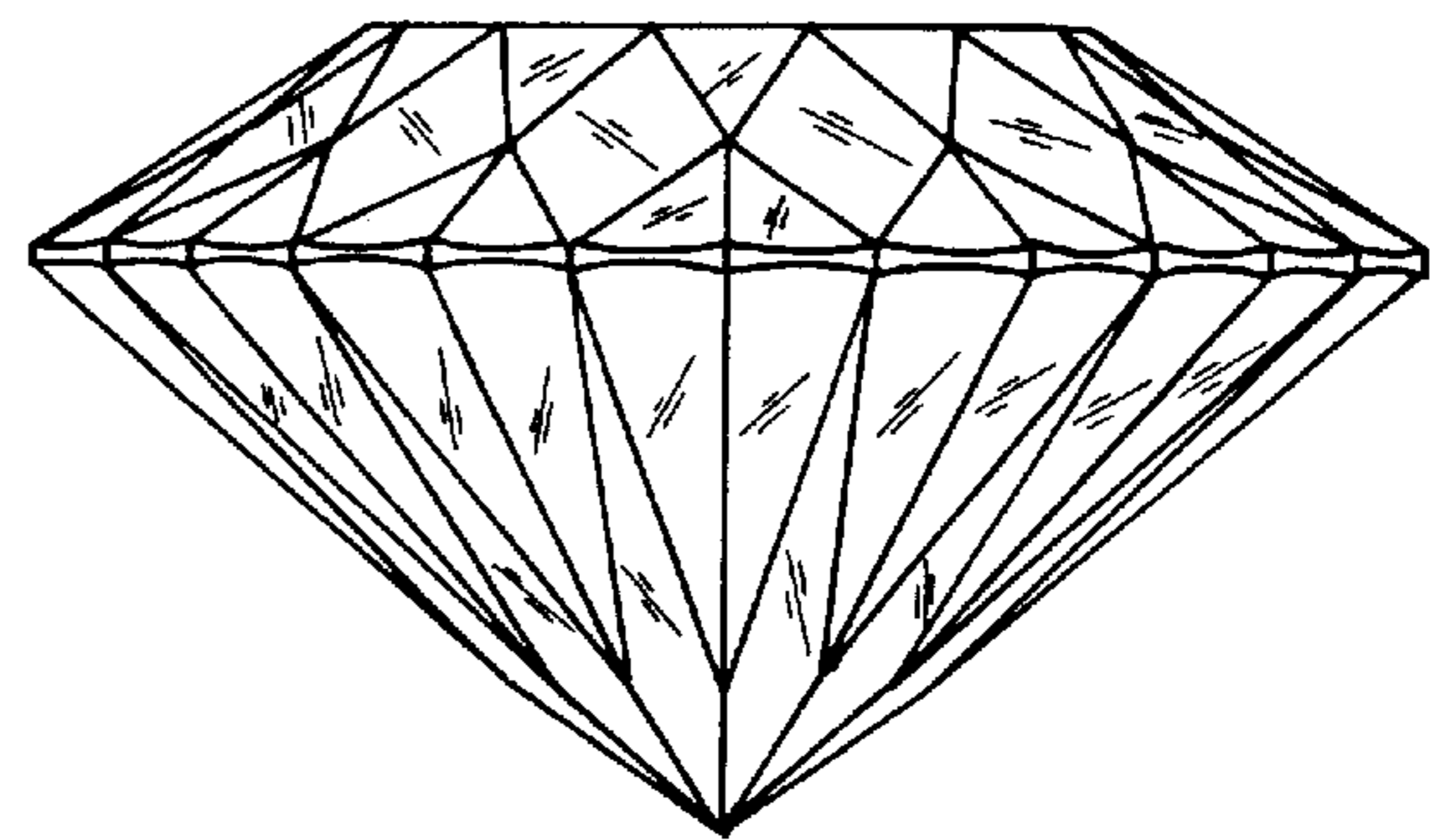


FIG. 4

FIG. 3

