



US00D439849S

(12) **United States Design Patent**  
**Zeller**

(10) **Patent No.:** **US D439,849 S**

(45) **Date of Patent:** **\*\* Apr. 3, 2001**

(54) **COOKING THERMOMETER**

(57) **CLAIM**

(76) Inventor: **Noel E. Zeller**, c/o Zelco Industries,  
Inc., 65 Haven Ave., Mount Vernon, NY  
(US) 10553

The ornamental design for a cooking thermometer, as shown  
and described.

(\*\*) Term: **14 Years**

**DESCRIPTION**

(21) Appl. No.: **29/122,135**

FIG. 1 is a perspective view showing my new design;  
FIG. 2 is an exploded perspective view thereof;  
FIG. 3 is a front view thereof;  
FIG. 4 is a rear view thereof;  
FIG. 5 is a right side view thereof;  
FIG. 6 is a left side view thereof;  
FIG. 7 is a top view thereof;  
FIG. 8 is a bottom view thereof;  
FIG. 9 is a front view of a portion thereof;  
FIG. 10 is a bottom view corresponding to FIG. 9;  
FIG. 11 is a rear view thereof;  
FIG. 12 is a right side view thereof;  
FIG. 13 is a left side view thereof;  
FIG. 14 is a is a front view of another portion thereof;  
FIG. 15 is a rear view corresponding to FIG. 14;  
FIG. 16 is a right and left view thereof;  
FIG. 17 is a top view thereof; and,  
FIG. 18 is a bottom view thereof.

(22) Filed: **Apr. 18, 2000**

(51) **LOC (7) Cl.** ..... **10-04**

(52) **U.S. Cl.** ..... **D10/57**

(58) **Field of Search** ..... D10/57; 374/141,  
374/155, 207, 208

(56) **References Cited**

**U.S. PATENT DOCUMENTS**

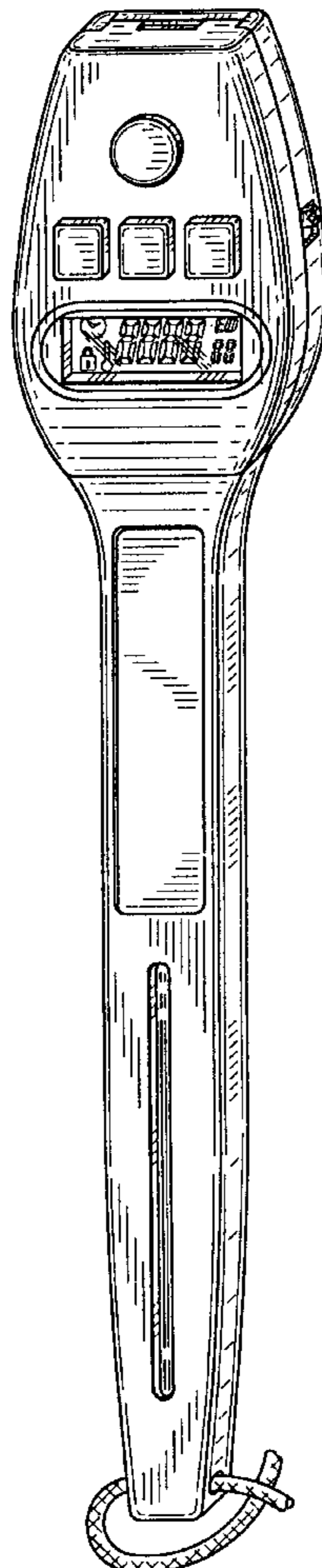
D. 297,819 \* 9/1988 Caccelatore ..... D10/57

\* cited by examiner

*Primary Examiner*—Antoine Duval Davis

(74) *Attorney, Agent, or Firm*—Cooper & Dunham LLP;  
Donald S. Dowden

**1 Claim, 5 Drawing Sheets**



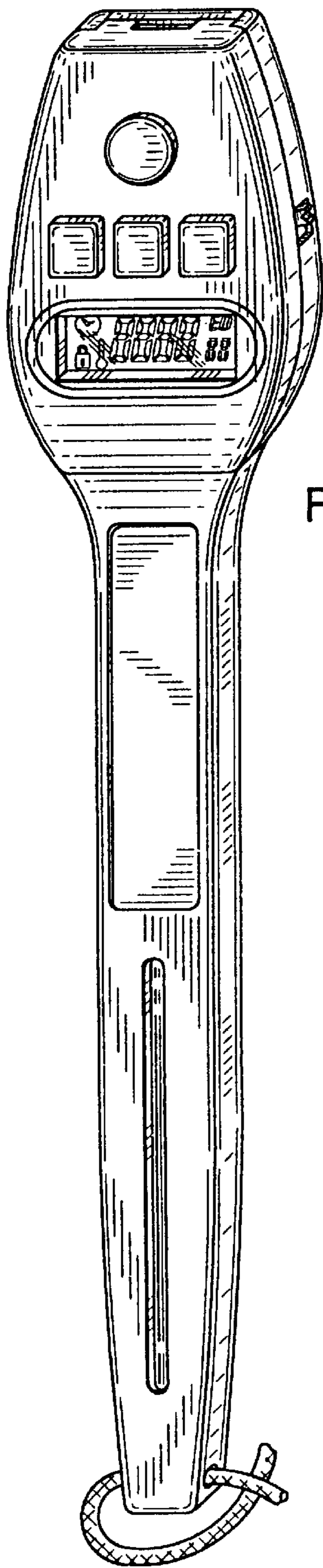


FIG. 1

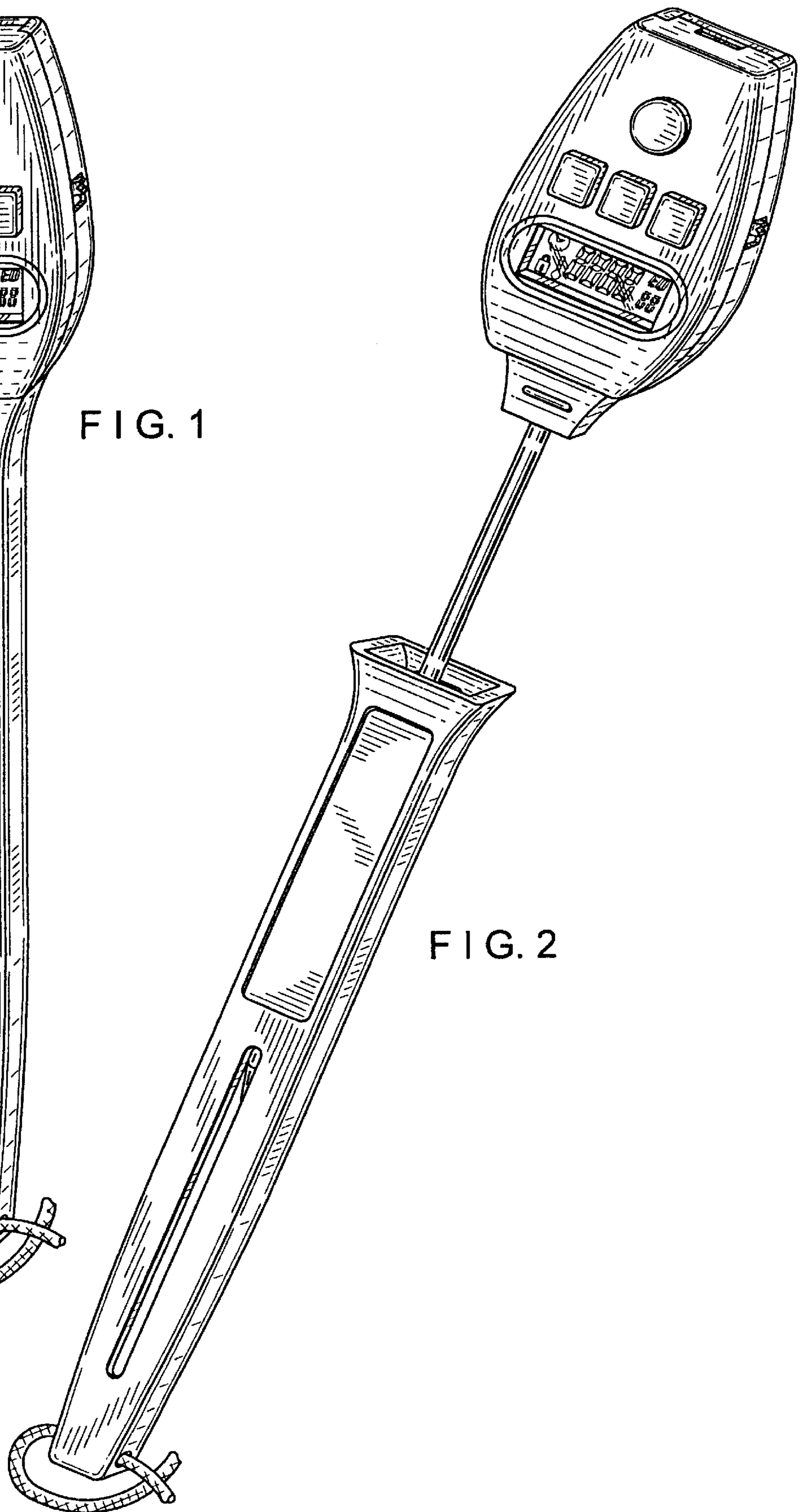


FIG. 2

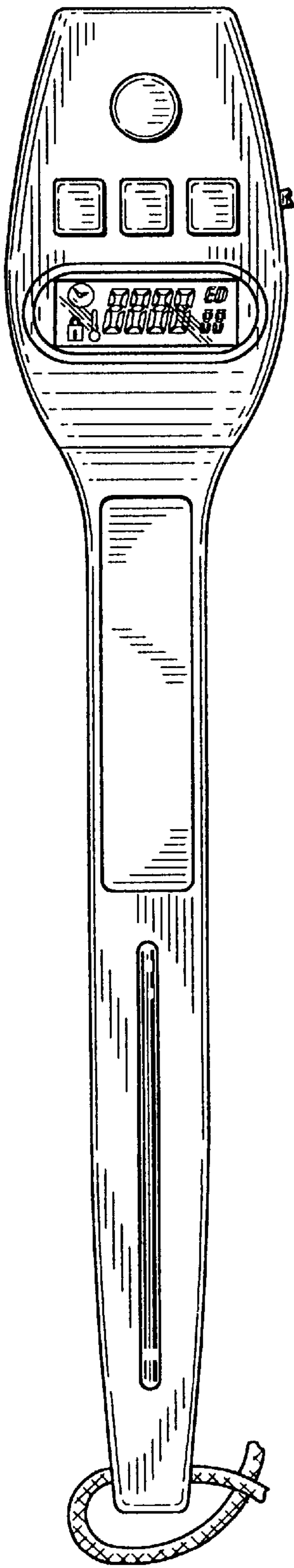


FIG. 3

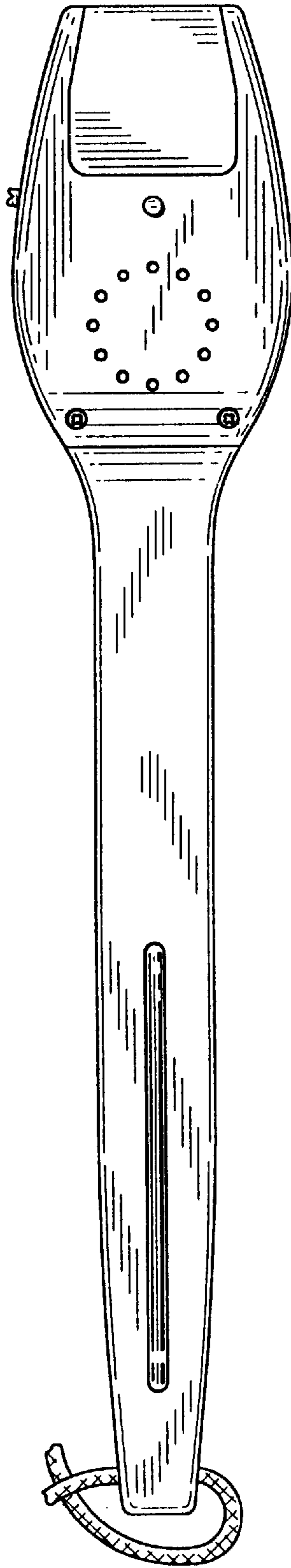


FIG. 4

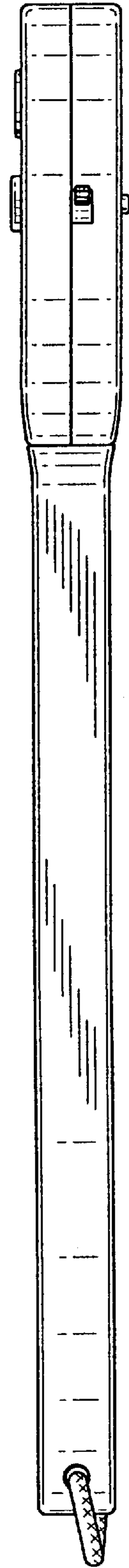


FIG. 5

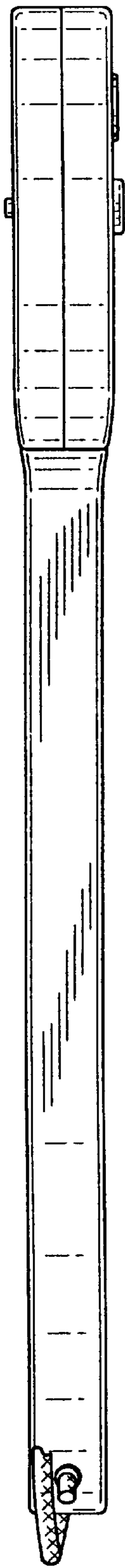


FIG. 6




FIG. 7




FIG. 8




FIG. 10

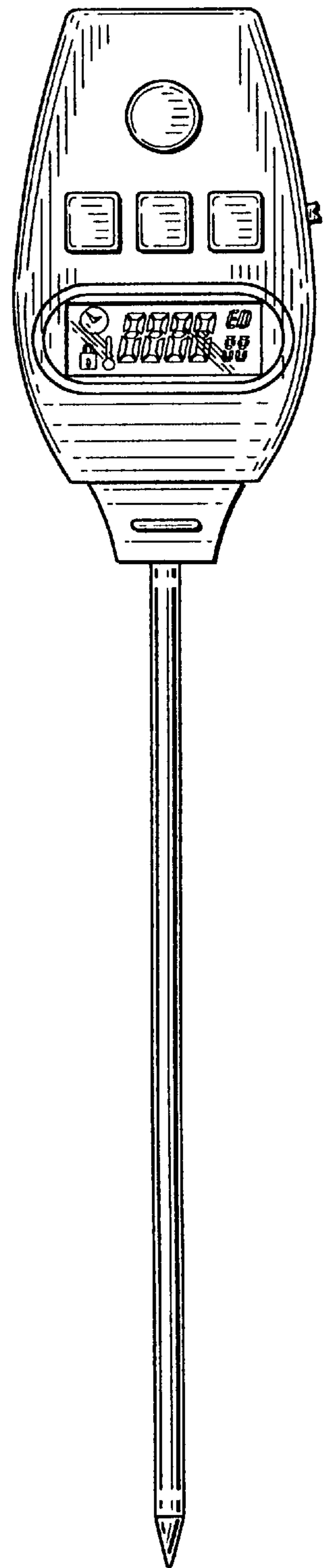


FIG. 9

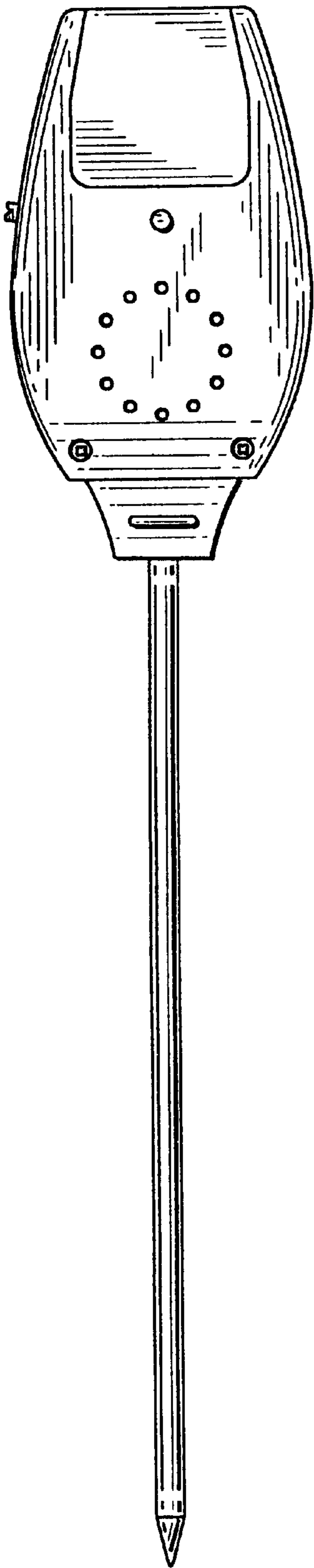


FIG. 11

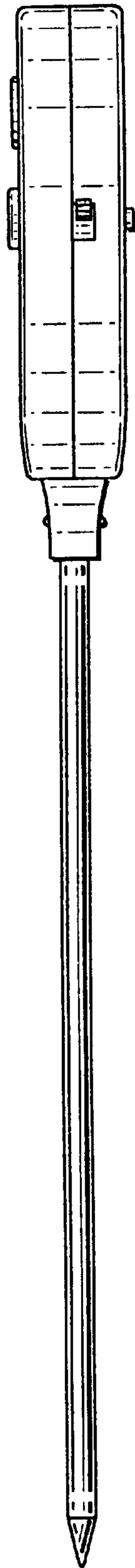


FIG. 12

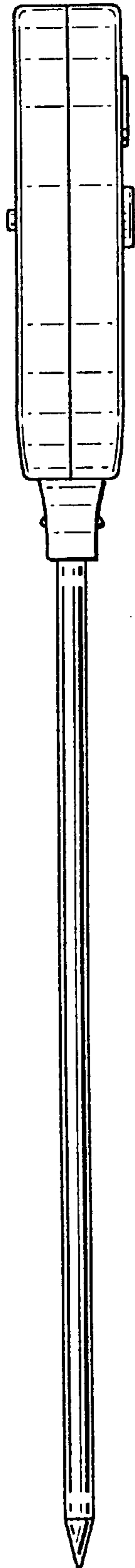


FIG. 13

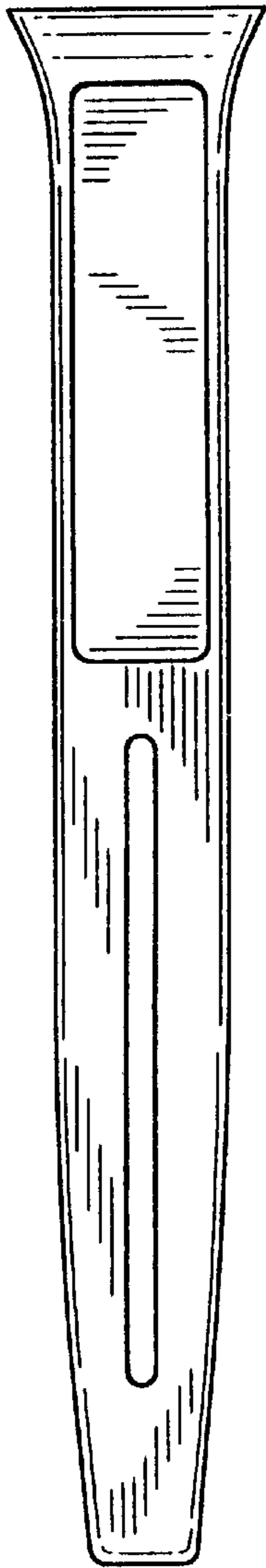


FIG. 14

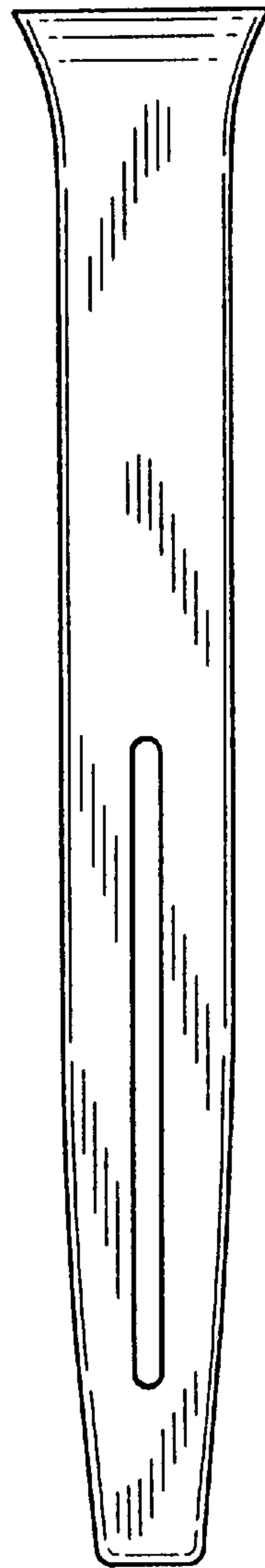


FIG. 15



FIG. 16



FIG. 17



FIG. 18