



US00D439845S

(12) **United States Design Patent**  
**Poandl**

(10) **Patent No.:** **US D439,845 S**

(45) **Date of Patent:** **\*\* Apr. 3, 2001**

(54) **PRAYER CLOCK**

(75) **Inventor:** **Mary Beth Poandl, Red Bank, NJ (US)**

(73) **Assignee:** **SDI Technologies, Inc., Rahway, NJ (US)**

(\*\*) **Term:** **14 Years**

(21) **Appl. No.:** **29/126,432**

(22) **Filed:** **Jul. 14, 2000**

(51) **LOC (7) Cl.** ..... **10-01**

(52) **U.S. Cl.** ..... **D10/8**

(58) **Field of Search** ..... D10/1-40, 122-132;  
368/10, 203, 73, 276, 277, 244, 285, 262,  
316-347

D. 91,140	*	12/1933	Levy	.....	D10/8
D. 91,620	*	2/1934	Gottlieb	.....	D10/8
D. 125,095	*	2/1941	Schoenbrod	.....	D10/124
D. 131,031	*	1/1942	Warsaw	.....	D10/8
D. 131,420	*	2/1942	Lerman	.....	D10/8
D. 163,398	*	5/1951	Lippert	.....	D10/11 X
D. 163,417	*	5/1951	Punzak	.....	D10/8
D. 166,098	*	3/1952	Punzak	.....	D10/8

\* cited by examiner

*Primary Examiner*—Jeffrey Asch

(74) *Attorney, Agent, or Firm*—Amster, Rothstein & Ebenstein

(57) **CLAIM**

The ornamental design for prayer clock, as shown and described.

**DESCRIPTION**

FIG. 1 is a front elevational view of a prayer clock showing my new design;

FIG. 2 is a back elevational view thereof;

FIG. 3 is a side elevational view thereof from one side;

FIG. 4 is a side elevational view thereof from the other side;

FIG. 5 is a top plan view thereof; and,


FIG. 6 is a bottom plan view thereof.

**1 Claim, 6 Drawing Sheets**

(56) **References Cited**

**U.S. PATENT DOCUMENTS**

D. 11,811	*	6/1880	Kitschelt	.....	D10/8
D. 26,824	*	3/1897	Golden	.....	D10/8
D. 38,272	*	10/1906	Ehrle	.....	D10/8
D. 44,917	*	11/1913	Daving	.....	D10/8
D. 89,587	*	4/1933	Gottlieb	.....	D10/8
D. 89,836	*	5/1933	Gottlieb	.....	D10/8
D. 90,980	*	11/1933	Gottlieb	.....	D10/8






FIG. 1

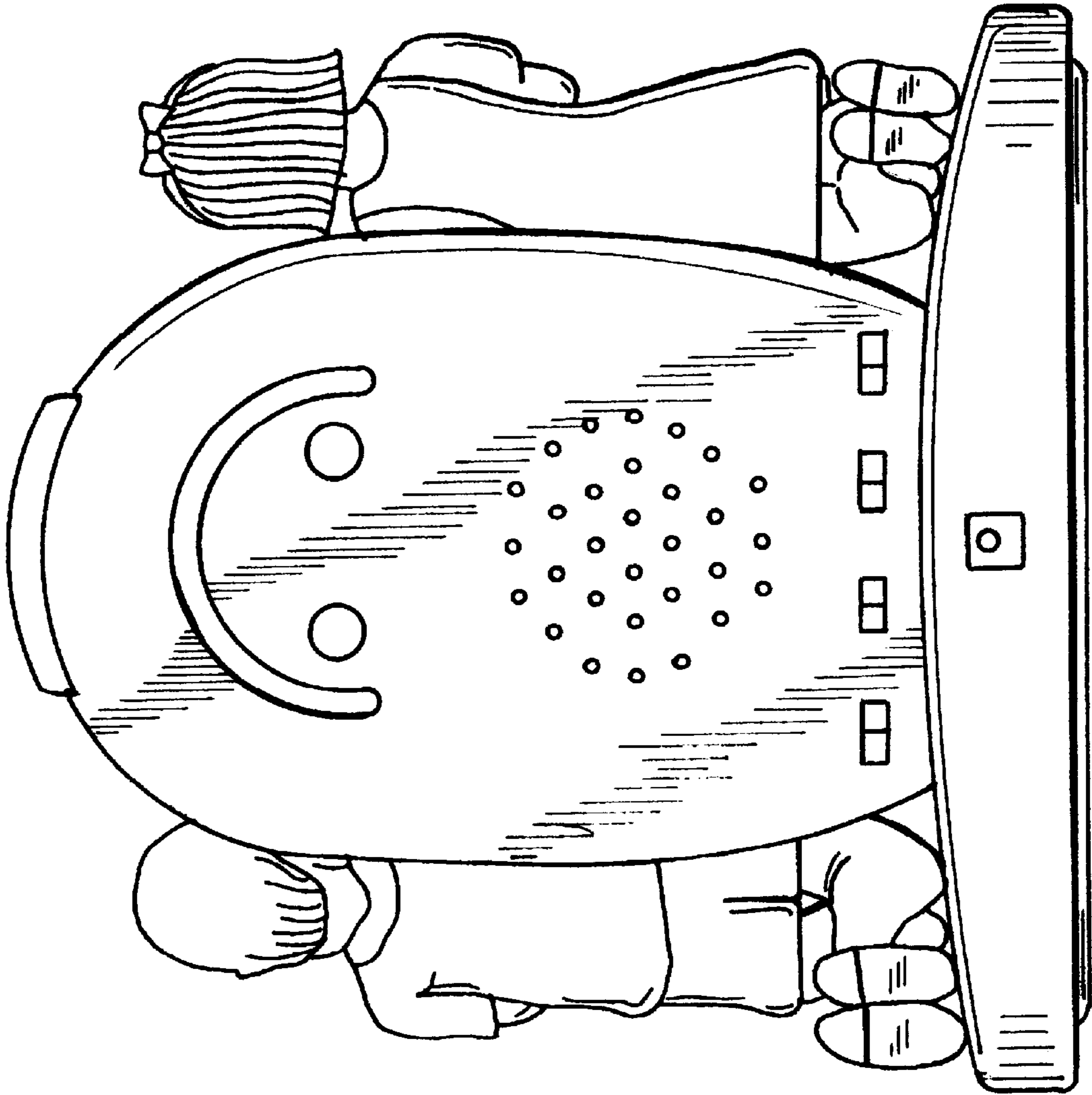



FIG. 2


# FIG. 3

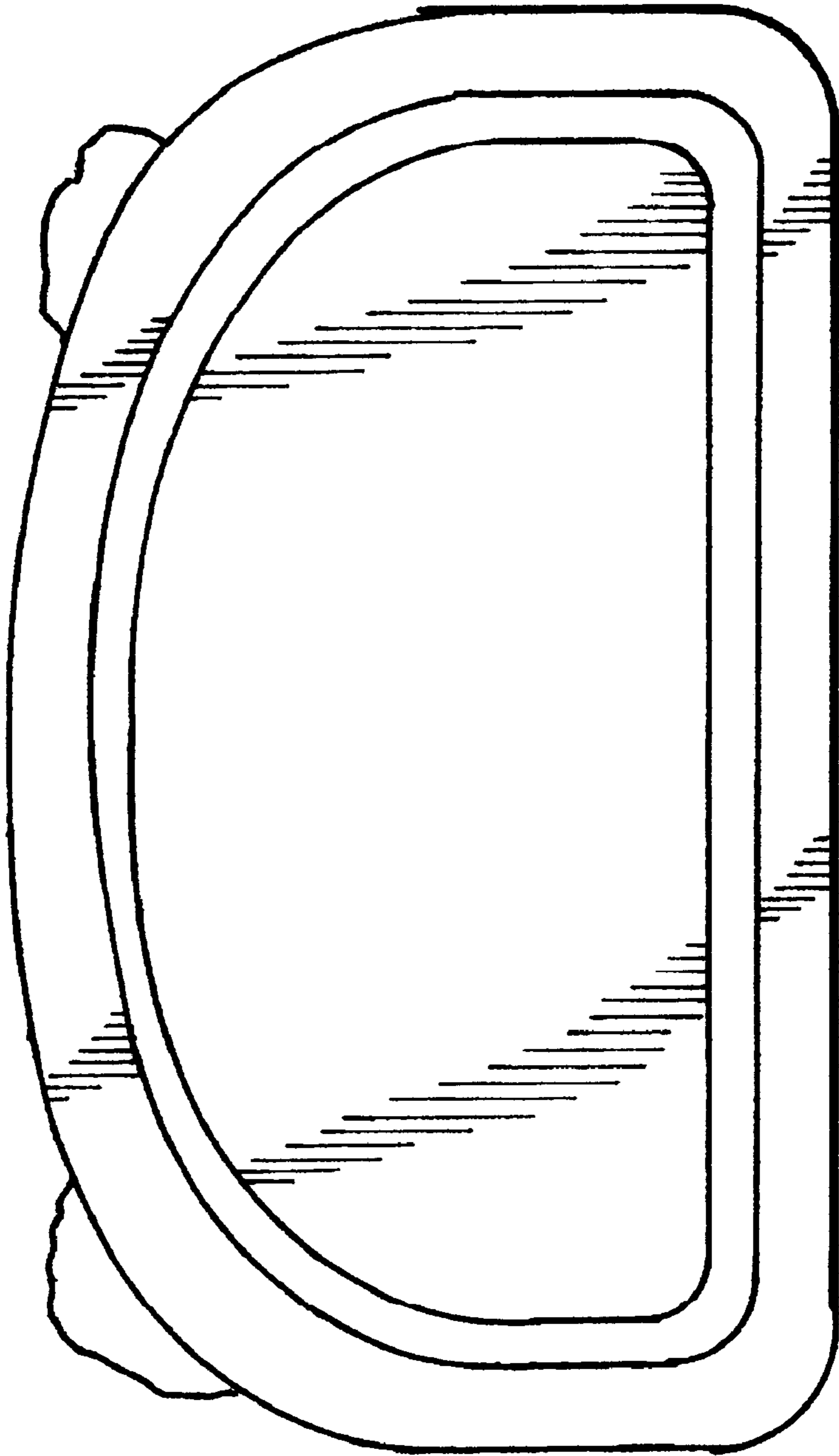


# FIG. 4



**FIG. 5**





**FIG. 6**