



US00D439832S

(12) **United States Design Patent**
Crooks et al.

(10) **Patent No.:** **US D439,832 S**

(45) **Date of Patent:** **** Apr. 3, 2001**

(54) **DOOR/DRAWER CLIP**

(75) Inventors: **Timothy K. Crooks**, Winston Salem;
Farrell Smith, Sophia; **Gregory T. Ray**, Winston Salem, all of NC (US)

(73) Assignee: **Hughes Supply and Mfg. Co.**,
Thomasville, NC (US)

(**) Term: **14 Years**

(21) Appl. No.: **29/117,141**

(22) Filed: **Jan. 19, 2000**

(51) **LOC (7) Cl.** **08-08**

(52) **U.S. Cl.** **D8/394**

(58) **Field of Search** D8/394-6, 382,
D8/402; 312/334.46; 24/546, 563, 459;
16/82, 404; 292/342, 288, 289, 292, 145;
70/78, 85

(56) **References Cited**

U.S. PATENT DOCUMENTS

- D. 340,857 * 11/1993 Light D8/395
- D. 379,299 * 5/1997 Fitzgibbons D8/402
- 2,485,189 * 10/1949 Churchill .
- 2,918,244 * 12/1959 Laney .
- 2,918,318 * 12/1959 Sacharski .

- 2,988,396 * 6/1961 Kramer .
- 3,259,447 * 7/1966 Deutsch .
- 3,758,141 * 9/1973 Weinberger 16/82
- 3,997,205 * 12/1976 MacDonald .
- 5,711,557 * 1/1998 Nicolosi .

* cited by examiner

Primary Examiner—B. J. Bullock

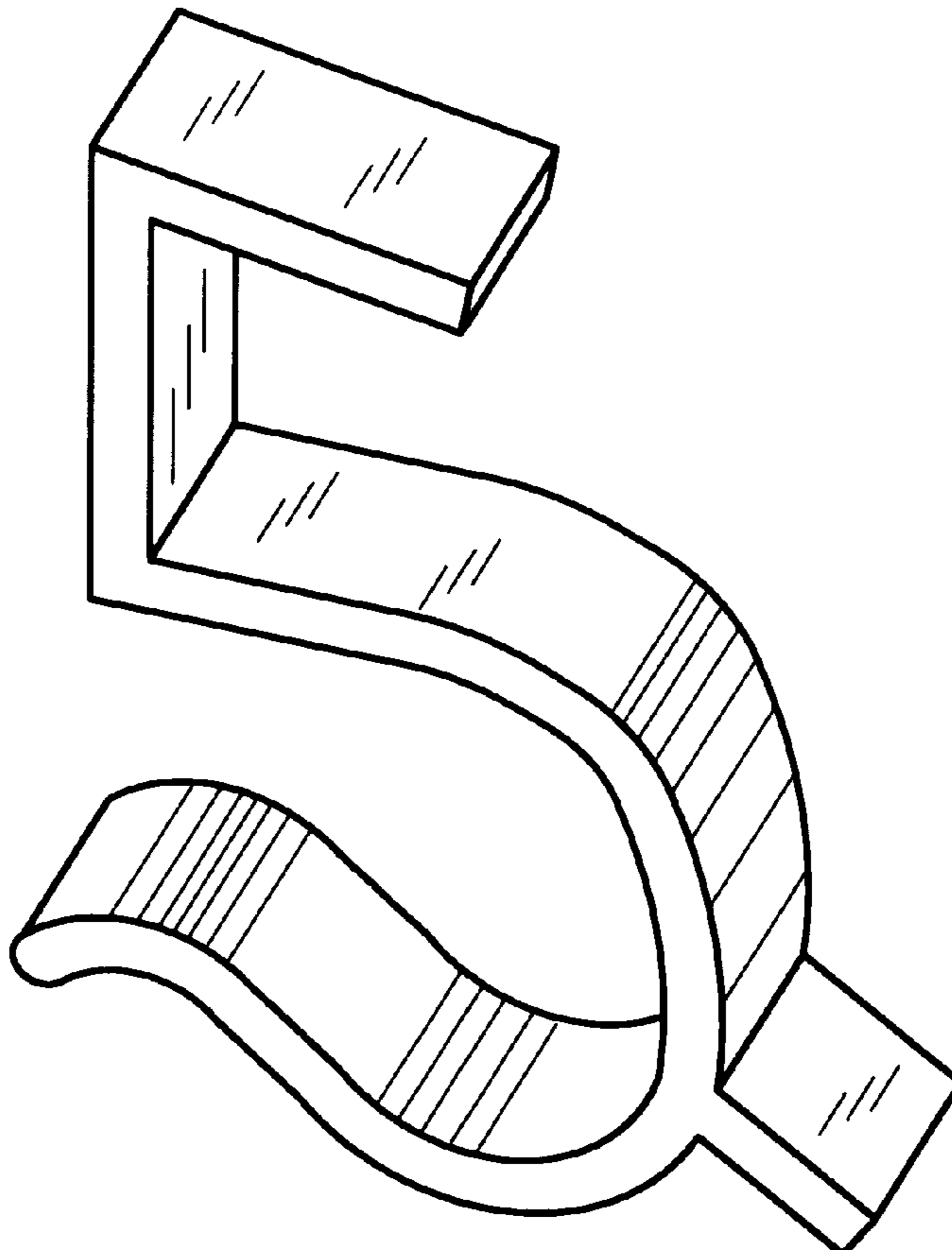
(57) **CLAIM**

The ornamental design for a door/drawer clip, as shown and described.

DESCRIPTION

FIG. 1 is a front, left side, top perspective view of the door/drawer clip embodying my design;
 FIG. 2 is a front elevational view of the door/drawer clip embodying my design as shown in FIG. 1;
 FIG. 3 is a rear elevational view of the door/drawer clip embodying my design as shown in FIG. 1;
 FIG. 4 is a top plan view of the door/drawer clip embodying my design as shown in FIG. 1;
 FIG. 5 is a bottom plan view of the door/drawer clip embodying my design as shown in FIG. 1; and,
 FIG. 6 is a right side elevational view of the door/drawer clip embodying my design as shown in FIG. 1.

1 Claim, 2 Drawing Sheets



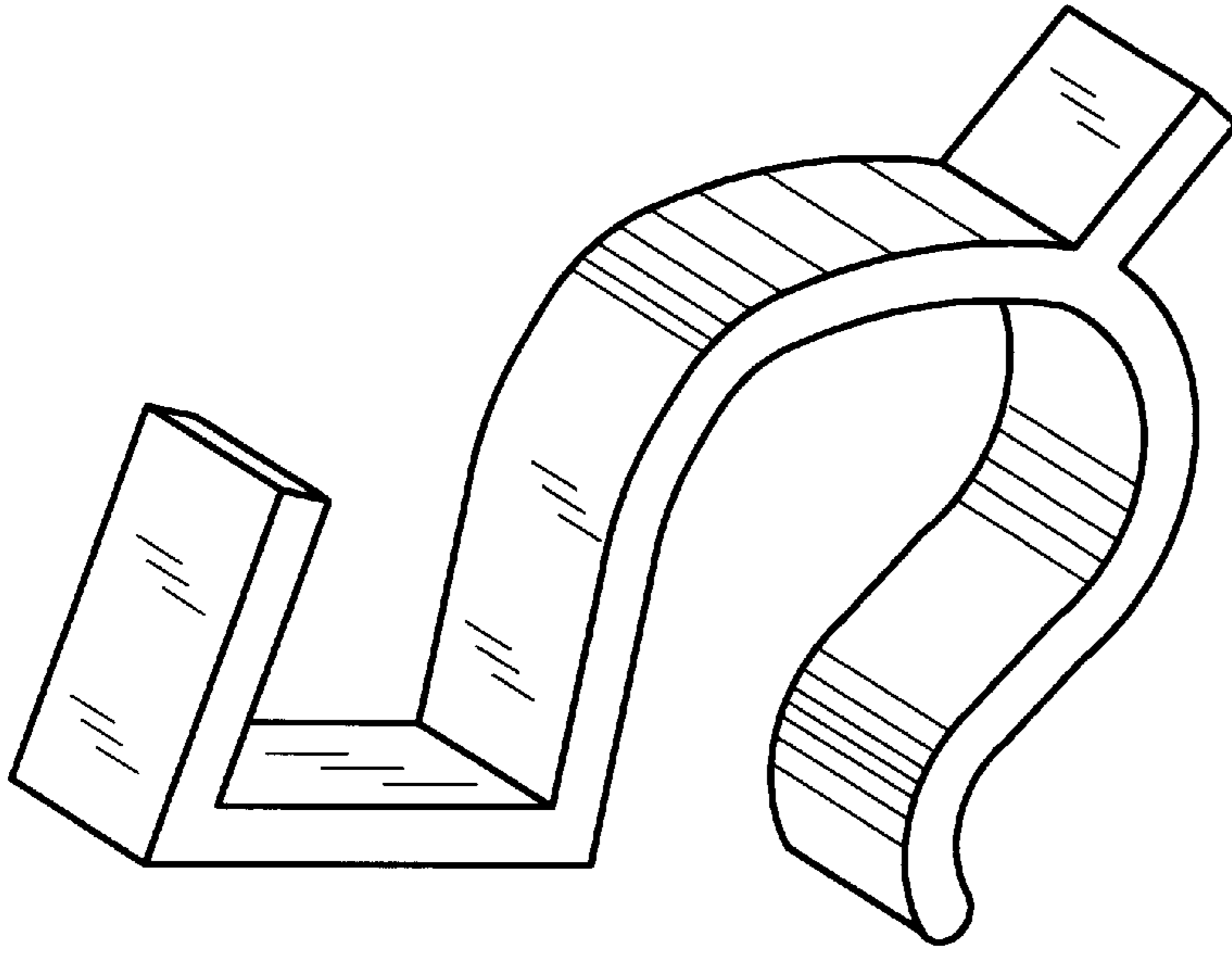


FIG. 1

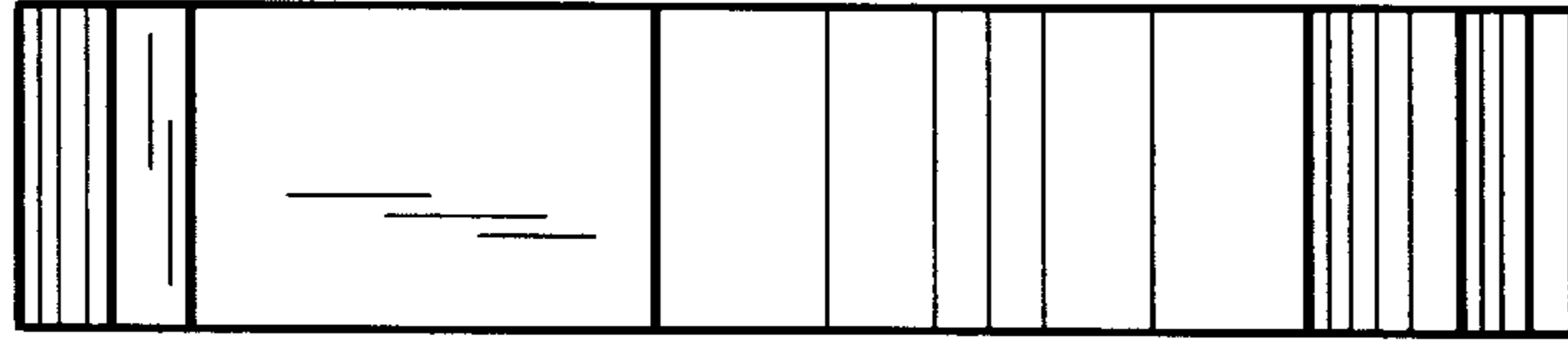


FIG. 2

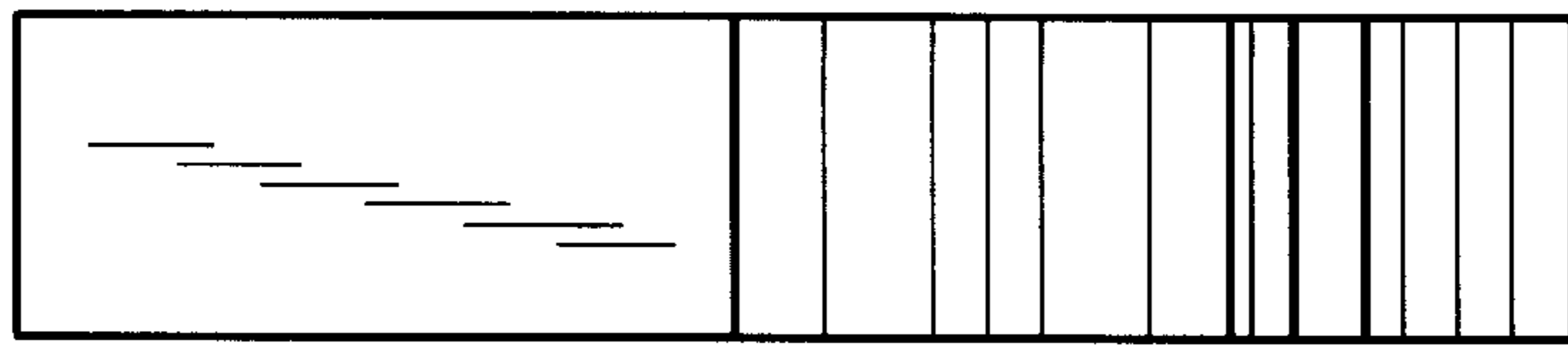


FIG. 3




FIG. 4

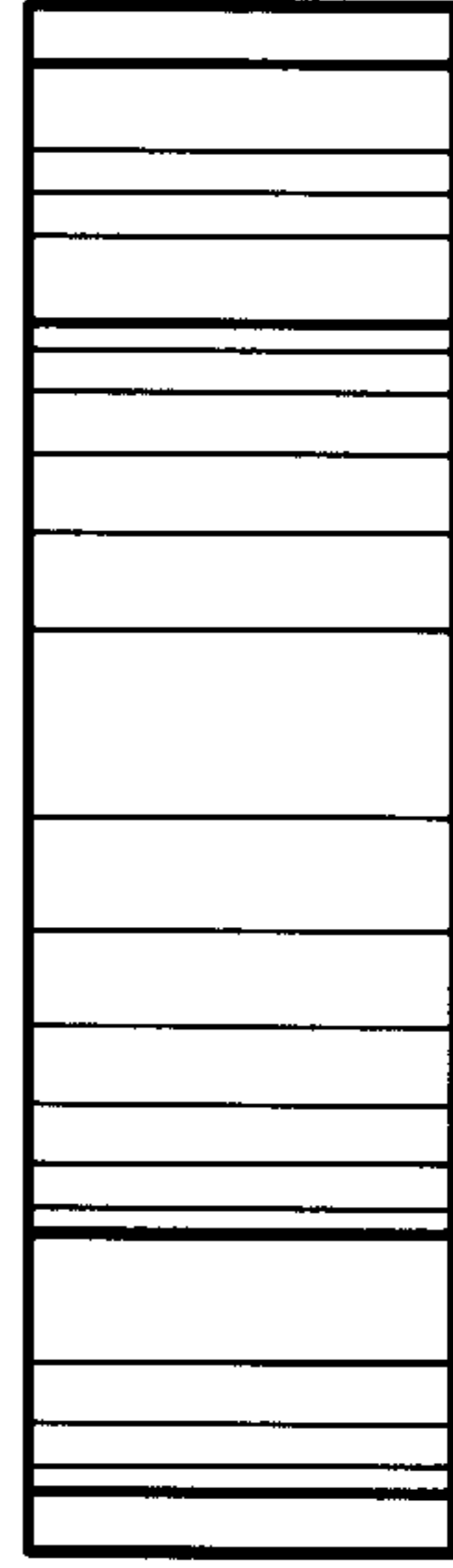


FIG. 5

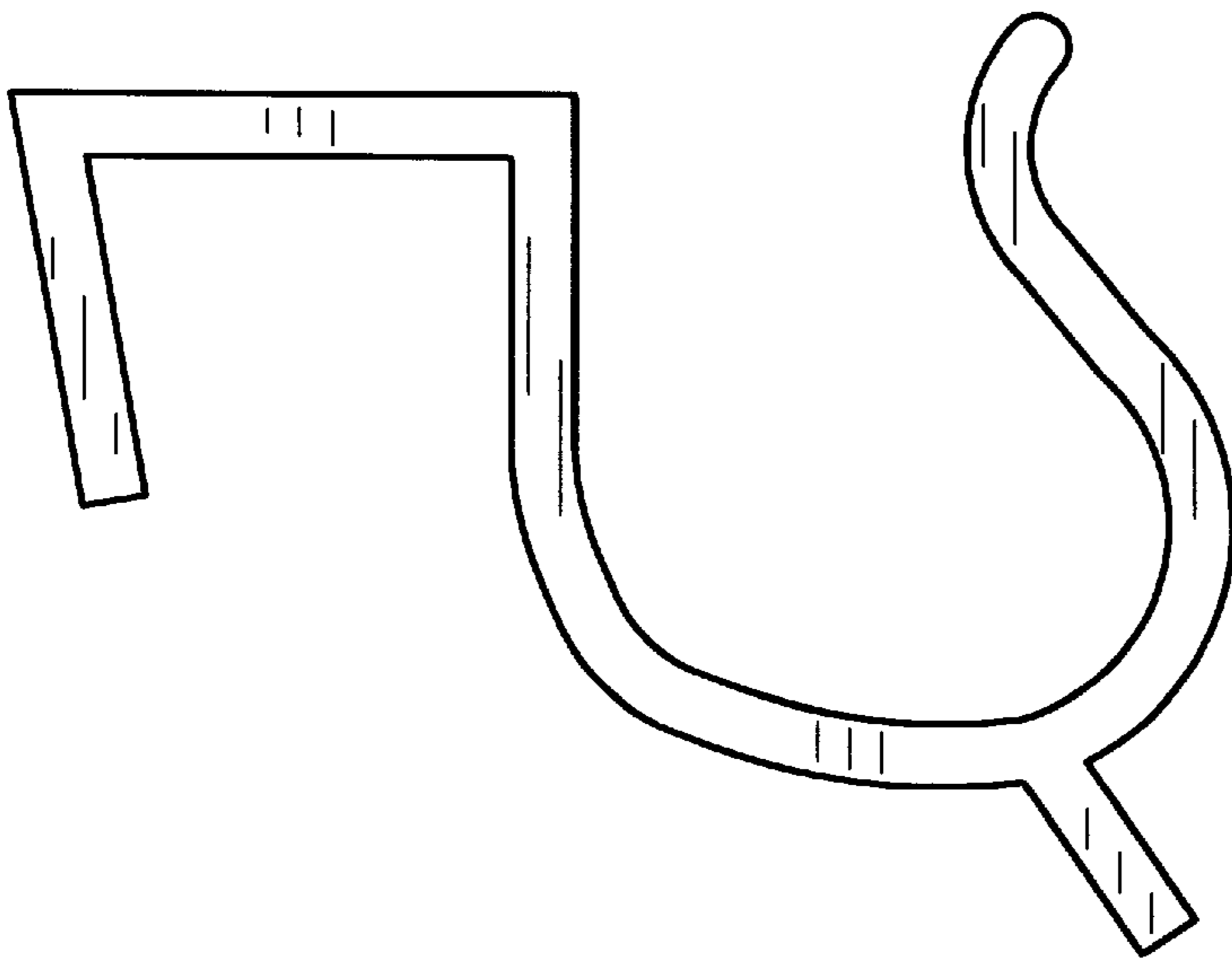


FIG. 6