



US00D439831S

(12) **United States Design Patent**
Henriksson

(10) **Patent No.:** **US D439,831 S**

(45) **Date of Patent:** **** Apr. 3, 2001**

(54) **CLIP**

(75) Inventor: **Kjell Henriksson, Bredaryd (SE)**

(73) Assignee: **Lindén International AB, Värnamo (SE)**

(**) Term: **14 Years**

(21) Appl. No.: **29/101,090**

(22) Filed: **Feb. 25, 1999**

(30) **Foreign Application Priority Data**

Sep. 17, 1998 (SE) 98-1846

(51) **LOC (7) Cl.** **08-08**

(52) **U.S. Cl.** **D8/394**

(58) **Field of Search** D8/394; D9/435,
D9/443; D28/40; 24/30.5 R, 30.5 P, 506,
517, 519

(56) **References Cited**

U.S. PATENT DOCUMENTS

D. 299,008 * 12/1988 Näslund D9/443
D. 309,835 * 8/1990 Stone, Jr. et al. D8/394

D. 317,571 6/1991 Henriksson D9/443
D. 350,696 * 9/1994 Näslund D9/443
D. 375,045 * 10/1996 Weber et al. D9/443
1,459,735 * 6/1923 Kraft .
5,428,871 * 7/1995 Iosif 24/30.5 R

* cited by examiner

Primary Examiner—B. J. Bullock

(74) *Attorney, Agent, or Firm*—Baker & Daniels

(57) **CLAIM**

The ornamental design for a clip, as shown and described.

DESCRIPTION


FIG. 1 is a perspective view showing the top, front end and right side of a clip showing my new design;

FIG. 2 is a perspective view showing the bottom, rear end and left side thereof; and,

FIG. 3 is a further perspective view showing the bottom and left side end thereof.

The surface(s) or portion(s) of the article not shown in the drawing or described in the specification form(s) no part of the claimed design.

1 Claim, 3 Drawing Sheets






FIG. 1




FIG. 2




FIG. 3