



US00D439823S

(12) **United States Design Patent**
Adler et al.

(10) **Patent No.:** **US D439,823 S**
(45) **Date of Patent:** **** Apr. 3, 2001**

(54) **PADLOCK**
(75) Inventors: **Ari Tao Adler**, Cambridge; **John Darrin Fiegenger**, Mendon; **Roy Alden Thompson**, Mattapan; **Joseph Robert Geringer**, Melrose; **Harry West**, Lexington, all of MA (US)
(73) Assignee: **Master Lock Company**, Milwaukee, WI (US)
(**) Term: **14 Years**
(21) Appl. No.: **29/116,655**
(22) Filed: **Jan. 10, 2000**

1,662,612	3/1928	Junkunc .	
3,260,079	7/1966	Caskey	70/25
3,267,707	8/1966	Adams	70/419
3,848,440	11/1974	Manuel	70/55
3,983,725	10/1976	Manuel	70/55
4,134,280	1/1979	Pelavin	70/55
4,271,691	6/1981	Logan	70/422
4,297,861	11/1981	Dykes	70/55
4,317,344	3/1982	Barnard	70/55
4,519,226	5/1985	Hadaway	70/48
4,651,543	3/1987	Heald et al.	70/54
4,905,486	3/1990	Appelbaum	70/54
4,998,423	3/1991	Hsu	70/40
5,044,180	9/1991	Lebrecht	70/48
5,046,339	9/1991	Krell	70/55
5,865,043 *	2/1999	Loughlin	70/20
5,921,123 *	7/1999	Schwarzkopf et al.	70/40 X

FOREIGN PATENT DOCUMENTS

Related U.S. Application Data
(63) Continuation-in-part of application No. 29/099,510, filed on Jan. 22, 1999, now abandoned.
(51) **LOC (7) Cl.** **08-07**
(52) **U.S. Cl.** **D8/334**
(58) **Field of Search** D8/333, 334; 70/20, 70/21, 31-48

24706	10/1910	(GB) .
270983	5/1927	(GB) .
571487	8/1945	(GB) .

* cited by examiner

Primary Examiner—Susan J. Lucas
Assistant Examiner—Jennifer Rivard
(74) *Attorney, Agent, or Firm*—Pennie & Edmonds LLP

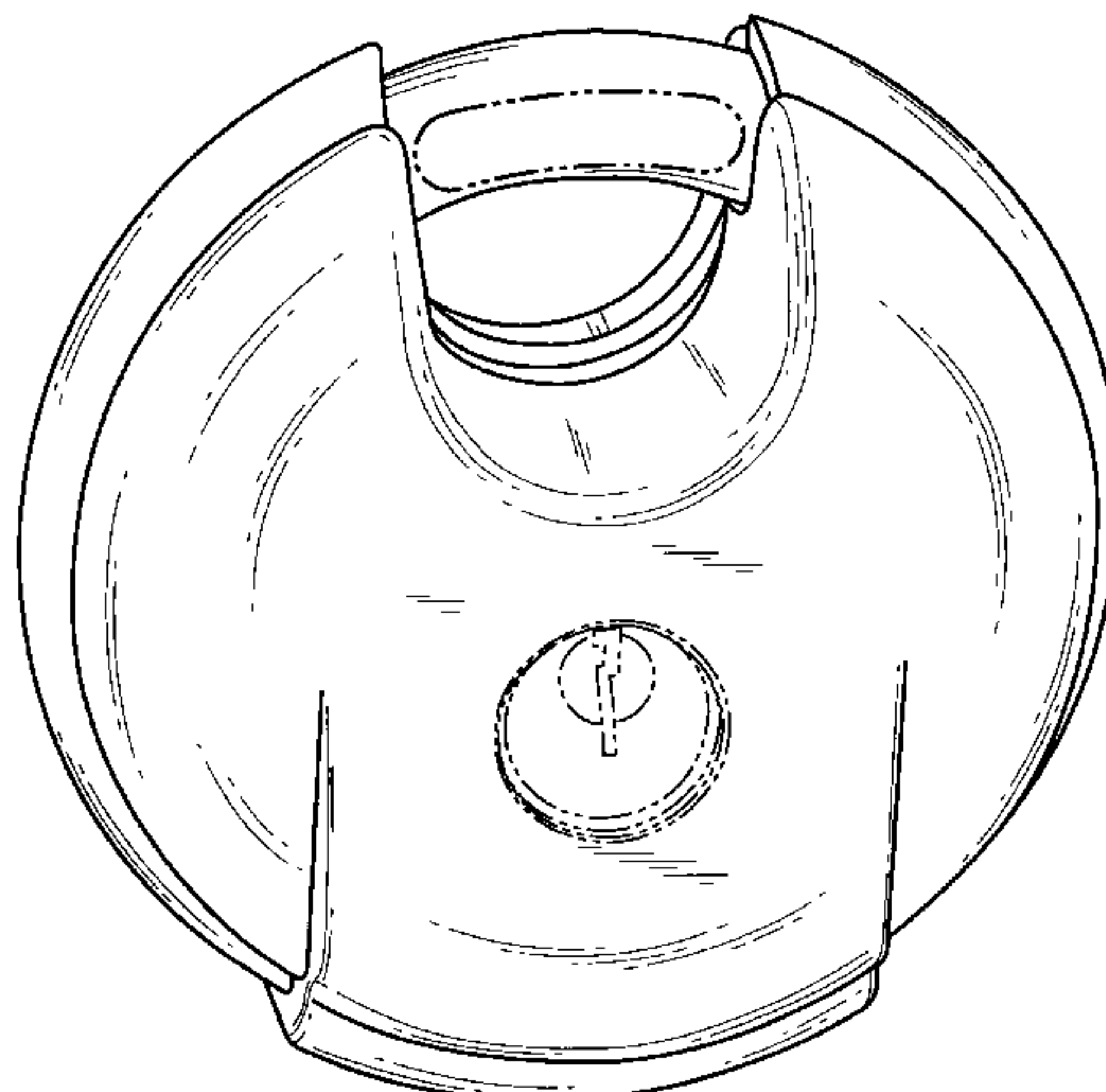
(56) **References Cited**
U.S. PATENT DOCUMENTS
8,318 8/1851 Tilton .
116,972 7/1871 Madge .
229,332 6/1880 Pease .
D. 426,763 * 6/2000 Adler et al. D8/334
536,196 3/1895 Edgar .
587,609 8/1897 Roland .
596,596 1/1898 Johnson .
767,004 8/1904 Muchowicz .
816,492 3/1906 Mohr .
823,919 6/1906 Caldwell .
952,643 3/1910 Roche .
1,003,331 9/1911 Caldwell .
1,062,594 5/1913 Isidor .
1,103,015 7/1914 Andrus .
1,153,405 9/1915 Rogers .
1,172,970 * 2/1916 Fowler 70/20 X
1,490,453 4/1924 Caldwell .
1,581,953 4/1926 Jackson .

(57) **CLAIM**
The ornamental design for a padlock, as shown and described.

DESCRIPTION

FIG. 1 is a perspective view of a padlock showing our new design;
FIG. 2 is a front view thereof;
FIG. 3 is a back view thereof;
FIG. 4 is a left view thereof;
FIG. 5 is a right view thereof;
FIG. 6 is a top view thereof; and,
FIG. 7 is a bottom view thereof.
The broken lines are shown for illustrative purposes only and form no part of the claimed design.

1 Claim, 5 Drawing Sheets



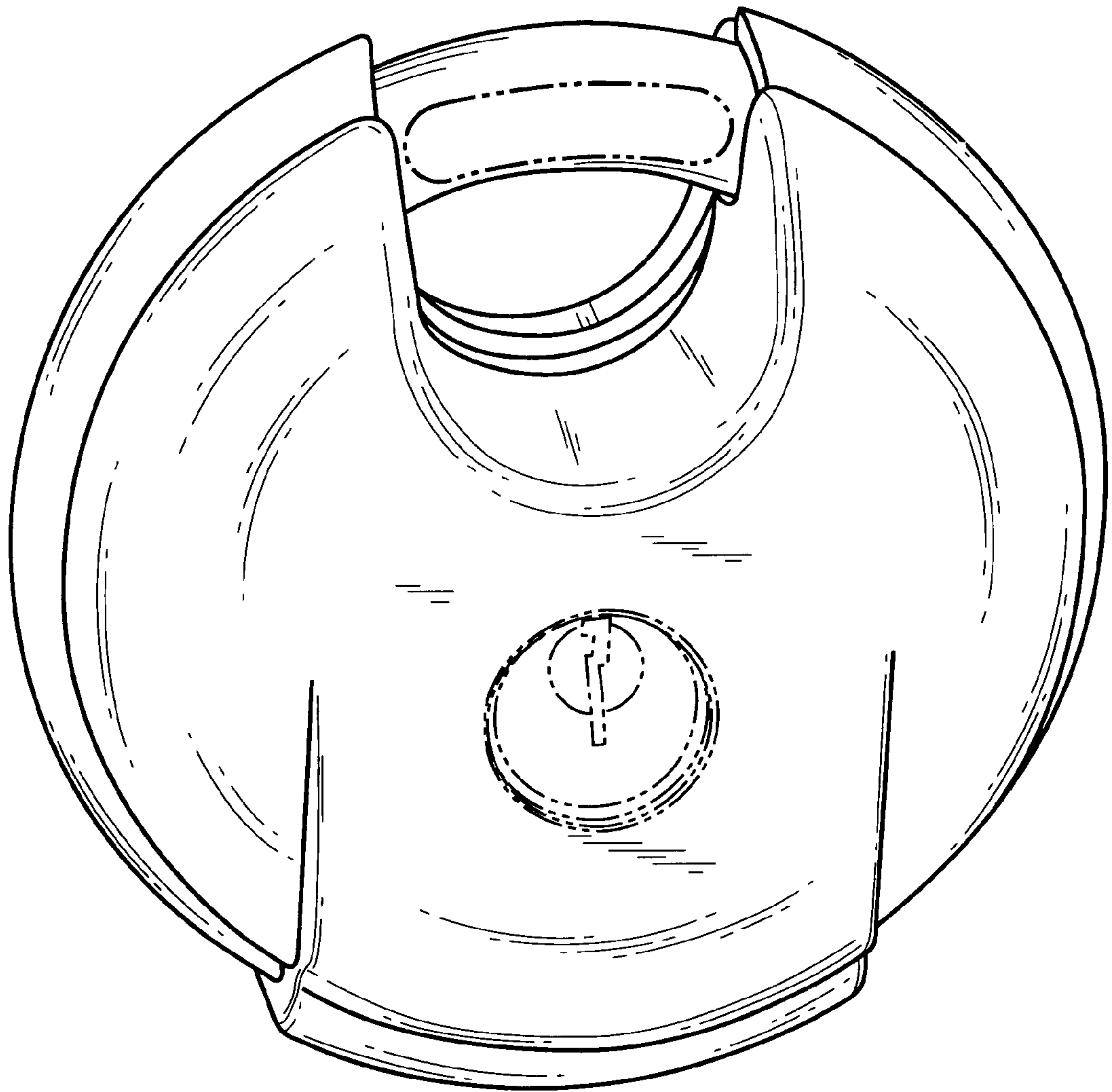


Fig. 1

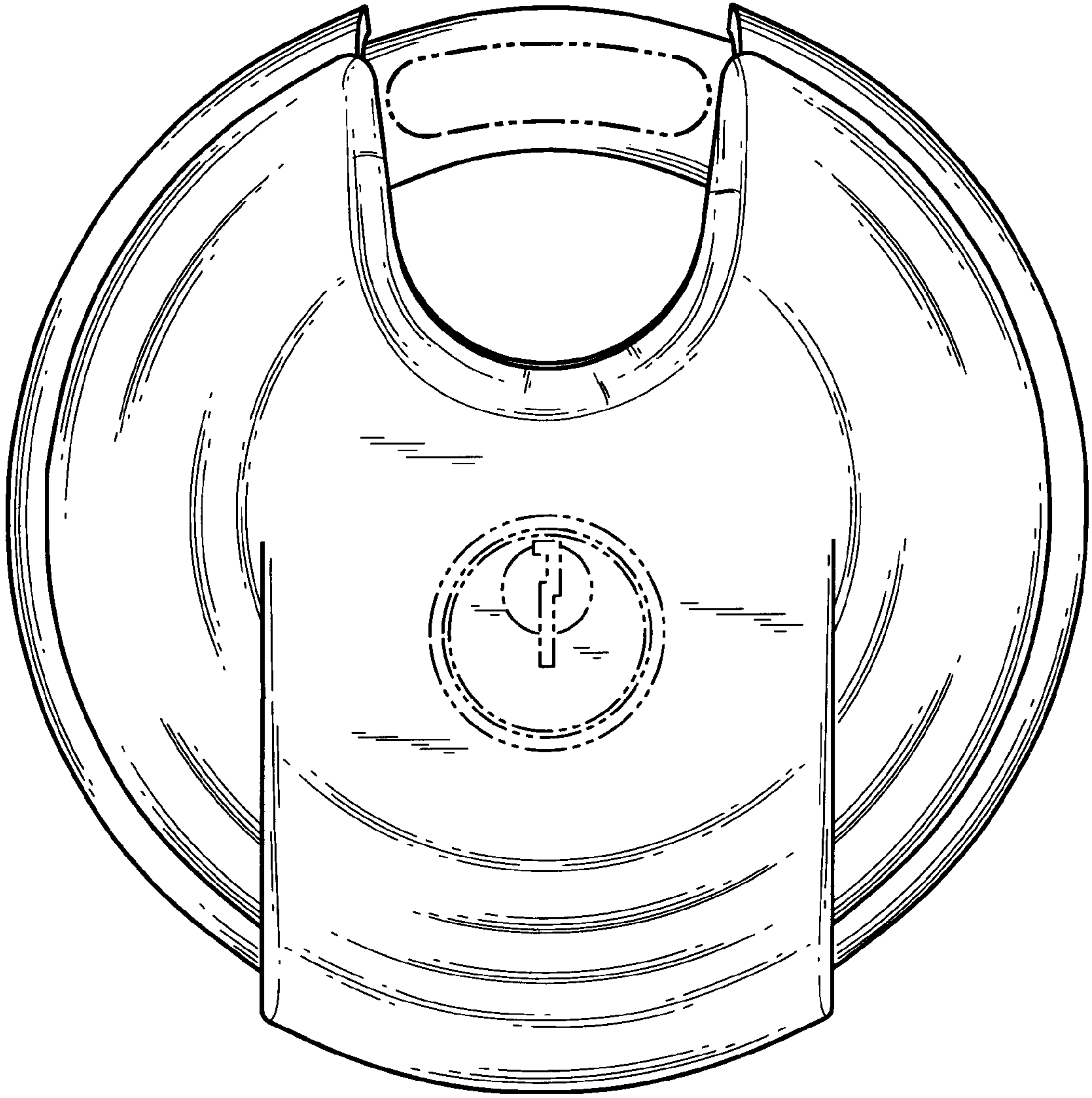


Fig. 2

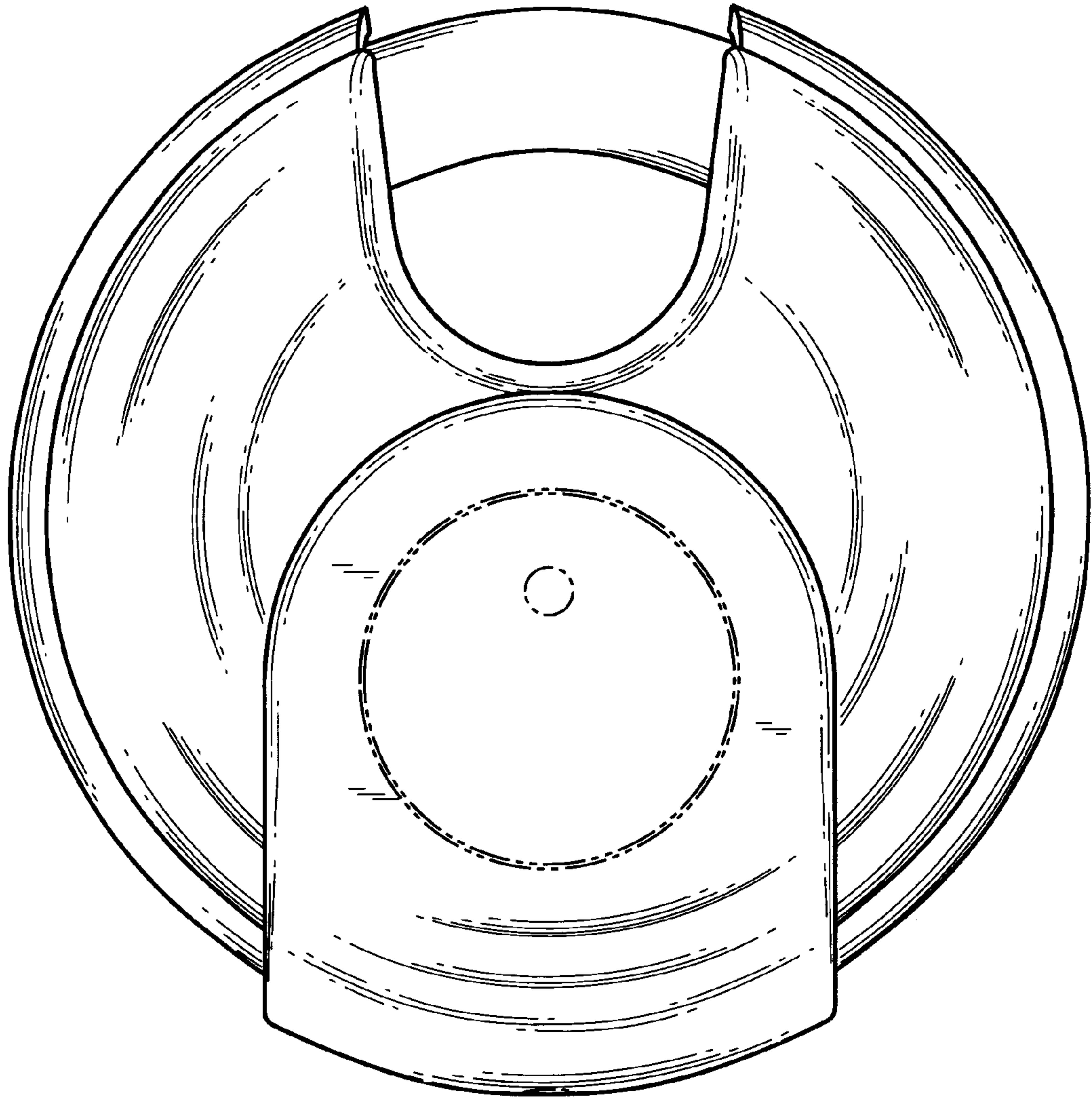


Fig. 3

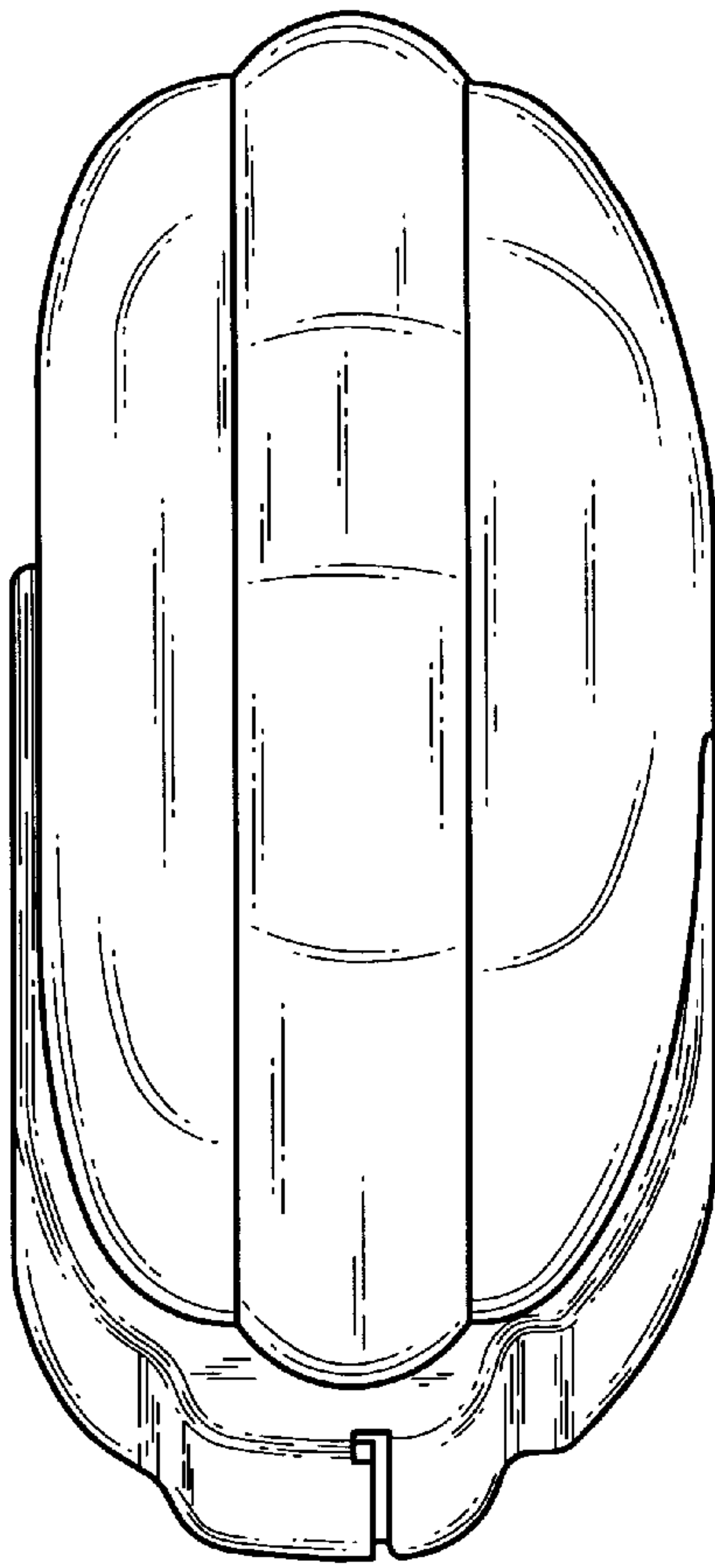


Fig. 4

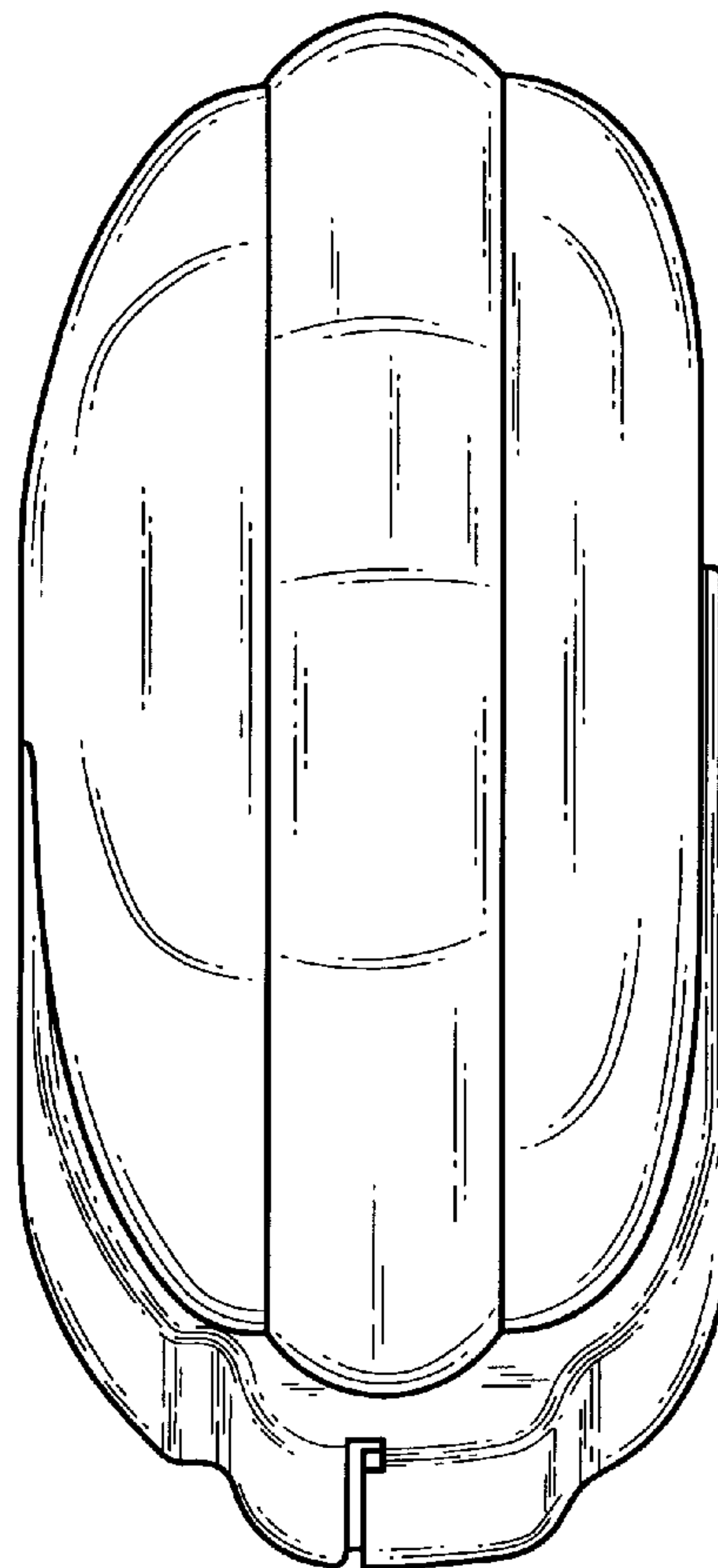


Fig. 5

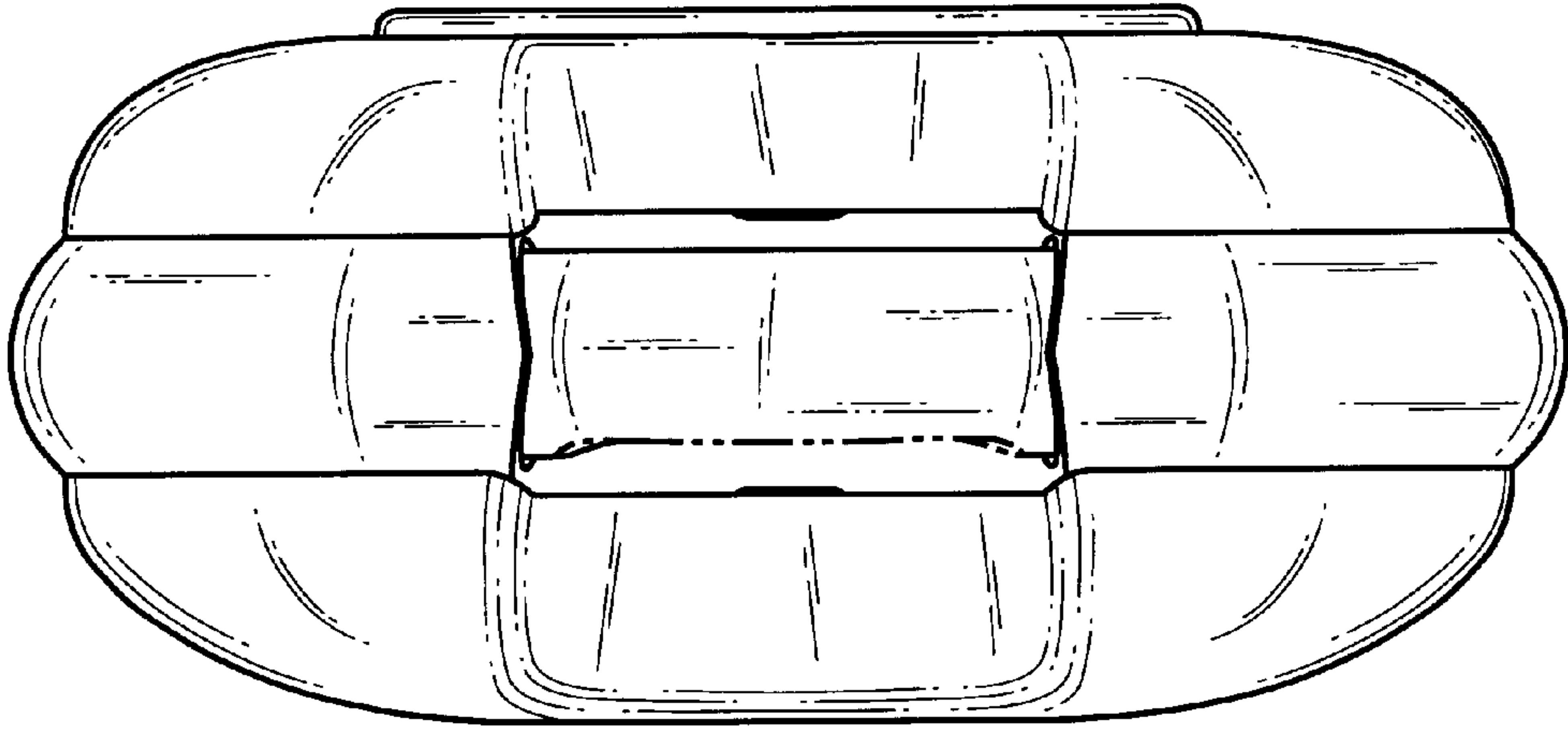


Fig. 6

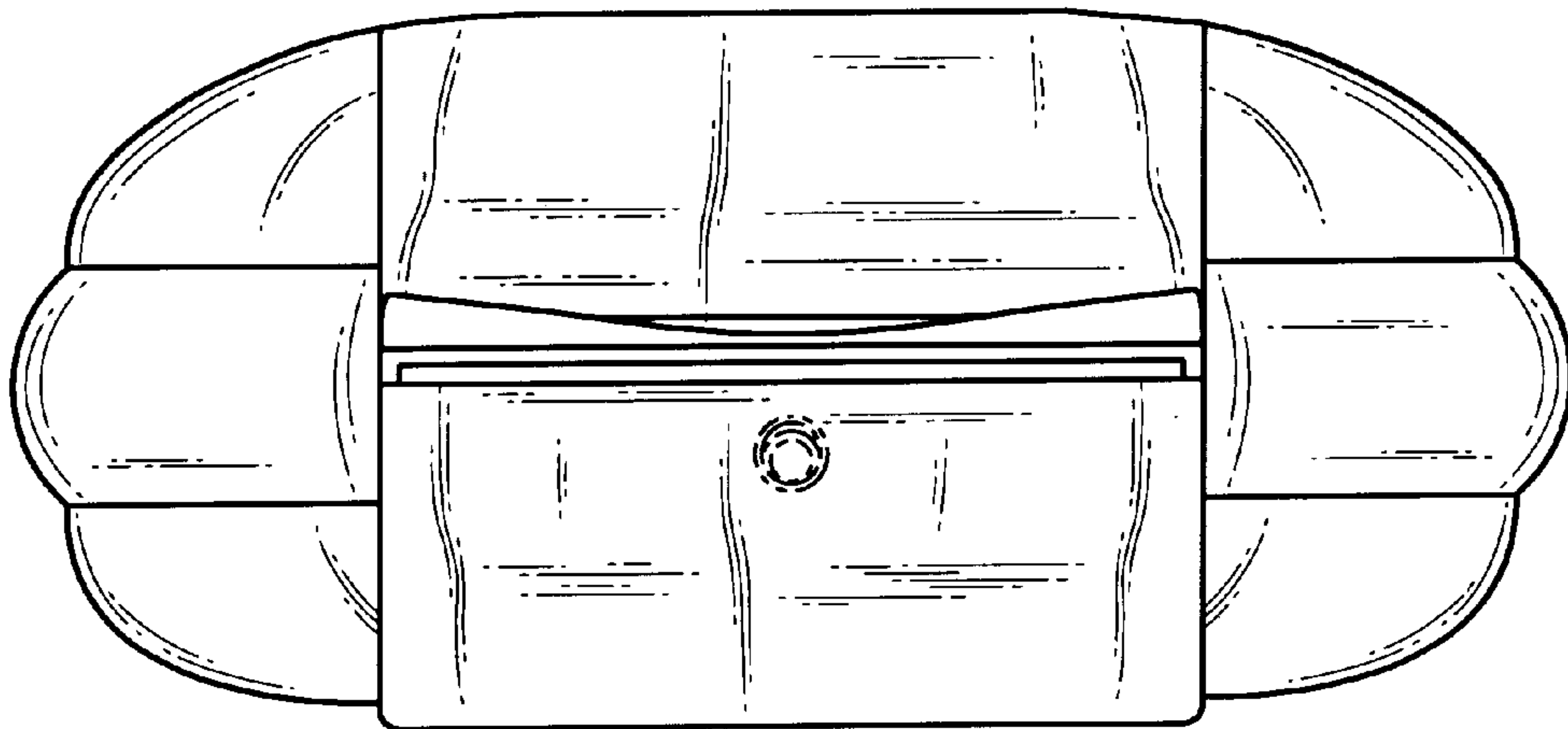


Fig. 7