



US00D439814S

(12) **United States Design Patent**  
**Yamane et al.**

(10) **Patent No.:** **US D439,814 S**

(45) **Date of Patent:** **\*\* Apr. 3, 2001**

(54) **CUTTER BLADE FOR REAPER MACHINE**

5,209,052 \* 5/1993 Carroll ..... 56/255  
5,343,681 \* 9/1994 De Jong ..... 56/255

(75) Inventors: **Yoshiro Yamane**, Akashi; **Kazuhiko Takemoto**; **Tadao Yashirodai**, both of Kakogawa, all of (JP)

(73) Assignee: **Kawasaki Jukogyo Kabushiki Kaisha**, Hyogo (JP)

(\*\*) Term: **14 Years**

(21) Appl. No.: **29/112,182**

(22) Filed: **Oct. 11, 1999**

(30) **Foreign Application Priority Data**

Apr. 21, 1999 (JP) ..... 11-10636

(51) **LOC (7) Cl.** ..... **08-01**

(52) **U.S. Cl.** ..... **D8/8; D8/1**

(58) **Field of Search** ..... D8/1, 7, 8; 30/346, 30/276; 56/DIG. 17, DIG. 20, 255, 295

(56) **References Cited**

**U.S. PATENT DOCUMENTS**

4,715,173 \* 12/1987 Anderson et al. .... 56/295  
4,736,573 \* 4/1988 Seck ..... 56/255

**OTHER PUBLICATIONS**

Japanese Provisional Publication No. 07095827 Dated Apr. 11, 1995 for Application No. 06003142 Filed Jan. 17, 1994 Entitled "Root-Cutter and Root-Cutting Blade for the Cutter" for Yamada Kogyo KK (Inventor Yamada Sakuji) Patent Abstracts of Japan (in Japanese and Abstract in English).

\* cited by examiner

*Primary Examiner*—Robin V. Taylor

(57) **CLAIM**

The ornamental design for a cutter blade for reaper machine, as shown and described.

**DESCRIPTION**

FIG. 1 is a bottom right perspective view of a cutter blade for a reaper machine illustrating our new design; FIG. 2 is a left elevational view; FIG. 3 is a front elevational view; FIG. 4 is a back elevational view; FIG. 5 is a top view; and, FIG. 6 is a bottom view.

**1 Claim, 2 Drawing Sheets**

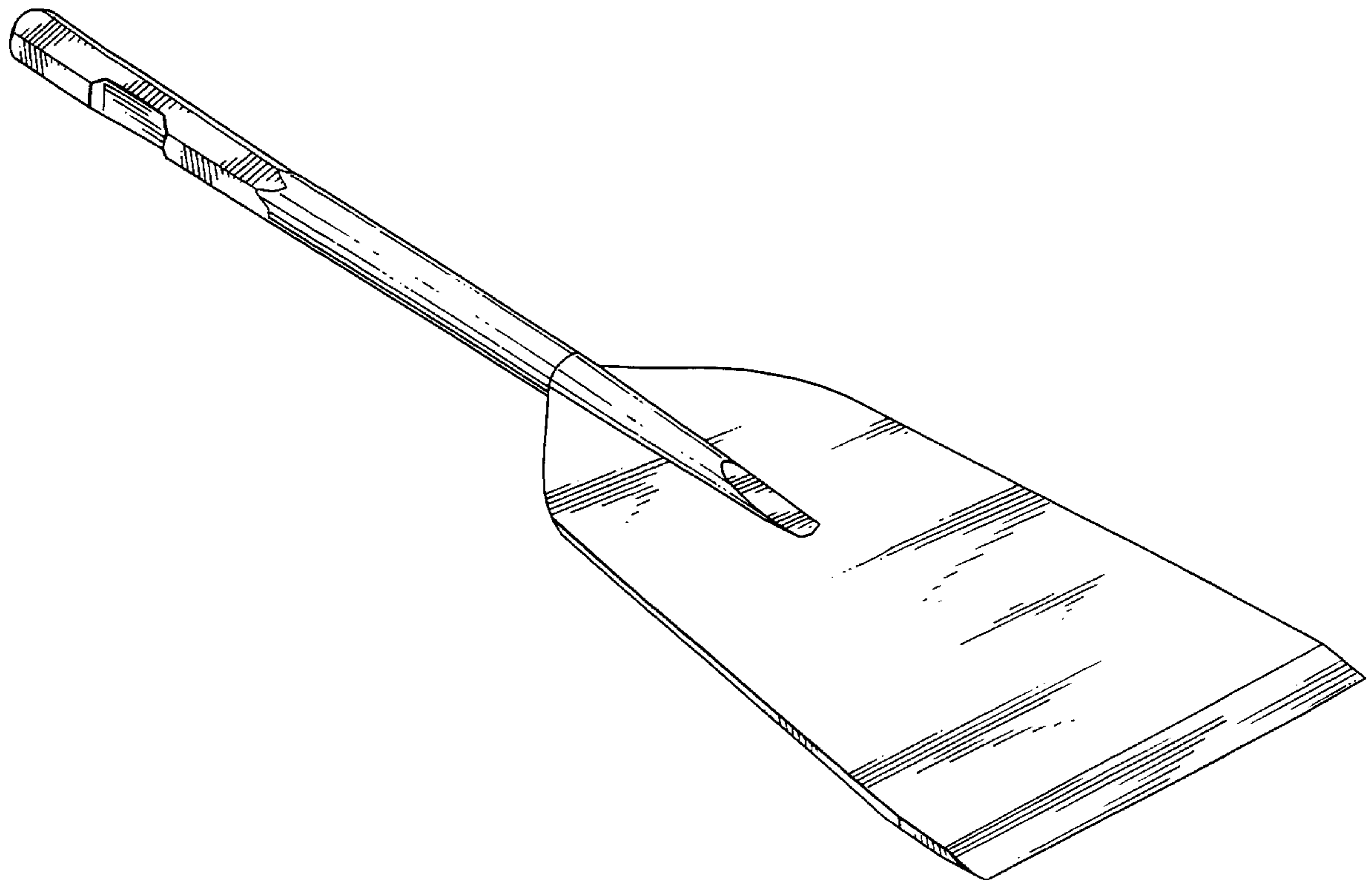
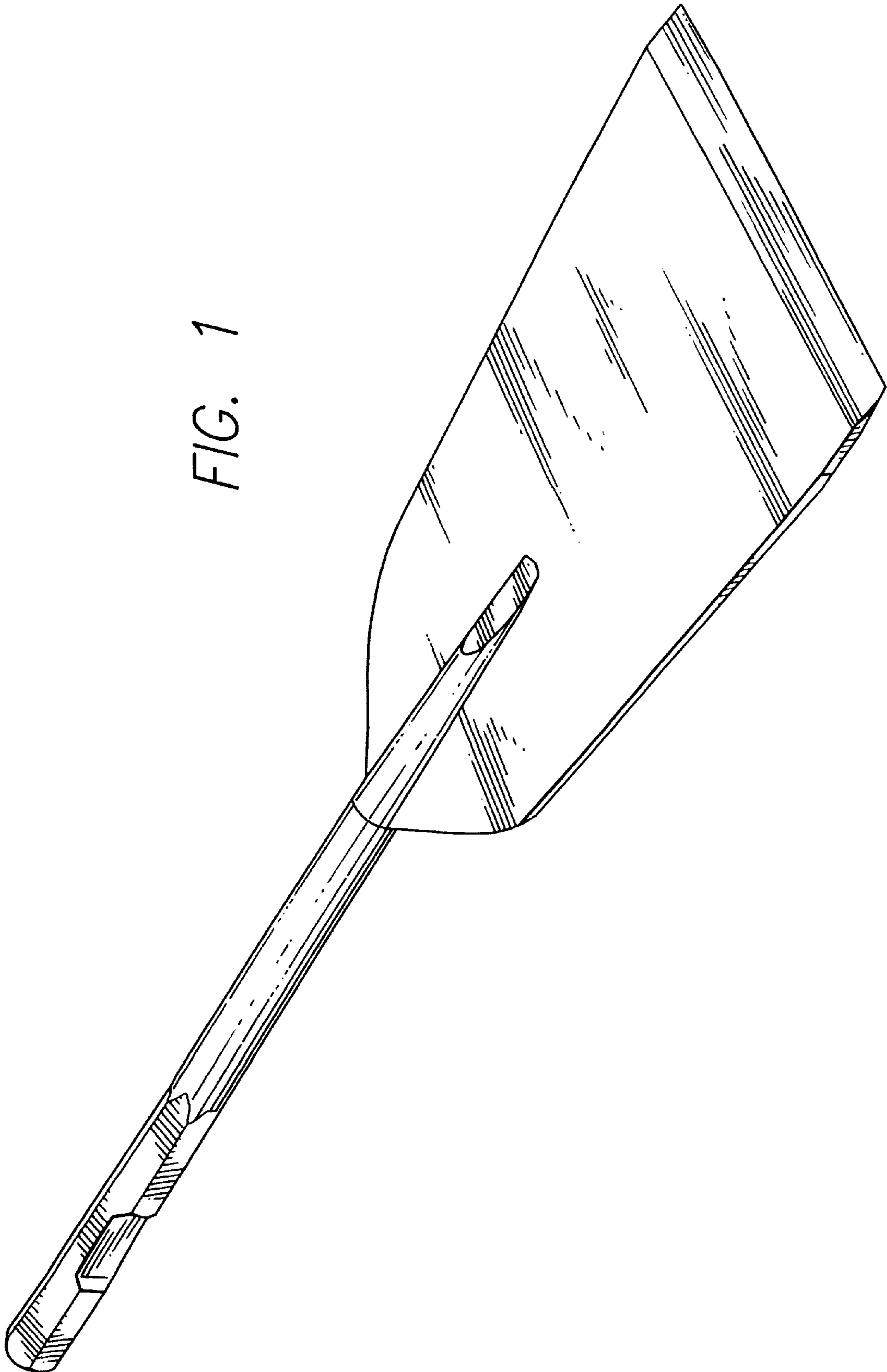


FIG. 1



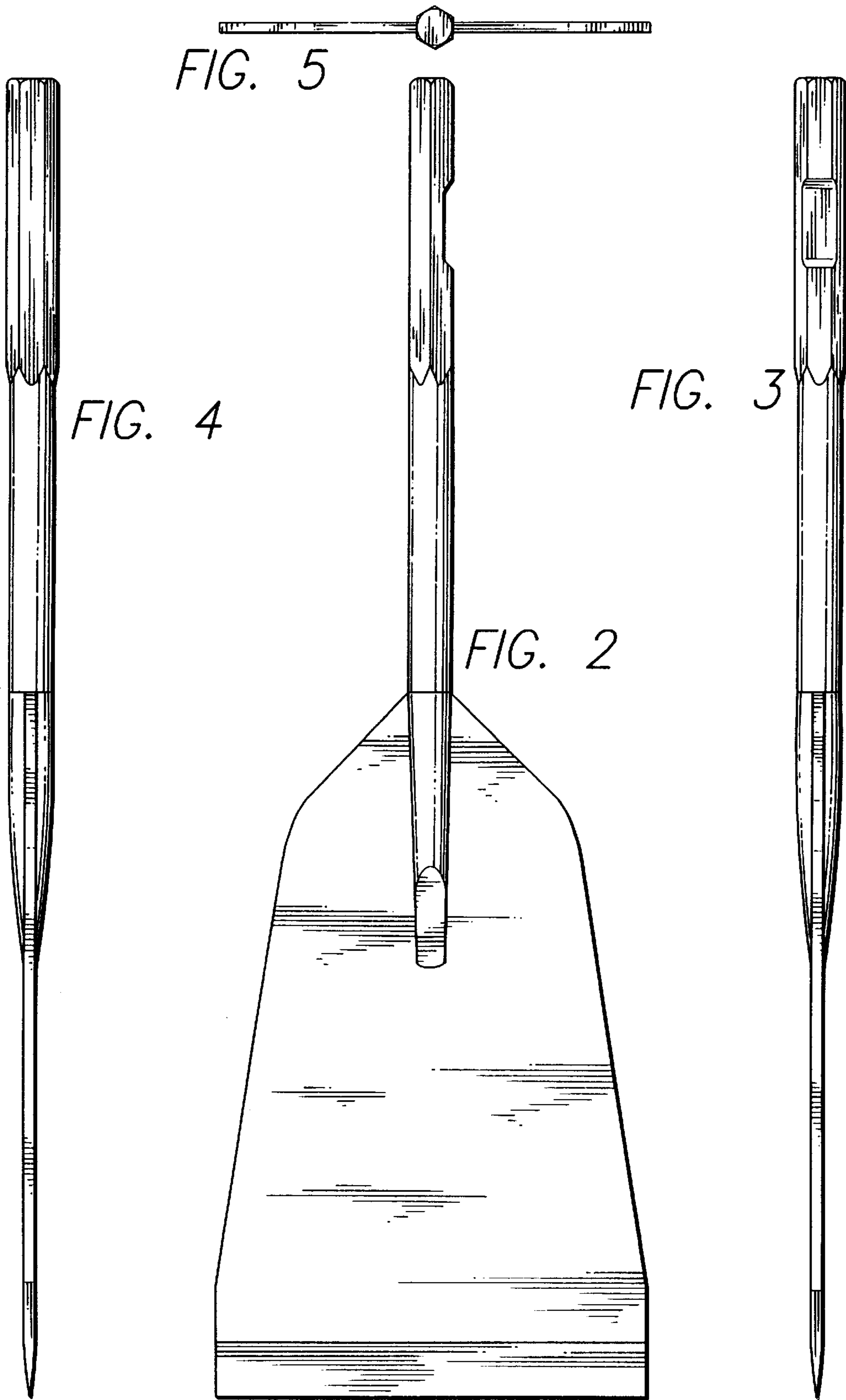


FIG. 5

FIG. 4

FIG. 3

FIG. 2

FIG. 6