



US00D439800S

(12) **United States Design Patent**
Gasparino et al.

(10) **Patent No.:** **US D439,800 S**

(45) **Date of Patent:** **** Apr. 3, 2001**

(54) **KITCHEN UTENSIL HANDLE**

(75) Inventors: **Joseph E. Gasparino; Bruce E. Ancona**, both of New York, NY (US)

(73) Assignee: **B. Via International Housewares, Inc.**, Franklin Park, IL (US)

(**) Term: **14 Years**

(21) Appl. No.: **29/110,726**

(22) Filed: **Sep. 10, 1999**

(51) **LOC (7) Cl.** **07-02**

(52) **U.S. Cl.** **D7/401.2**

(58) **Field of Search** D7/393-395, 401.2, D7/642, 645, 653, 662-664, 669, 682, 683, 688; D8/107; 16/110.1, 430, 431, 443; 30/322, 324; 220/752, 755

(56) **References Cited**

U.S. PATENT DOCUMENTS

D. 365,966	1/1996	Ancona	D7/401.2
D. 374,156	10/1996	Jagger	D7/663
D. 375,035	10/1996	Mangol	D8/107
D. 382,171	8/1997	Ancona et al.	D7/401.2
D. 383,034	9/1997	Ancona et al.	D7/393
D. 384,242	9/1997	Ancona et al.	D7/393
D. 401,473	11/1998	Swinford et al.	D7/395
D. 407,600	4/1999	LoGiudice	D7/395

D. 408,217	4/1999	LoGiudice	D7/401.2
D. 409,880	5/1999	Bergkvist et al.	D7/653
D. 424,368	* 5/2000	Rosenthal	D7/395
D. 427,848	* 7/2000	Gasparino et al.	D7/401.2
D. 427,849	* 7/2000	Gasparino et al.	D7/401.2
D. 427,850	* 7/2000	Gasparino et al.	D7/401.2

* cited by examiner

Primary Examiner—Caron D. Veynar

(74) *Attorney, Agent, or Firm*—Wolf, Greenfield & Sacks, P.C.

(57) **CLAIM**

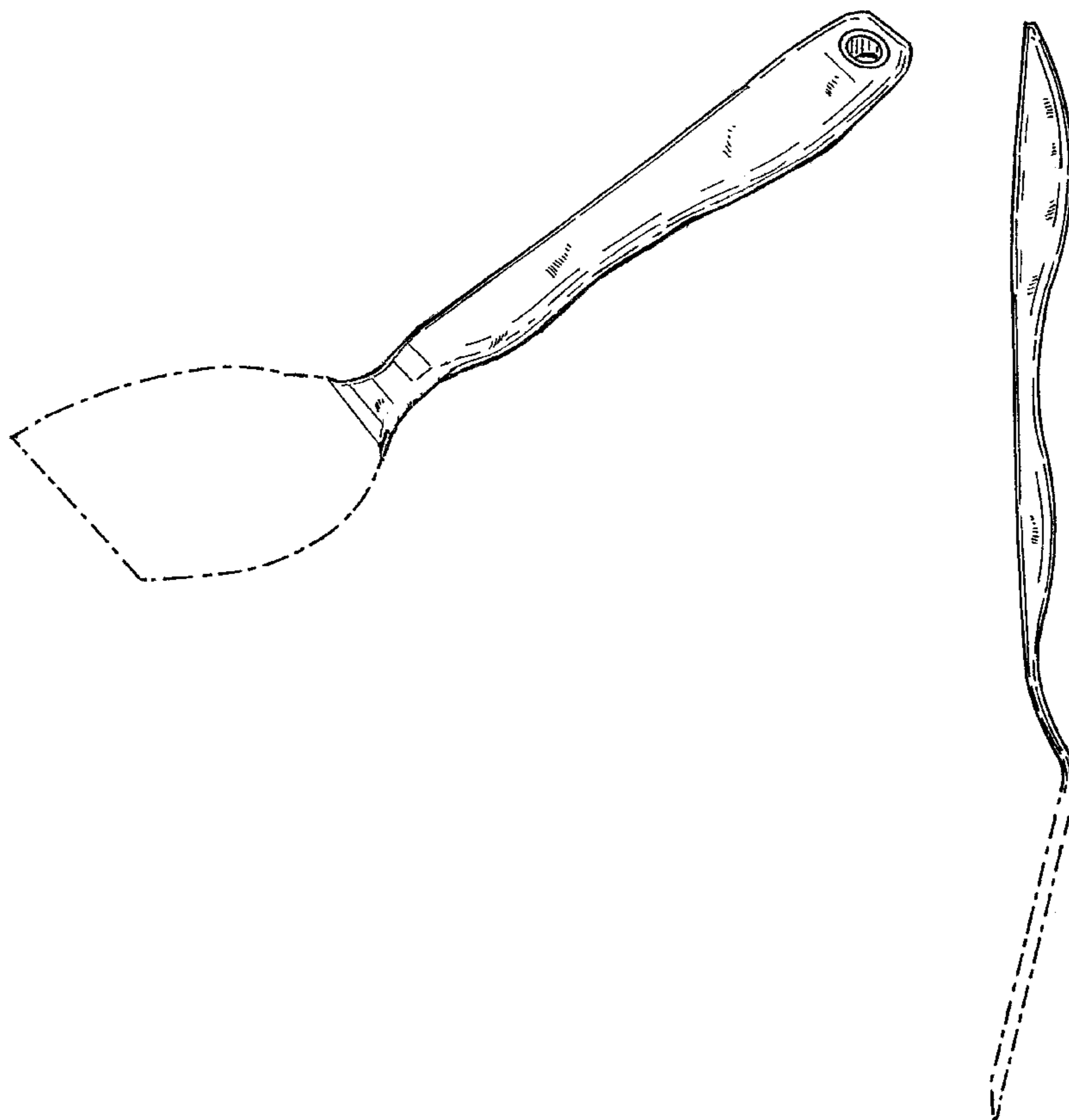
The ornamental design for a kitchen utensil handle, as shown and described.

DESCRIPTION

FIG. 1 is a side, top perspective view of the kitchen utensil handle showing our new design; FIG. 2 is a top view thereof; FIG. 3 is a bottom view thereof; FIG. 4 is a right side view thereof; FIG. 5 is a left side view thereof; FIG. 6 is a front view thereof; and, FIG. 7 is a rear view thereof.

The broken line showing of a spatula in FIGS. 1-7 is for illustrative purposes only and forms no part of the claimed design.

1 Claim, 3 Drawing Sheets



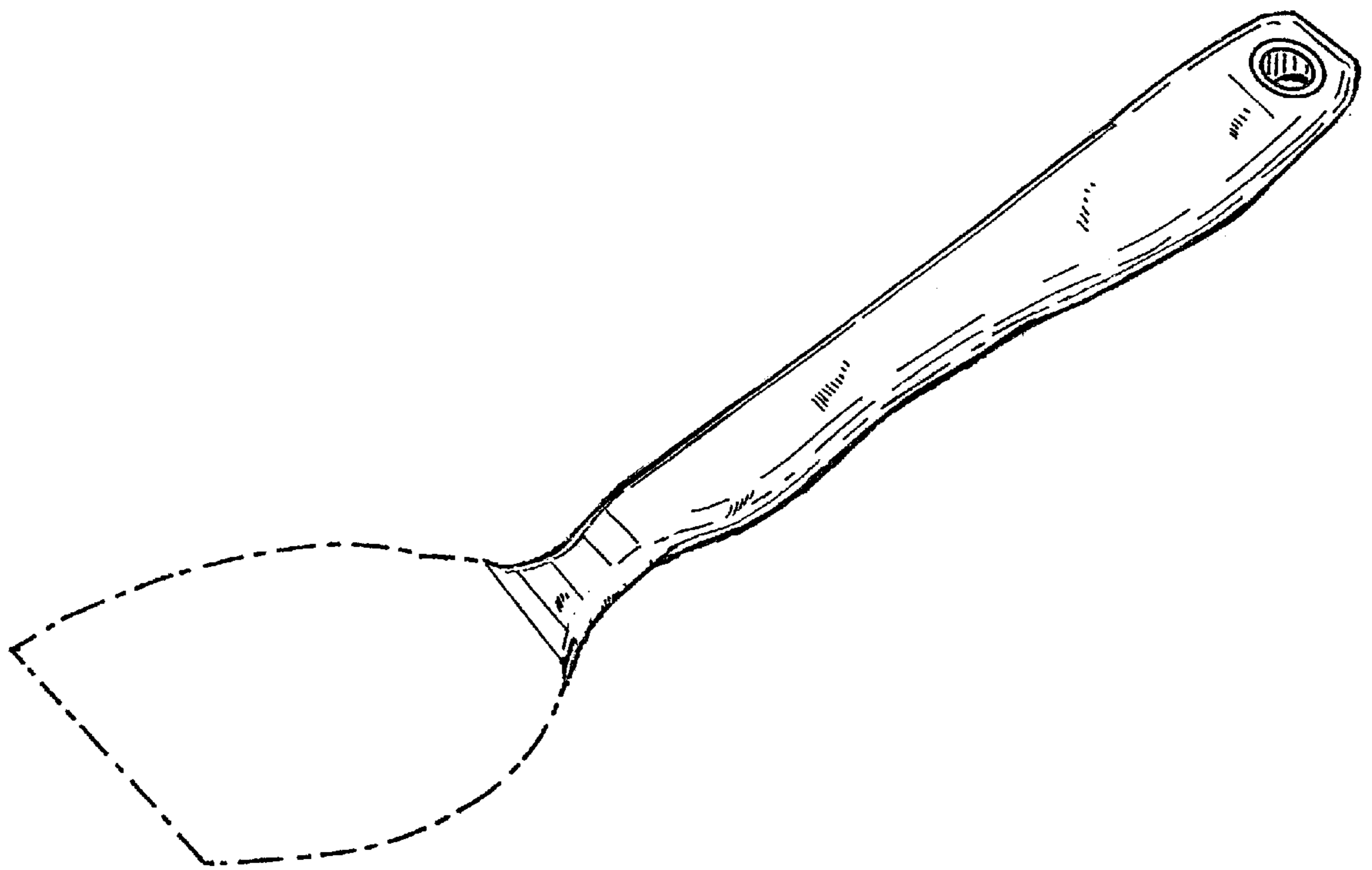


Fig. 1

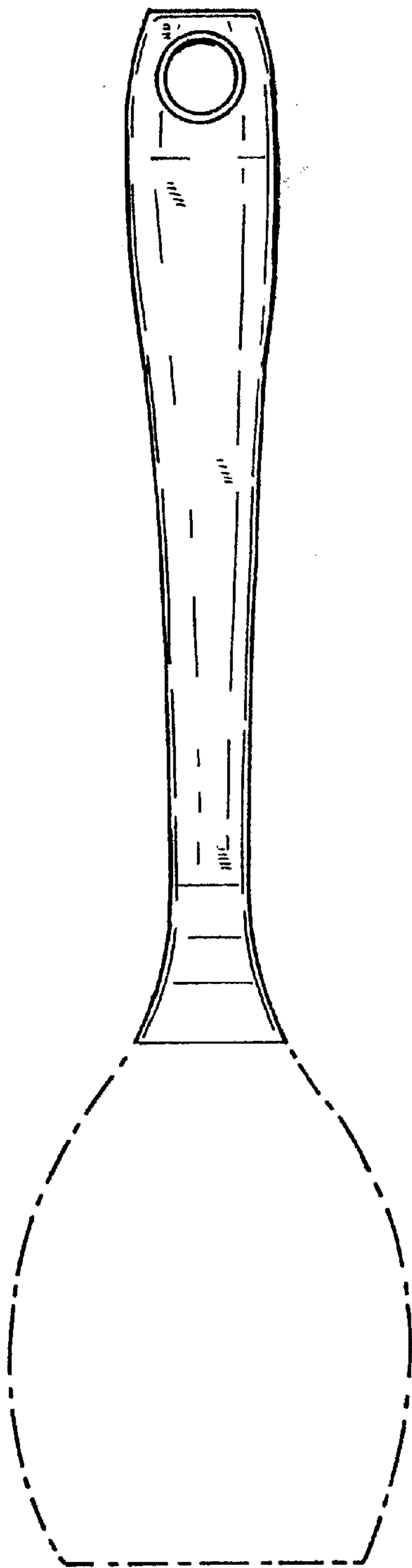


Fig. 2

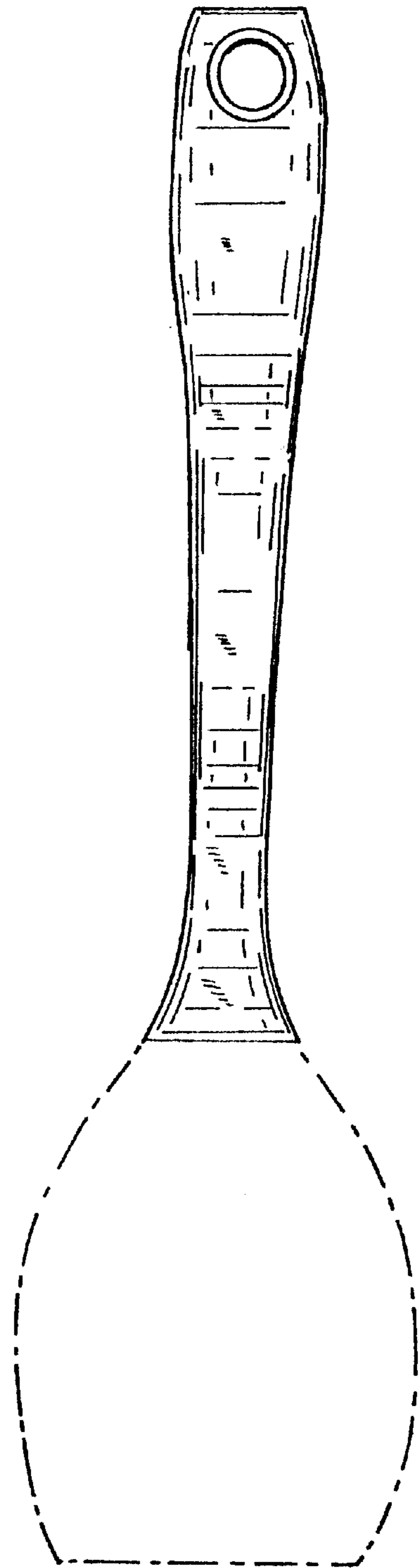


Fig. 3

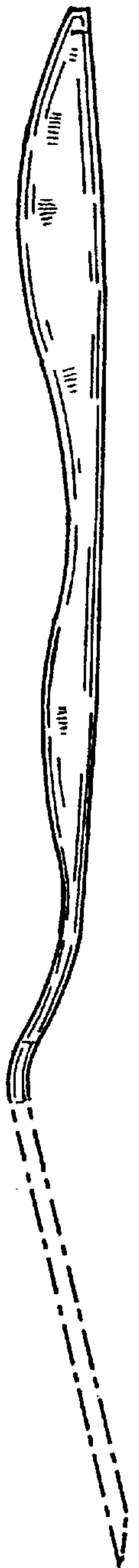


Fig. 4

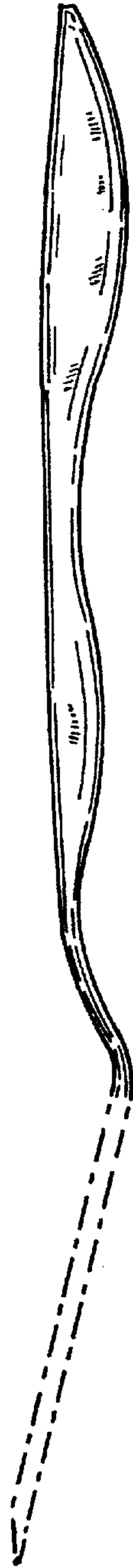


Fig. 5

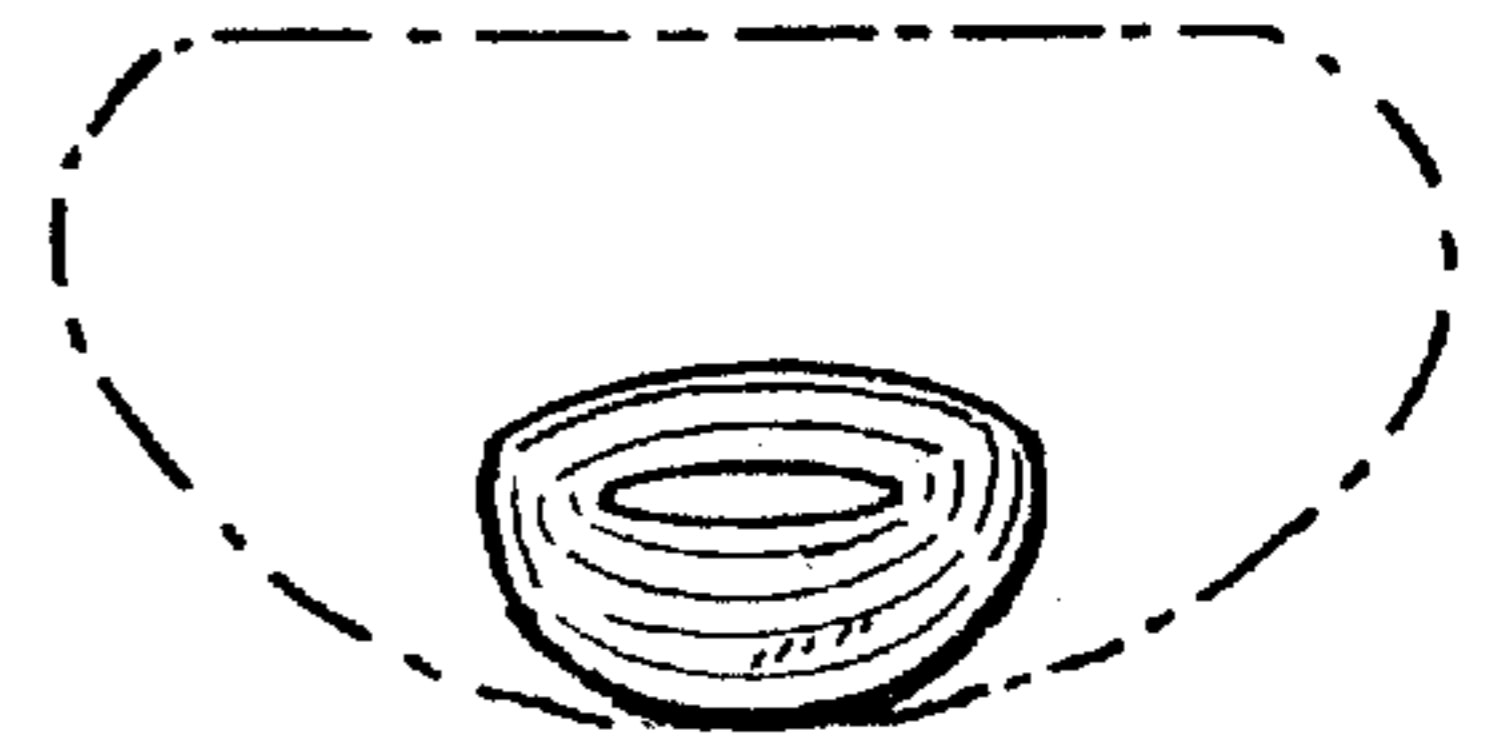


Fig. 6




Fig. 7