



US00D439795S

(12) **United States Design Patent**
Ivanouskas

(10) **Patent No.:** **US D439,795 S**

(45) **Date of Patent:** **** Apr. 3, 2001**

(54) **CORNER UNIT MICROWAVE OVEN**

(76) Inventor: **Vytas A. Ivanouskas**, 422 Mahogany Ave., Key Largo, FL (US) 33037

(**) Term: **14 Years**

(21) Appl. No.: **29/130,008**

(22) Filed: **Sep. 25, 2000**

(51) **LOC (7) Cl.** **07-02**

(52) **U.S. Cl.** **D7/351**

(58) **Field of Search** D7/350.1, 350.2, D7/350.3, 350.4, 351, 402, 405, 323; 126/273 R, 273 A, 275 R, 275 E, 19 M, 21 A, 21 R; 219/678, 680, 756-758

(56) **References Cited**

U.S. PATENT DOCUMENTS

- D. 239,246 * 3/1976 Kawata D7/351
- D. 413,758 * 9/1999 Hessen et al. D7/351

- D. 431,957 * 10/2000 Taira D7/351
- D. 433,268 * 11/2000 Taira D7/351
- 4,506,652 * 3/1985 Baker et al. 126/21 A

* cited by examiner

Primary Examiner—Ruth McInroy

(57) **CLAIM**

The ornamental design for a corner unit microwave oven, as shown and described.

DESCRIPTION

FIG. 1 is a front perspective view of a corner unit microwave oven showing my new design; FIG. 2 is a rear elevational view thereof; and, FIG. 3 is a left side elevational view thereof, the right side being a mirror image. The electric cord shown broken away in FIGS. 2 and 3 is understood to represent indeterminate length.

1 Claim, 1 Drawing Sheet




FIG. 1




FIG. 2

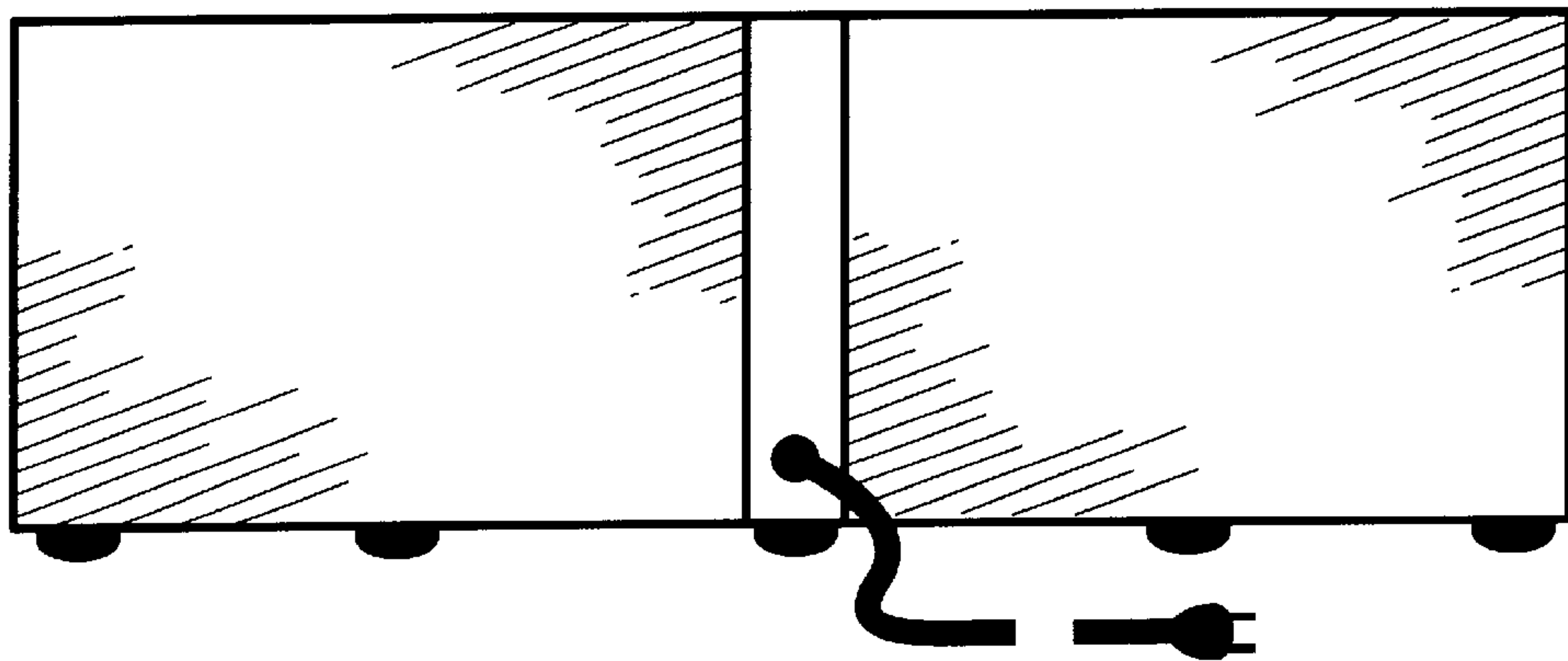


FIG. 3

