



US00D439778S

(12) **United States Design Patent**
Gumbs

(10) **Patent No.: US D439,778 S**

(45) **Date of Patent: ** Apr. 3, 2001**

(54) **SHEET DISPENSING FIGURE**

(76) Inventor: **Ronald A. Gumbs**, 524E W. Marshall
St., West Chester, PA (US) 19380

(**) Term: **14 Years**

(21) Appl. No.: **29/119,626**

(22) Filed: **Mar. 6, 2000**

Related U.S. Application Data

(63) Continuation of application No. 29/110,806, filed on Sep.
13, 1999, now abandoned.

(51) **LOC (7) Cl. 20-02**

(52) **U.S. Cl. D6/518; D21/625; D21/630**

(58) **Field of Search D6/515, 518, 519,**
D6/522, 523; 206/389, 391, 822; 221/33,
282, 284; D11/131, 160; D21/576, 621,
625, 630, 633

(56) **References Cited**

U.S. PATENT DOCUMENTS

D. 314,107 * 1/1991 Lewis et al. D6/518

D. 323,948 * 2/1992 Cooper D6/518

* cited by examiner

Primary Examiner—Brian N. Vinson

(74) *Attorney, Agent, or Firm*—Dann, Dorfman, Herrell
and Skillman; Kathleen D. Rigaut

(57) **CLAIM**

The ornamental design for a sheet dispensing figure, as
shown.

DESCRIPTION

FIG. 1 is a frontal view of a sheet dispensing figure
embodying my invention.


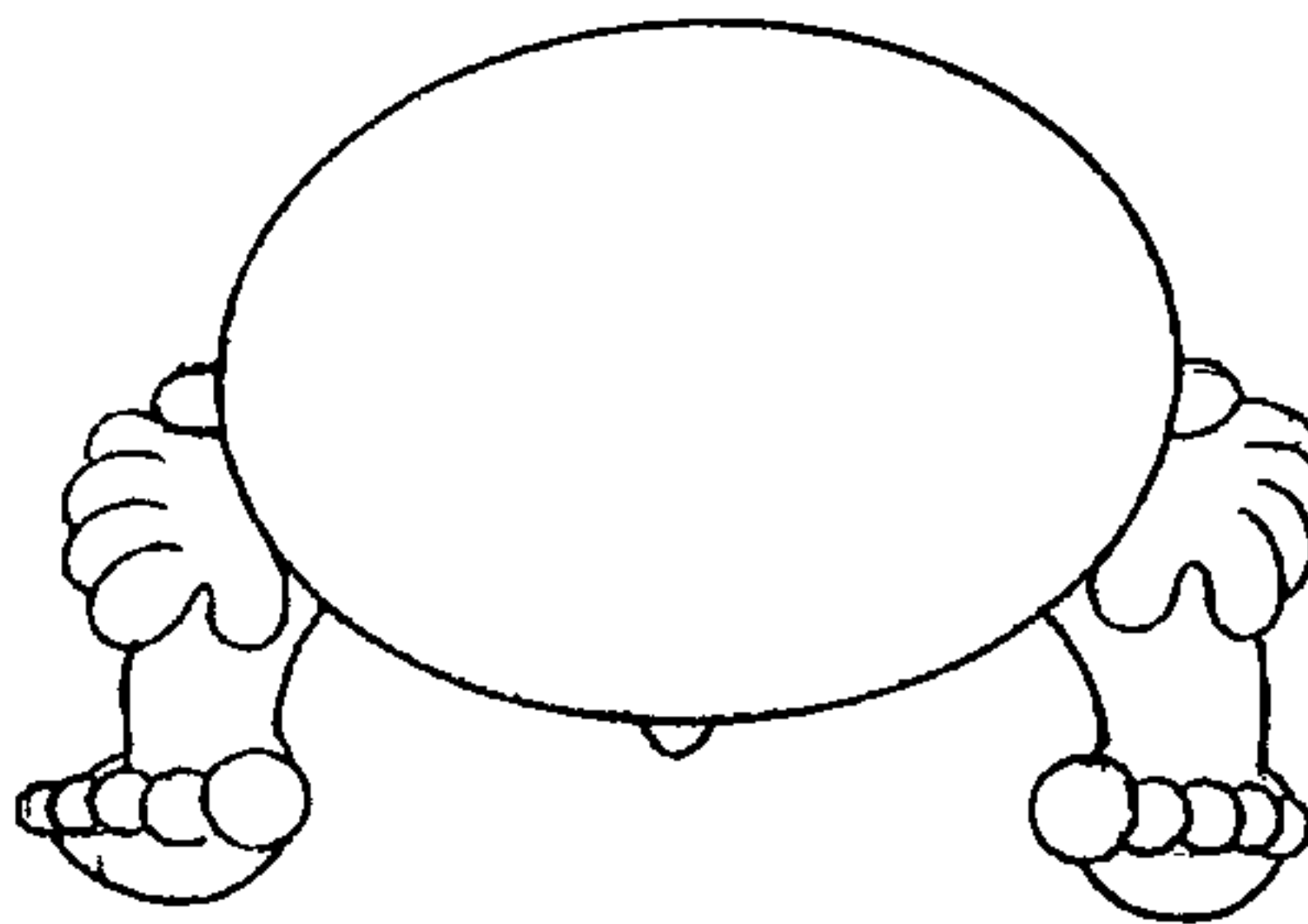

FIG. 2 is a rear view of the sheet dispensing figure shown in
FIG. 1 and embodying my invention.

FIG. 3 is a bottom view of the sheet dispensing figure shown
in FIGS. 1 and 2 and embodying my invention.

FIG. 4 is a top view of the sheet dispensing figure shown in
FIGS. 1 through 3 and embodying my invention; and,

FIG. 5 is a right side view of a sheet dispensing figure as
shown in FIGS. 1 through 4 and embodying my invention.

1 Claim, 3 Drawing Sheets






Figure 1




Figure 2

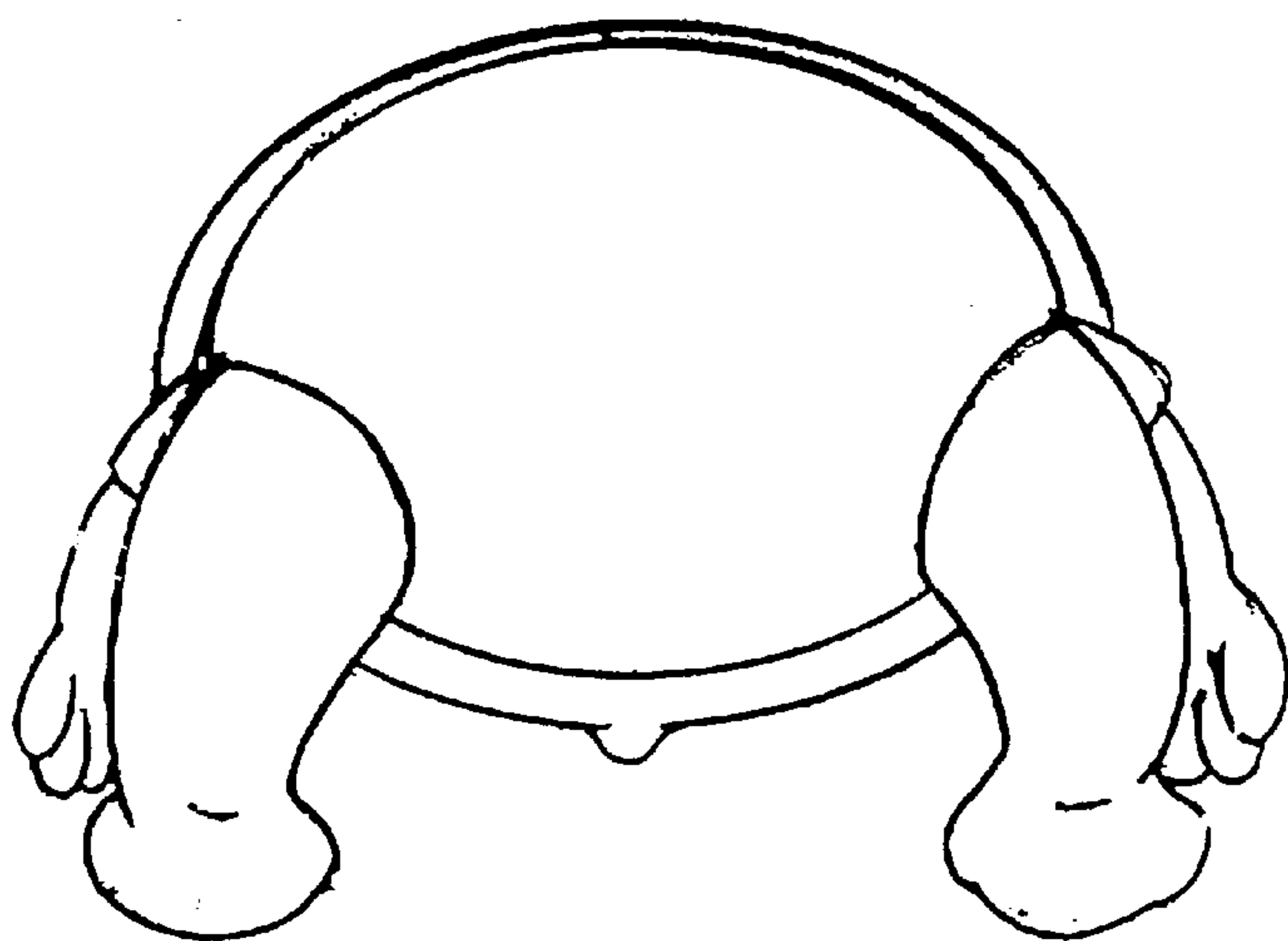
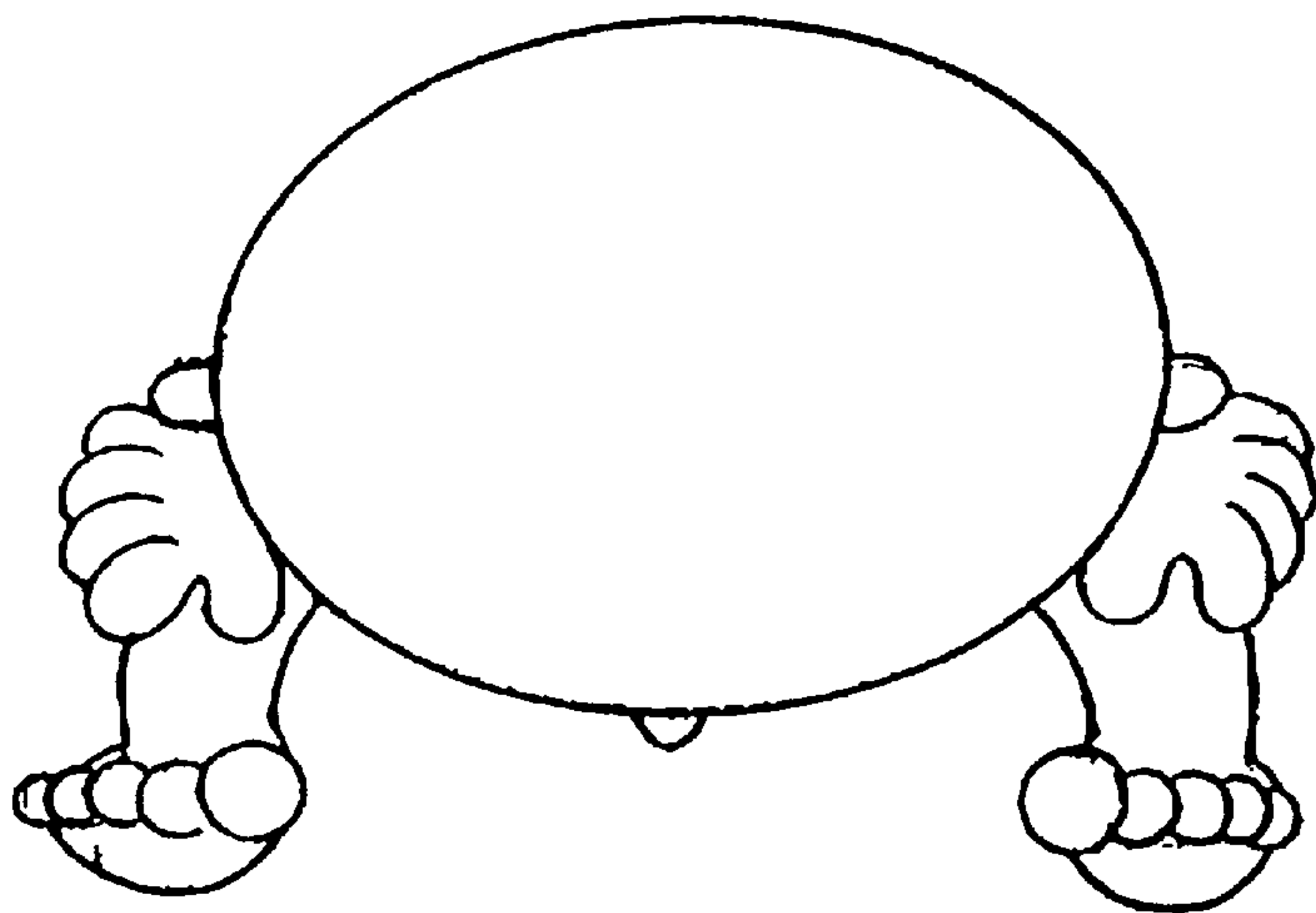


Figure 3

Figure 4






Figure 5