



US00D439771S

(12) **United States Design Patent**  
**McKeone et al.**

(10) **Patent No.:** **US D439,771 S**

(45) **Date of Patent:** **\*\* Apr. 3, 2001**

(54) **STAND**

(75) Inventors: **William C. McKeone; Anna-Pia K. Slothower**, both of Sheboygan, WI (US)

(73) Assignee: **Kohler Co.**, Kohler, WI (US)

(\*\*) Term: **14 Years**

(21) Appl. No.: **29/121,402**

(22) Filed: **Apr. 6, 2000**

(51) **LOC (7) Cl.** ..... **06-06**

(52) **U.S. Cl.** ..... **D6/495; D6/403**

(58) **Field of Search** ..... D6/480-489, 495-499, D6/451, 403; 108/151, 153.1, 156, 157.1, 161; 248/188, 188.1, 188.7

(56) **References Cited**

**U.S. PATENT DOCUMENTS**

D. 64,722	*	5/1924	Burlin	.....	D6/495
D. 68,747	*	11/1925	Waler	.....	D6/489
D. 78,527	*	5/1929	Marshak	.....	D6/403
D. 369,704	*	5/1996	Rinaldi	.....	D6/495

**OTHER PUBLICATIONS**

Undated catalog ad, supplier unknown, showing a "2158" iron table.

Undated Baker catalog ad showing iron tables.

\* cited by examiner

*Primary Examiner*—Janice E. Seeger

(74) *Attorney, Agent, or Firm*—Quarles & Brady LLP

(57) **CLAIM**

The ornamental design for a stand, as shown and described.

**DESCRIPTION**

In a preferred embodiment, the nature of this product is as a pedestal primarily useful for mounting a plumbing fixture such as a lavatory.

FIG. 1 is a left, top, front perspective view of a stand embodying our new design;


FIG. 2 is a front elevational view thereof;

FIG. 3 is a left side elevational view thereof, the right side elevational view being a mirror image of the left side shown;

FIG. 4 is a rear elevational view thereof; and,

FIG. 5 is a top plan view thereof.

**1 Claim, 5 Drawing Sheets**






FIG. 1

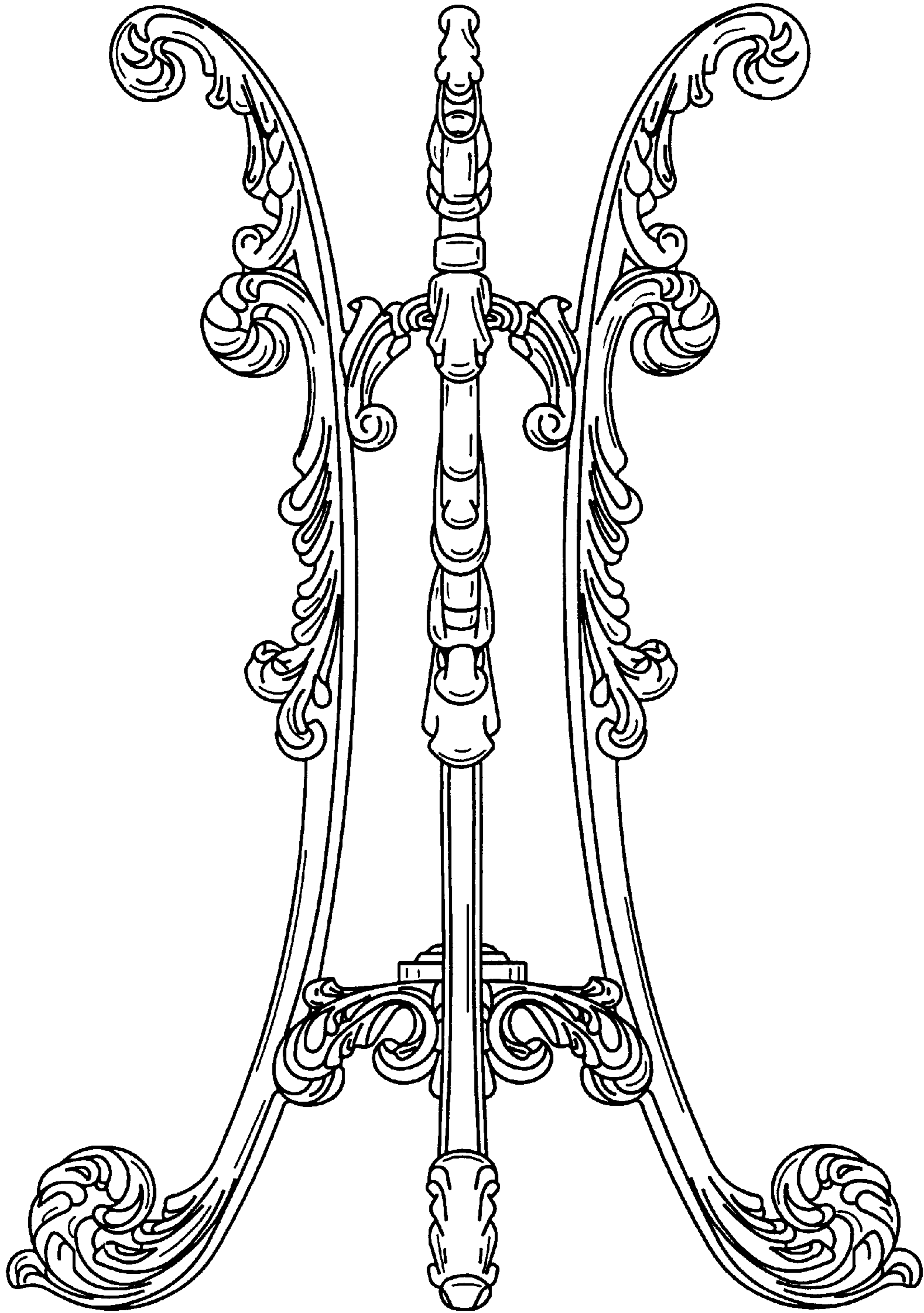


FIG. 2




FIG. 3




FIG. 4

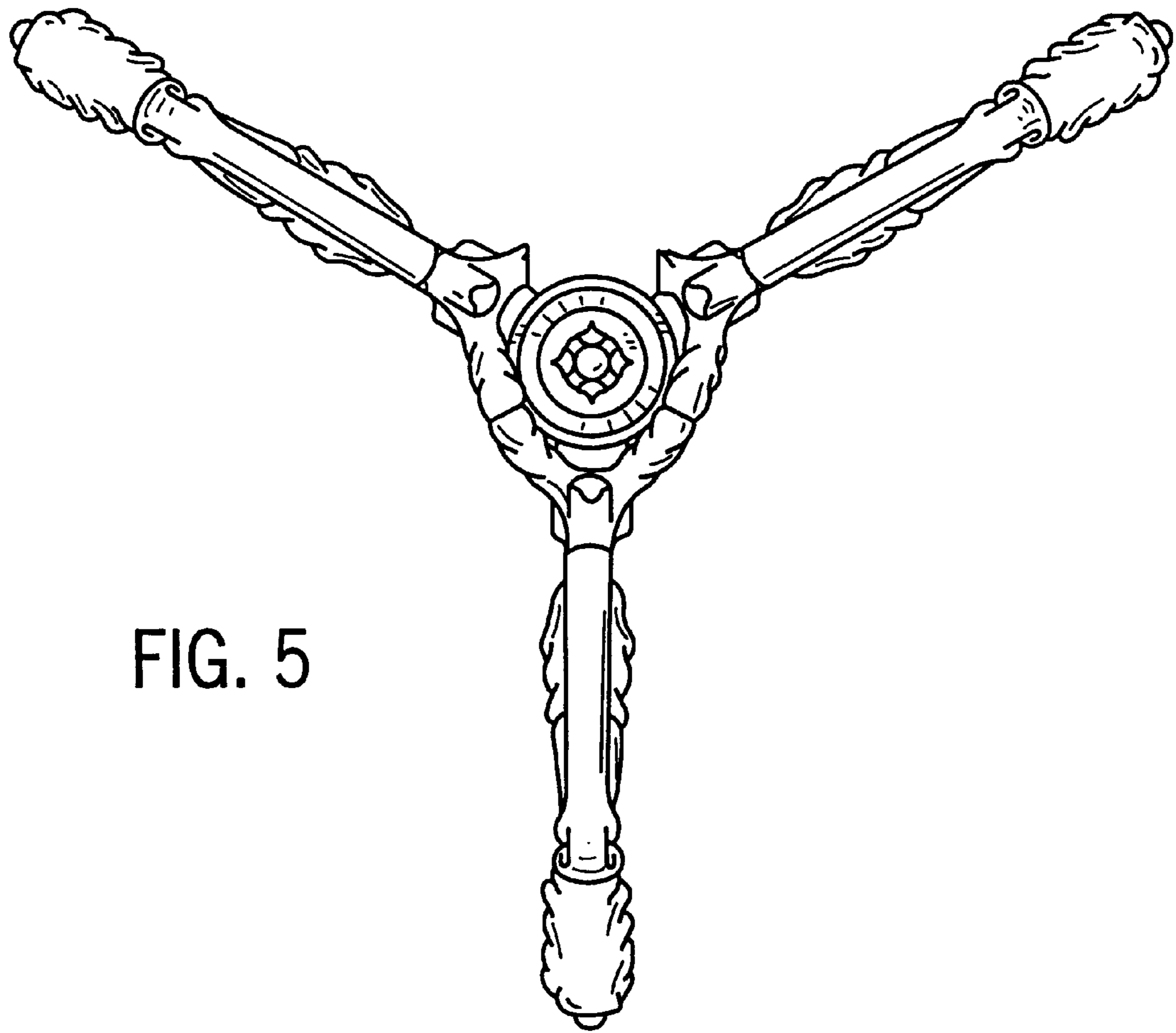


FIG. 5