



US00D439766S

(12) **United States Design Patent**
Winter

(10) **Patent No.:** **US D439,766 S**

(45) **Date of Patent:** **** Apr. 3, 2001**

(54) **SPACESAVER CABINET**

(75) Inventor: **Paul H. Winter**, Newark, DE (US)

(73) Assignee: **Zenith Products Corp.**, New Castle, DE (US)

(**) Term: **14 Years**

(21) Appl. No.: **29/124,858**

(22) Filed: **Jun. 13, 2000**

(51) **LOC (7) Cl.** **06-04**

(52) **U.S. Cl.** **D6/446; D6/436**

(58) **Field of Search** D6/432, 436, 437,
D6/438, 439, 441, 445, 446, 448, 559,
560, 561; 312/107, 114, 198, 199, 204

(56) **References Cited**

U.S. PATENT DOCUMENTS

- D. 339,699 * 9/1993 Martinez Sr. D6/445
- D. 347,748 * 6/1994 Korch et al. D6/436
- D. 426,981 * 6/2000 Winter et al. D6/436
- D. 428,558 * 7/2000 Winter et al. D6/436

OTHER PUBLICATIONS

JC Penney Catalog, "A" Spacesaver Cabinet, p. 1092, Fall/Wint. '97.*

* cited by examiner

Primary Examiner—Cathron Brooks

(74) *Attorney, Agent, or Firm*—Edgar A. Zarins; Lloyd D. Doigan

(57) **CLAIM**

The ornamental design for a spacesaver cabinet, as shown and described.

DESCRIPTION

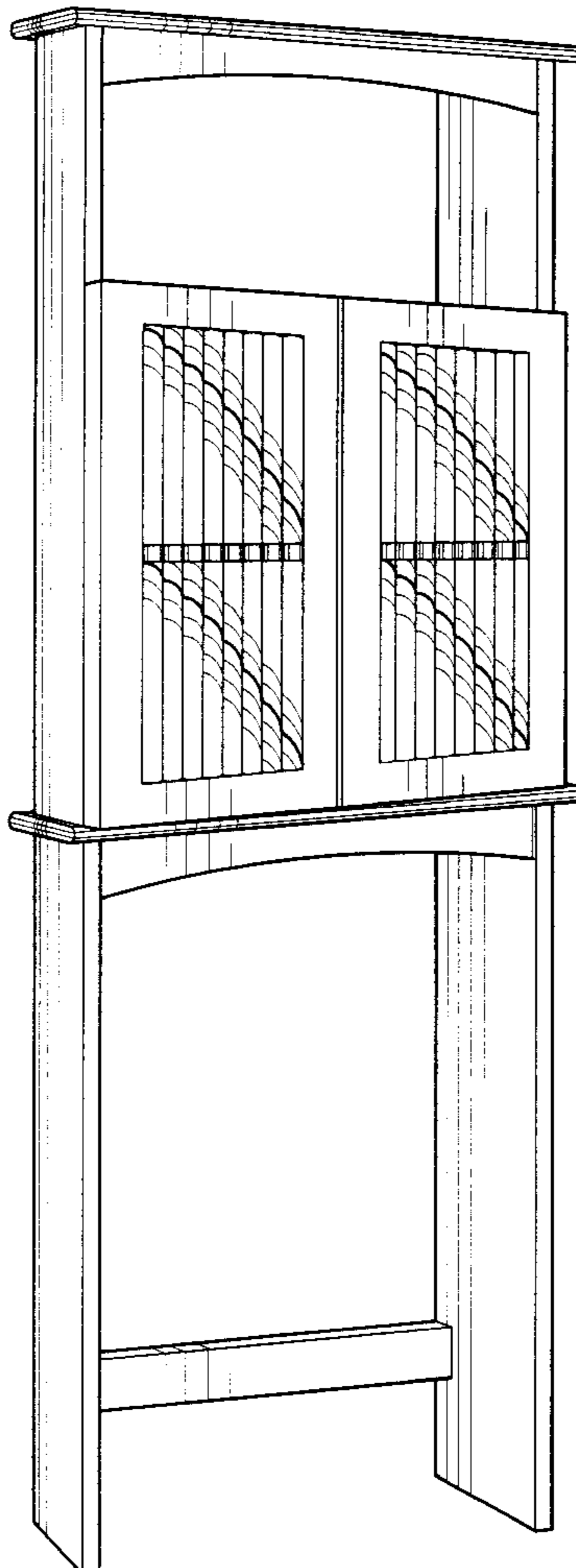
FIG. 1 is a perspective view of a spacesaver cabinet showing my new design;

FIG. 2 is a front elevational view thereof;

FIG. 3 is a top plan view thereof; and,

FIG. 4 is a left side view thereof, the opposite side being a mirror image of the side shown.

1 Claim, 2 Drawing Sheets



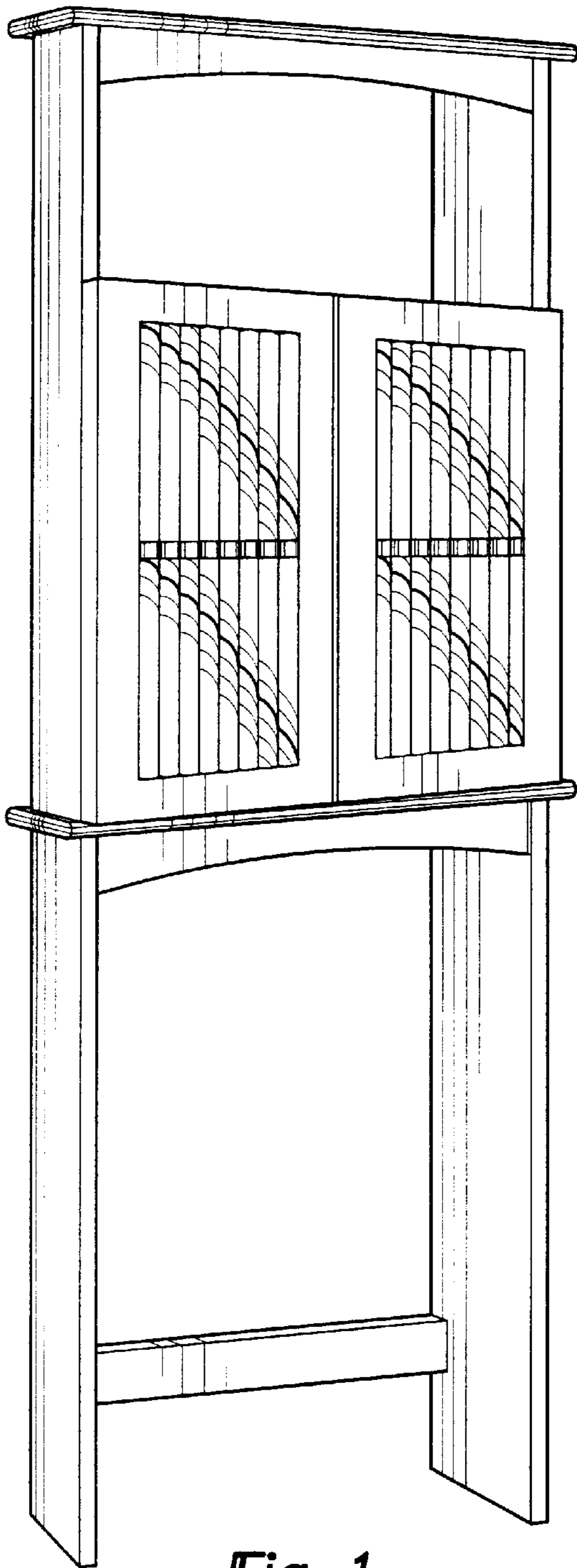


Fig-1




Fig-2




Fig-3

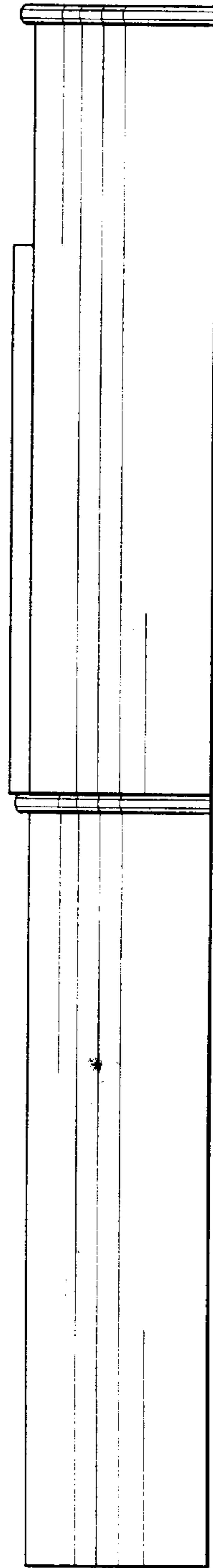


Fig-4