



US00D439765S

(12) **United States Design Patent**
Mathieu et al.

(10) **Patent No.:** **US D439,765 S**

(45) **Date of Patent:** **** Apr. 3, 2001**

(54) **CABINET**

(75) Inventors: **Paul Mathieu**, Aix-en-Provence (FR);
Sherri Donghia; **Thomas Fuchs**, both
of New York, NY (US); **Masaru**
Suzuki, Brooklyn, NY (US); **Jennifer**
Hutton, West Islip, NY (US)

(73) Assignee: **Donghia Furniture/Textiles Ltd.**, New
York, NY (US)

(**) Term: **14 Years**

(21) Appl. No.: **29/120,175**

(22) Filed: **Mar. 15, 2000**

(51) **LOC (7) Cl.** **06-04**

(52) **U.S. Cl.** **D6/446**

(58) **Field of Search** D6/432-448; 312/204

(56) **References Cited**

U.S. PATENT DOCUMENTS

D. 223,373 * 4/1972 Elvestad D6/440

D. 412,628 * 8/1999 Lewis D6/441

OTHER PUBLICATIONS

Willow and Reed, *Commode #192*, p. 52, 1970.*

Thomasville oyster Bay Bedroom, *Nightstand*, p. 9, date
unknown.*

* cited by examiner

Primary Examiner—Cathron Brooks

(74) *Attorney, Agent, or Firm*—Heslin & Rothenberg, P.C.

(57) **CLAIM**

The ornamental design for the cabinet, as shown and
described.

DESCRIPTION

FIG. 1 is a perspective view of the cabinet comprising our
new design;

FIG. 2 is a top plan view thereof;

FIG. 3 is a front elevational view thereof;





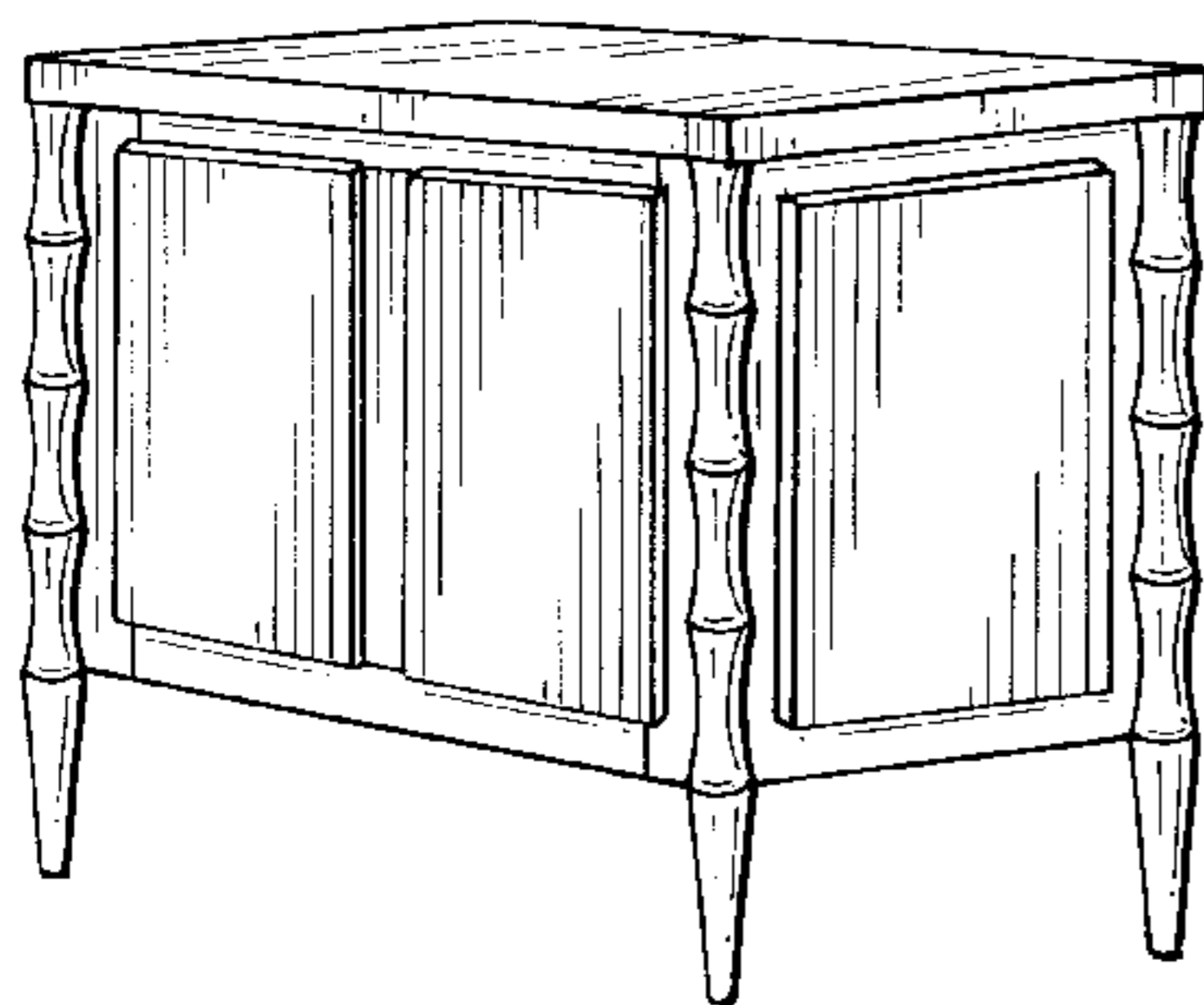
FIG. 4 is a right side elevational view thereof, the left side
elevational view being a mirror image thereof; and,

FIG. 5 is a front elevational view of second embodiment of
the cabinet shown in FIG. 1, the sole difference residing in
the joining together of two cabinets.

The bottom and rear form no part of the claimed design.

The broken line showing of an additional cabinet in FIG. 5
is for illustrative purposes only and forms no part of the
claimed design.

1 Claim, 3 Drawing Sheets



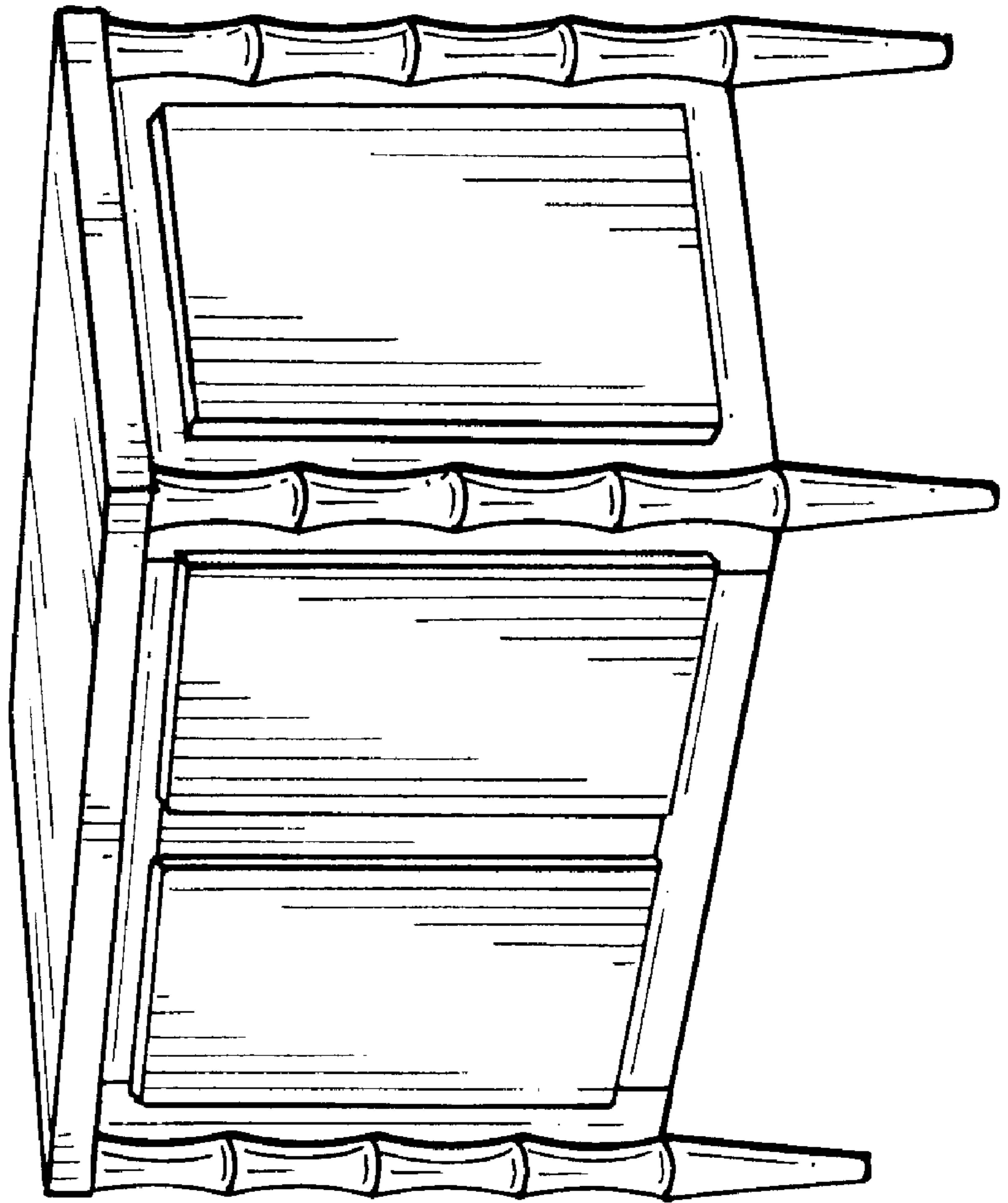


FIG. 1

FIG. 2




FIG. 3

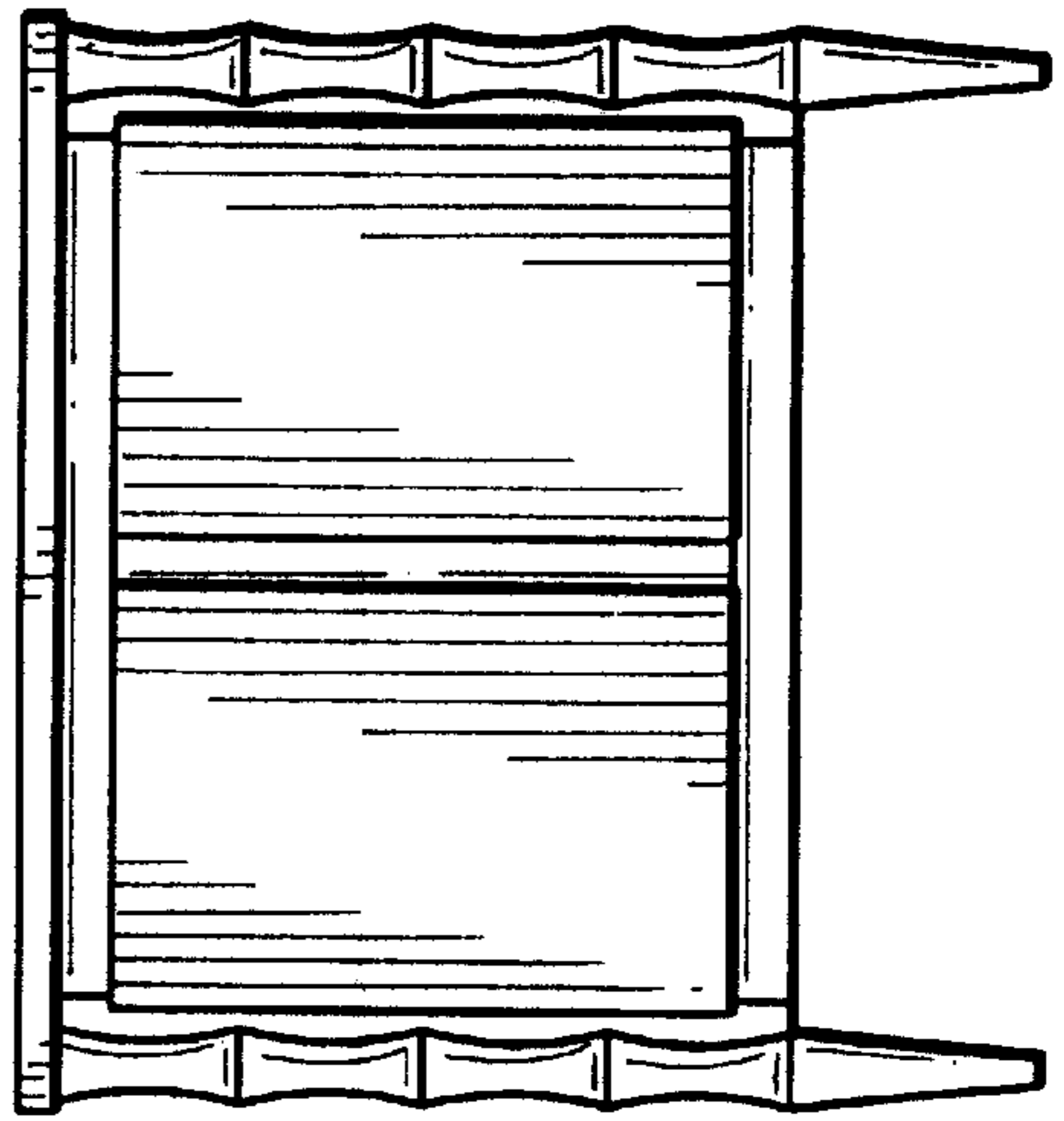



FIG. 4



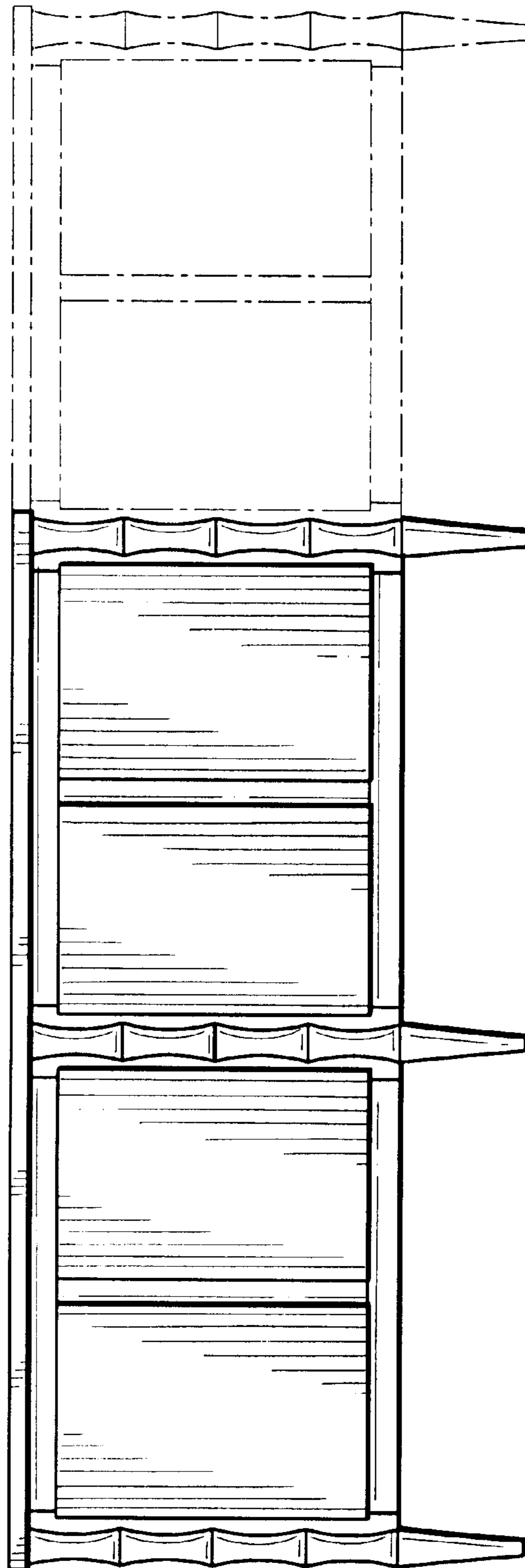


FIG. 5