



US00D439763S

(12) **United States Design Patent** (10) **Patent No.:** **US D439,763 S**  
**McDaniel et al.** (45) **Date of Patent:** **\*\* Apr. 3, 2001**

(54) **CABINET**

Photocopy of examples of carvings, origin unknown, undated.

(75) Inventors: **Thomas M. McDaniel; D. Scott Coley,**  
both of Morganton, NC (US)

\* cited by examiner

(73) Assignee: **Bernhardt, L.L.C.,** Lenoir, NC (US)

(\*\*) Term: **14 Years**

*Primary Examiner*—Cathron Brooks

(74) *Attorney, Agent, or Firm*—Rhodes & Mason, PLLC

(21) Appl. No.: **29/126,319**

(57) **CLAIM**

(22) Filed: **Jul. 13, 2000**

The ornamental design for a cabinet, as shown and described.

(51) **LOC (7) Cl.** ..... **06-04**

(52) **U.S. Cl.** ..... **D6/436; D6/470**

(58) **Field of Search** ..... **D6/432-448; 312/204**

**DESCRIPTION**

(56) **References Cited**

FIG. 1 is a left front perspective view of a cabinet showing my new design;

**U.S. PATENT DOCUMENTS**

FIG. 2 is a front view; and,

D. 313,707 \* 1/1991 Henley, Jr. et al. .... D6/470

D. 345,872 4/1994 Keller ..... D6/446

D. 421,857 \* 3/2000 Keller ..... D6/436 X

FIG. 3 is a side view, the opposite side being a mirror image thereof.


**OTHER PUBLICATIONS**

The broken lines showing the knob hardware is for illustrative purposes only and forms no part of the claimed design.

Photocopy of door screens (best copy available), origin unknown, undated.

Photocopy of chests (best copy available), origin unknown, undated.

**1 Claim, 3 Drawing Sheets**






FIG. 1




FIG. 2

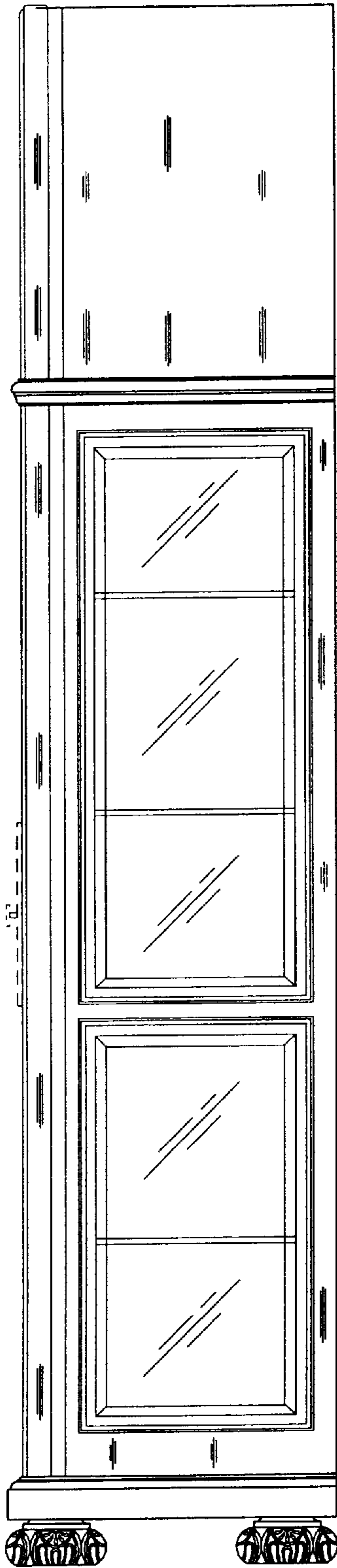


FIG. 3