



US00D439751S

(12) **United States Design Patent** (10) **Patent No.:** **US D439,751 S**
Gouldson (45) **Date of Patent:** **** Apr. 3, 2001**

(54) **GARMENT HANGER**
(75) Inventor: **Stanley F. Gouldson**, Northport, NY (US)
(73) Assignee: **Spotless Plastics Pty. Ltd.** (AU)
(**) Term: **14 Years**
(21) Appl. No.: **29/127,576**
(22) Filed: **Aug. 8, 2000**

5,778,575 * 7/1998 Deupres et al. 40/322
5,967,388 10/1999 Kolton et al. .
B1 4,623,079 12/1995 Tendrup et al. .
B1 4,629,102 12/1995 Tendrup et al. .

FOREIGN PATENT DOCUMENTS

1038079 11/1986 (GB) .
2248772 4/1992 (GB) .
2035664 12/1993 (GB) .
2269315 2/1994 (GB) .

OTHER PUBLICATIONS

A&E Products Group, a division of Carlisle Plastics, Inc. Catalog (undated), p. 32 (Models 2702,2603 and 166) p. 33 (Model 2800) p. 41.
Hang All Int'l Inc. Catalog, p. 13 ©1990.

* cited by examiner

Primary Examiner—B. J. Bullock

(74) *Attorney, Agent, or Firm*—Scully, Scott, Murphy & Presser

Related U.S. Application Data

(63) Continuation of application No. 29/117,245, filed on Jan. 20, 2000, now abandoned.
(51) **LOC (7) Cl.** **06-08**
(52) **U.S. Cl.** **D6/326**
(58) **Field of Search** D6/315, 317-9, D6/326, 573; 223/55, 87-96, DIG. 1.4; 40/322; 211/113, 119

(57) **CLAIM**

The ornamental design for a garment hanger, as shown and described.

References Cited

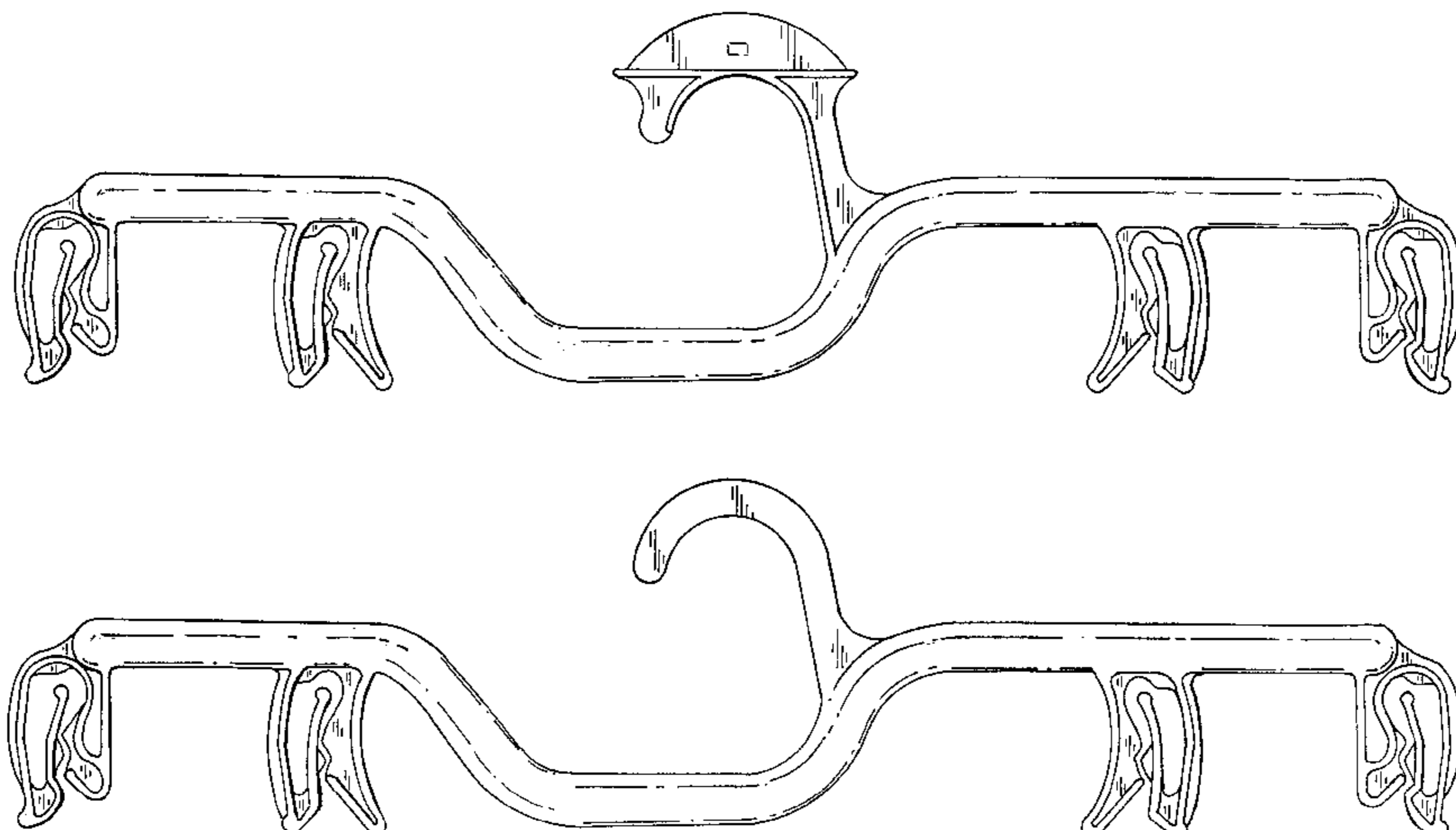
U.S. PATENT DOCUMENTS

D. 179,677 2/1957 Crill et al. .
D. 195,017 4/1963 Wilhelm .
D. 275,437 9/1984 Mize .
D. 371,246 * 7/1996 Gouldson et al. D6/326
D. 376,263 12/1996 Gouldson .
D. 388,620 * 1/1998 Gouldson et al. D6/326
D. 388,964 1/1998 Gouldson .
D. 390,015 2/1998 Gouldson .
D. 396,353 7/1998 Gouldson .
D. 418,311 * 1/2000 Gouldson et al. D6/315
D. 423,797 5/2000 Gouldson .
3,463,369 8/1969 Moskowitz .
3,469,679 9/1969 Kamins et al. .
3,570,729 3/1971 Zuckerman .
4,623,079 11/1986 Tendrup et al. .
4,629,102 12/1986 Tendrup et al. .
4,703,878 * 11/1987 Louw D6/315
4,744,496 * 5/1988 Blanchard et al. .
5,129,557 7/1992 Kolton et al. .

DESCRIPTION

FIG. 1 is a front elevation view of a garment hanger showing my new design;
FIG. 2 is a rear elevation view thereof;
FIG. 3 is a left end elevation view thereof;
FIG. 4 is a right end elevation view thereof;
FIG. 5 is a top plan view thereof;
FIG. 6 is a bottom plan view thereof;
FIG. 7 is a front elevation view of a second embodiment of my design;
FIG. 8 is a rear elevation view of FIG. 7;
FIG. 9 is a left end elevation view of FIG. 7;
FIG. 10 is a right end elevation view of FIG. 7;
FIG. 11 is a top plan view of FIG. 7; and,
FIG. 12 is bottom plan view of FIG. 7.

1 Claim, 6 Drawing Sheets



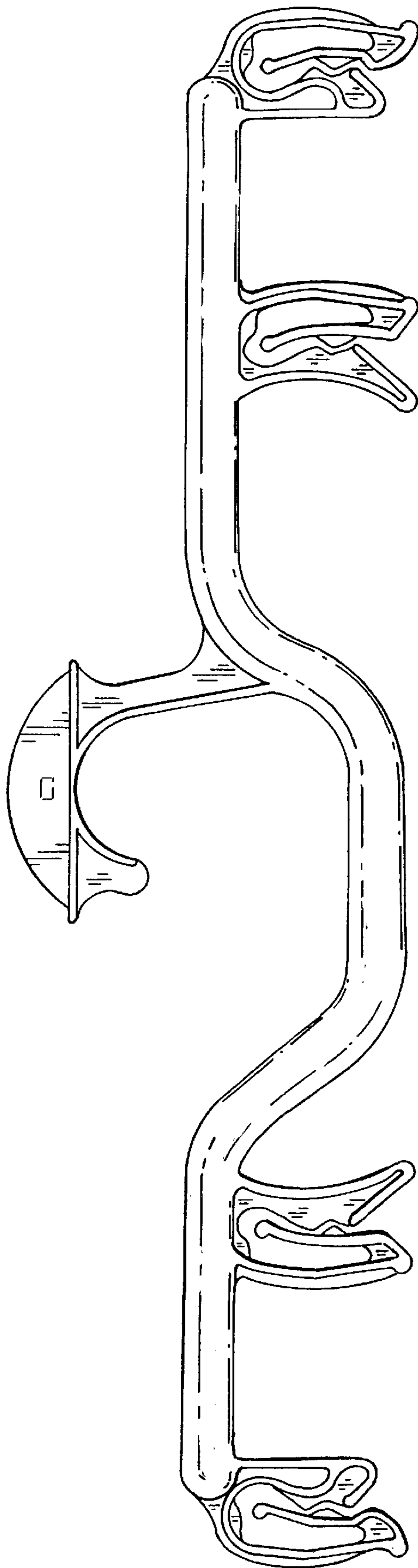


FIG. 1

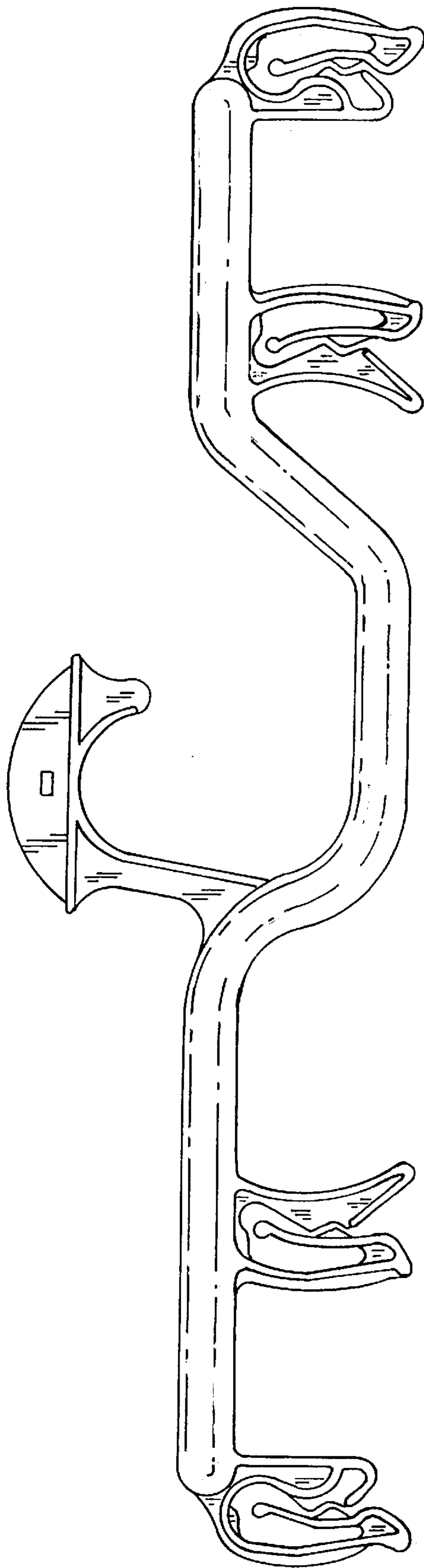


FIG. 2



FIG. 3



FIG. 4



FIG. 5



FIG. 6

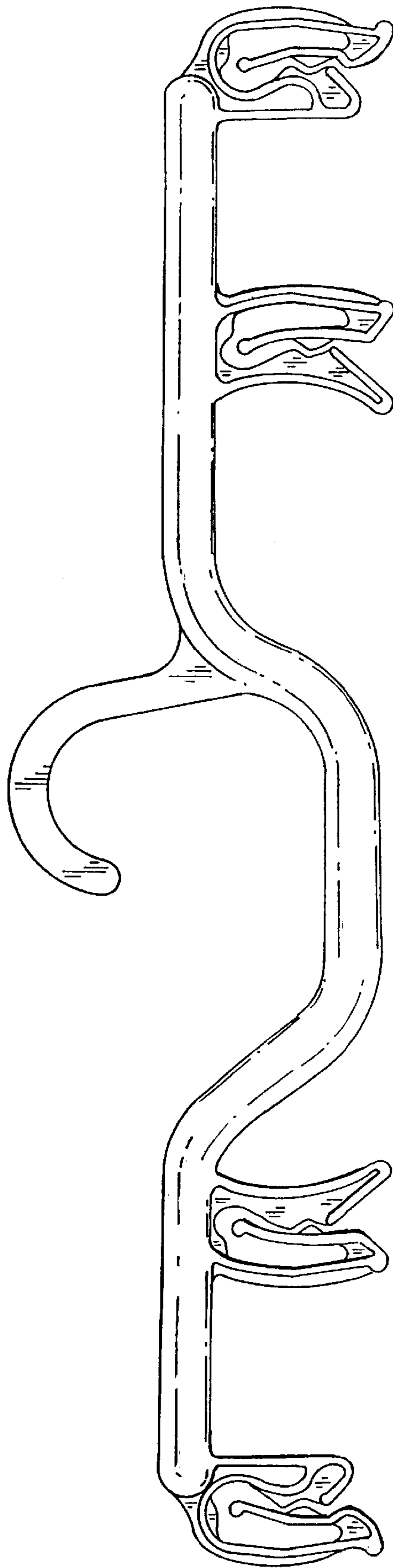


FIG. 7

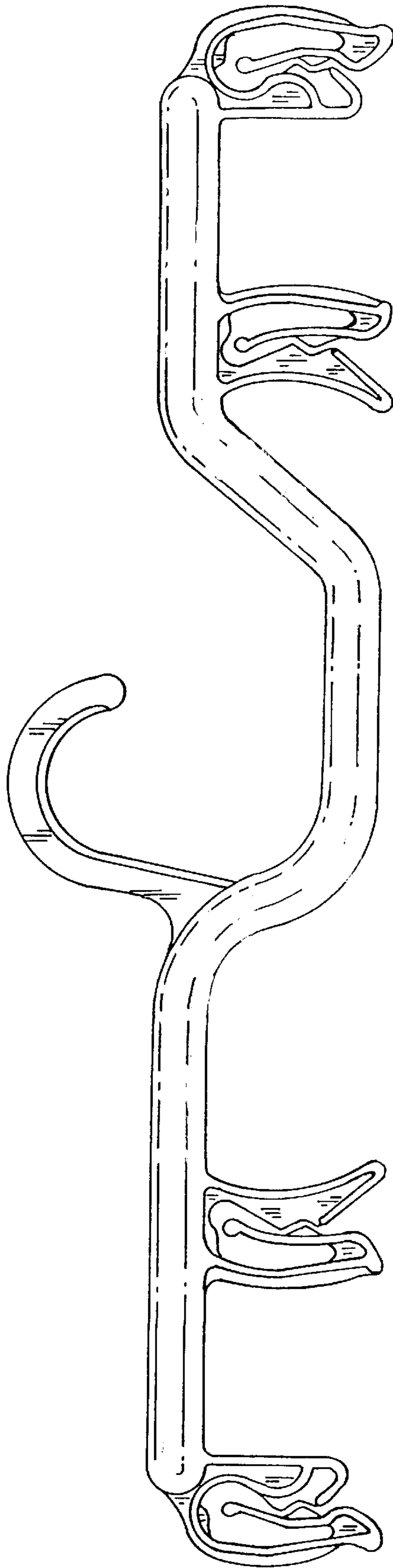


FIG. 8



FIG. 9



FIG. 10



FIG. 11



FIG. 12