



US00D439729S

(12) **United States Design Patent**  
**Mastroianni et al.**

(10) **Patent No.:** **US D439,729 S**

(45) **Date of Patent:** **\*\* Apr. 3, 2001**

(54) **SHOE**

D. 342,145 \* 12/1993 Yeh ..... D2/903  
D. 354,844 \* 1/1995 Rinehart ..... D2/923

(76) Inventors: **Giovanni Mastroianni**, 1604 A St.,  
West Babylon, NY (US) 11704;  
**Edward Maslowski**, 40 Butler St.,  
Franklin, NJ (US) 07416

\* cited by examiner

*Primary Examiner*—Louis S. Zarfaz  
*Assistant Examiner*—Gregory Andoll  
(74) *Attorney, Agent, or Firm*—Michael I Kroll

(\*\*) Term: **14 Years**

(57) **CLAIM**

(21) Appl. No.: **29/121,944**

The ornamental design for a shoe, as shown and described.

(22) Filed: **Apr. 17, 2000**

**DESCRIPTION**

(51) **LOC (7) Cl.** ..... **02-04**

(52) **U.S. Cl.** ..... **D2/908; D2/907; D2/902;**  
D2/898

(58) **Field of Search** ..... D2/896, 897, 902–912,  
D2/923, 924, 969, 970; 36/113, 117.1, 126–131,  
8.1–8.4, 11, 45


FIG. 1 is a top view of the shoe showing our new design;  
FIG. 2 is a left side elevational view of the shoe showing our  
new design;  
FIG. 3 is a right side elevational view of the shoe showing  
our new design;  
FIG. 4 is a bottom view of the shoe showing our new design;  
FIG. 5 is a rear elevational view of the shoe showing our  
new design; and,  
FIG. 6 is a front elevational view of the shoe showing our  
new design.

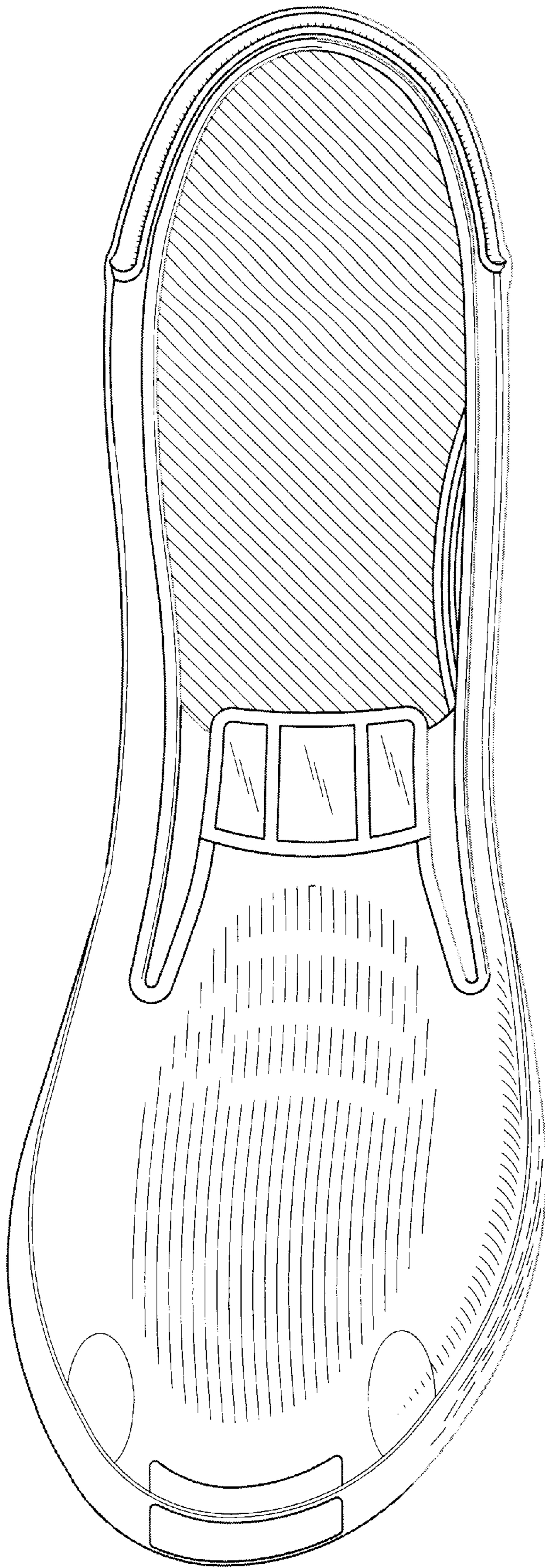
(56) **References Cited**

**U.S. PATENT DOCUMENTS**

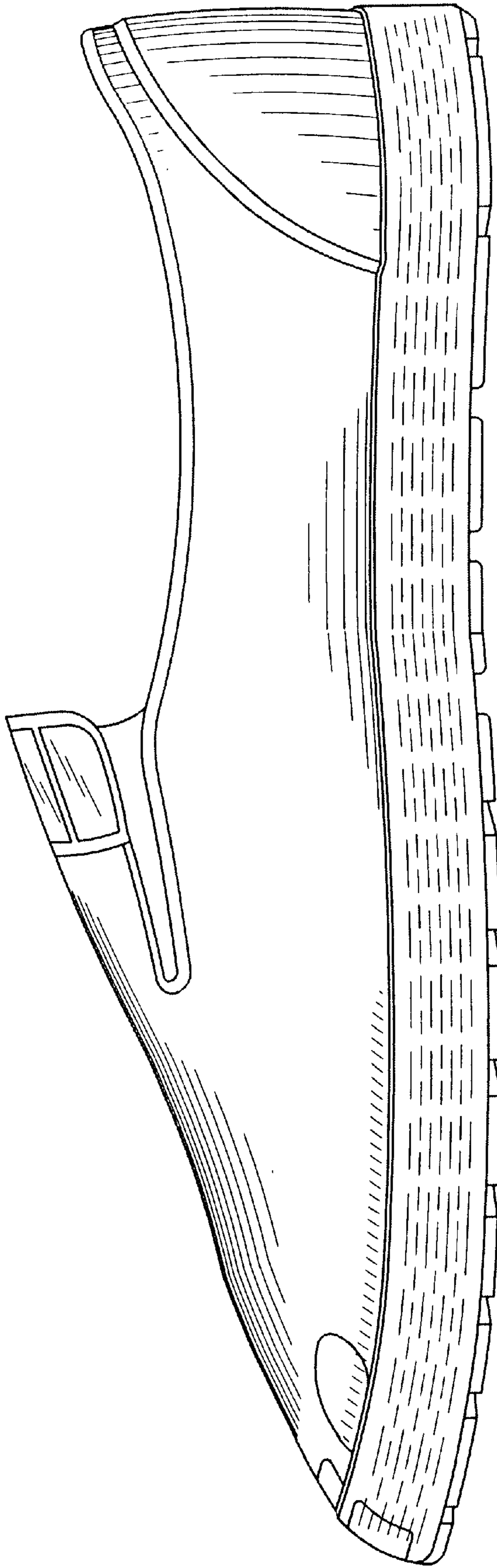
193,077 \* 7/1877 Clauton ..... 36/8.1  
D. 307,507 \* 5/1990 Del Vecchio, Jr. et al. .... D2/898  
D. 336,767 \* 6/1993 Hatfield et al. .... D2/969

**1 Claim, 6 Drawing Sheets**

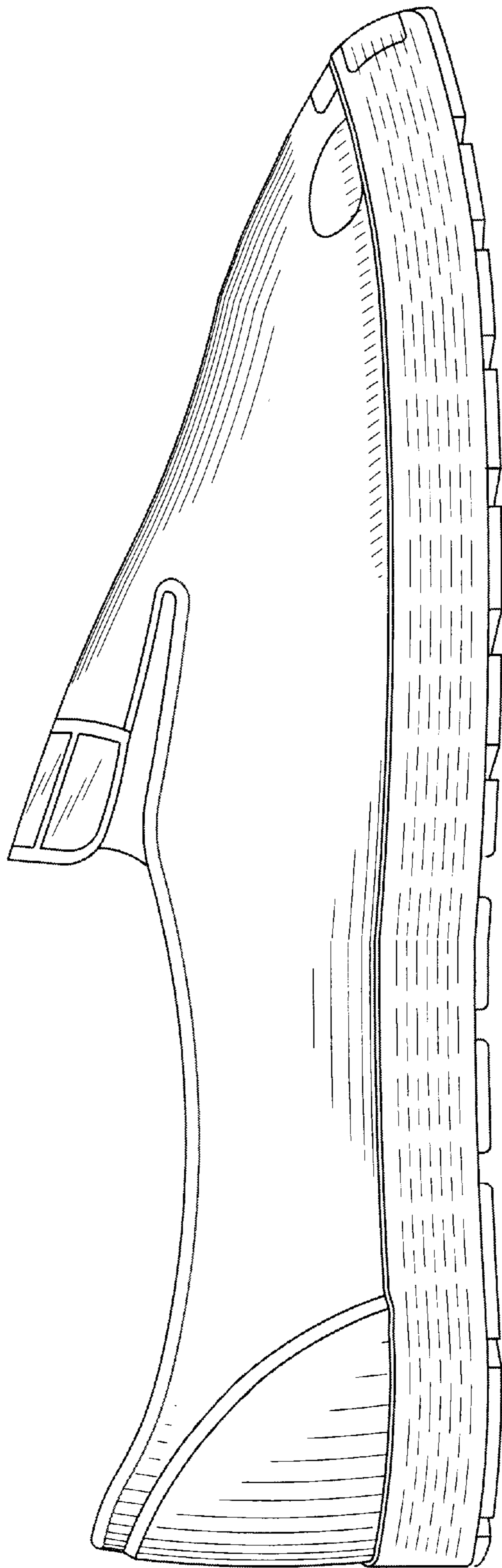





**FIG 1**



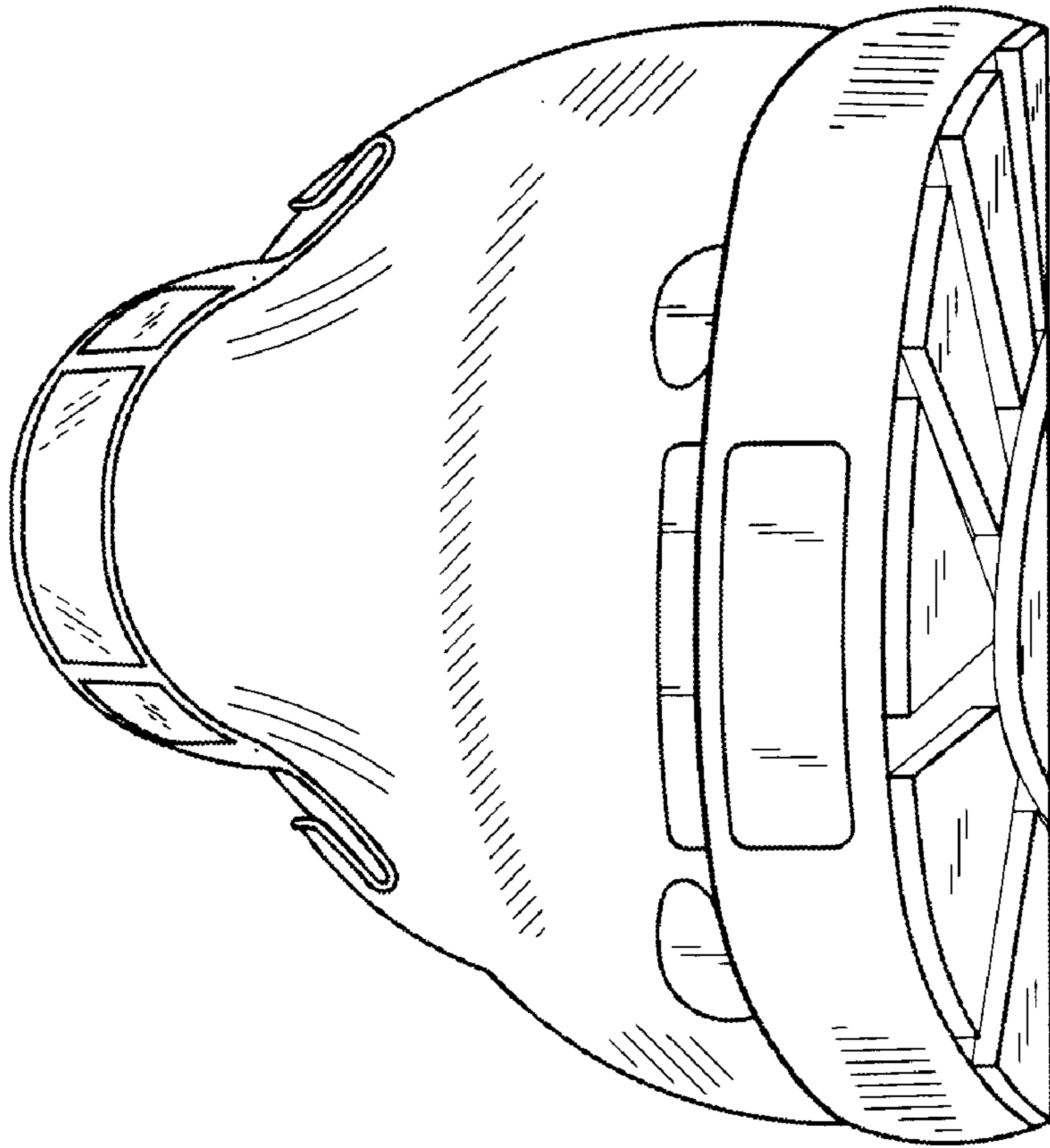
**FIG 2**



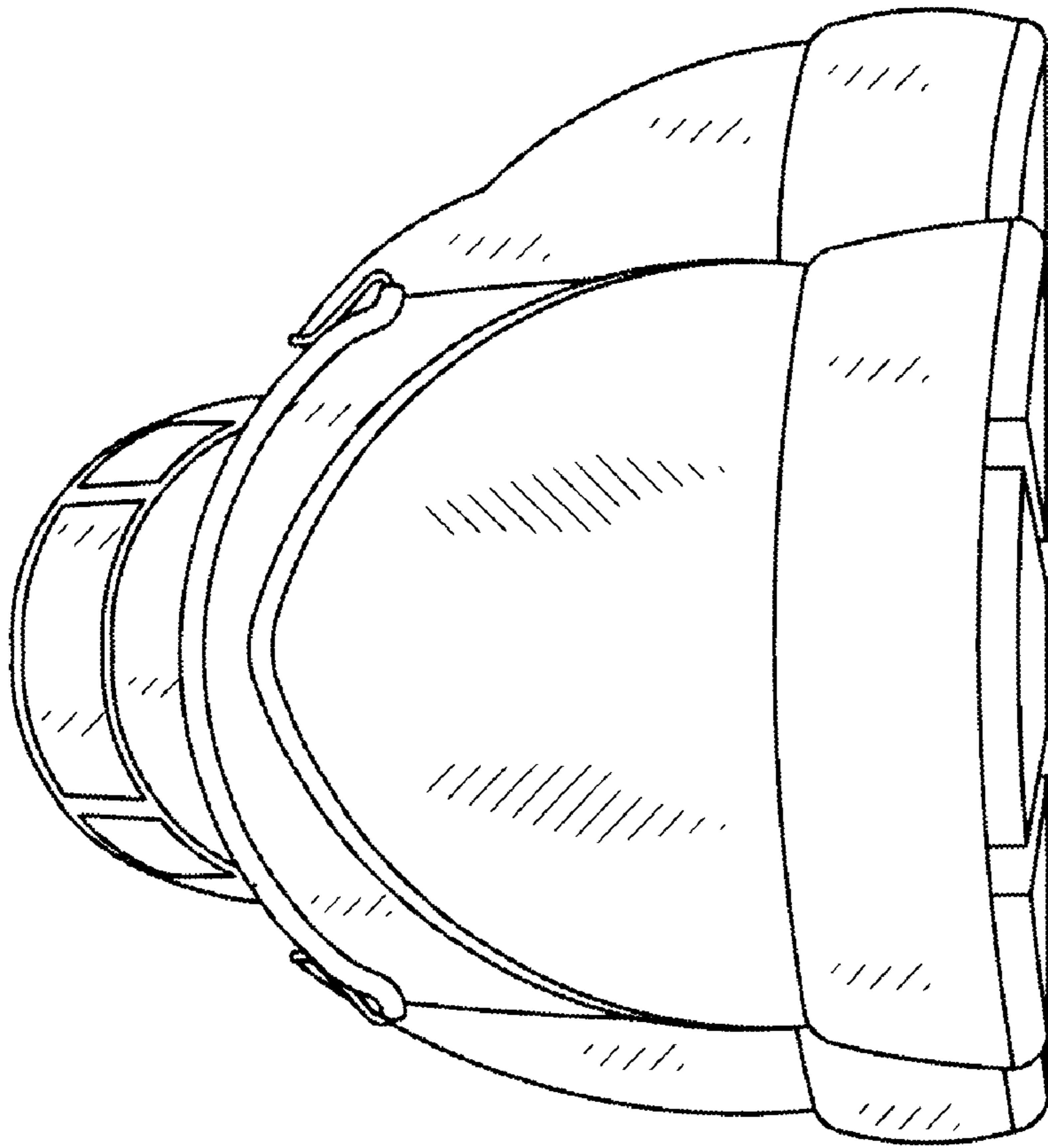
**FIG 3**



**FIG 4**



**FIG 5**



**FIG 6**