



US00D439721S

(12) **United States Design Patent**
Swanink

(10) **Patent No.:** **US D439,721 S**

(45) **Date of Patent:** **** Mar. 27, 2001**

(54) **SPROCKET**

(75) **Inventor:** **Gerard C. P. M. Swanink**, Coevorden (NL)

(73) **Assignee:** **Machinefabriek Lubo B.V.**, Veenoord (NL)

(**) **Term:** **14 Years**

(21) **Appl. No.:** **29/116,216**

(22) **Filed:** **Dec. 28, 1999**

Related U.S. Application Data

(62) Division of application No. 29/089,627, filed on Jun. 18, 1998.

(30) **Foreign Application Priority Data**

Jan. 16, 1998 (BX) 73937-01
Jan. 16, 1998 (BX) 73937-02

(51) **LOC (7) Cl.** **12-05**

(52) **U.S. Cl.** **D34/29; D34/35**

(58) **Field of Search** **D34/28, 29, 35; 198/318; 474/155; D15/28**

(56) **References Cited**

U.S. PATENT DOCUMENTS

D. 262,372 * 12/1981 Mitchell D34/29 X

D. 272,671 * 2/1984 Tupper D34/33
D. 286,932 * 11/1986 Bode et al. D34/29
817,632 * 4/1906 Dodge 198/318
904,119 * 11/1908 Downs 198/318
4,458,603 * 7/1984 Voecks .
4,462,316 * 7/1984 Tupper .
4,584,945 * 4/1986 Tupper .
5,156,574 * 10/1992 Gai 474/155

* cited by examiner

Primary Examiner—Cynthia E Ramirez

(74) *Attorney, Agent, or Firm*—Abelman, Frayne & Schwab


(57) **CLAIM**

I claim the ornamental design for a sprocket, as shown and described.

DESCRIPTION

FIG. 1 is a front view of my new design;
FIG. 2 is a rear view thereof;
FIG. 3 is a top view thereof;
FIG. 4 is a bottom view thereof;
FIG. 5 is a right side view thereof; and,
FIG. 6 is a left side view thereof.

1 Claim, 1 Drawing Sheet






FIG. 1




FIG. 2



FIG. 3

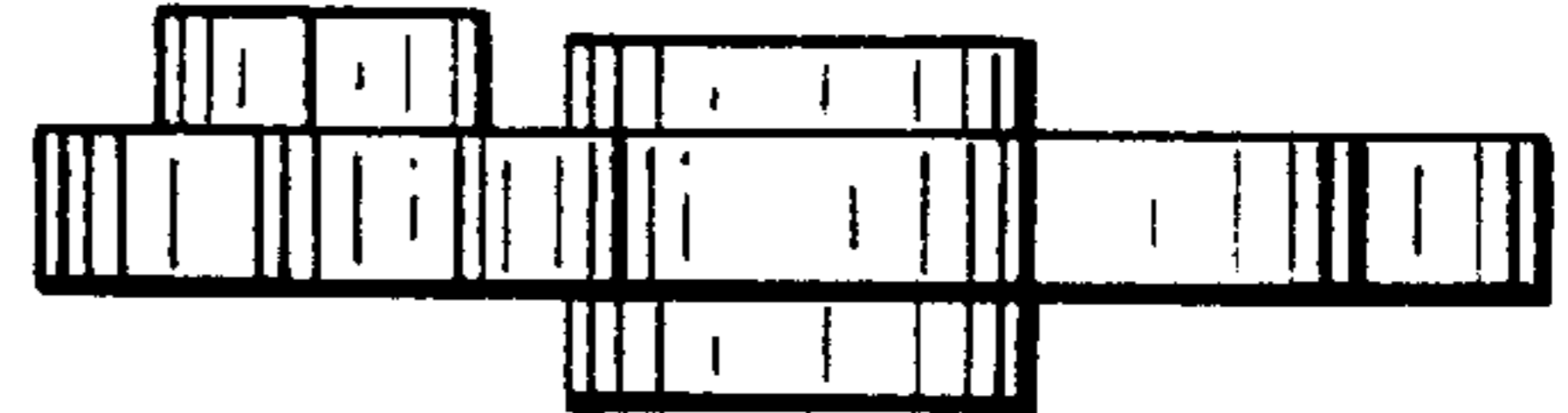


FIG. 4



FIG. 5

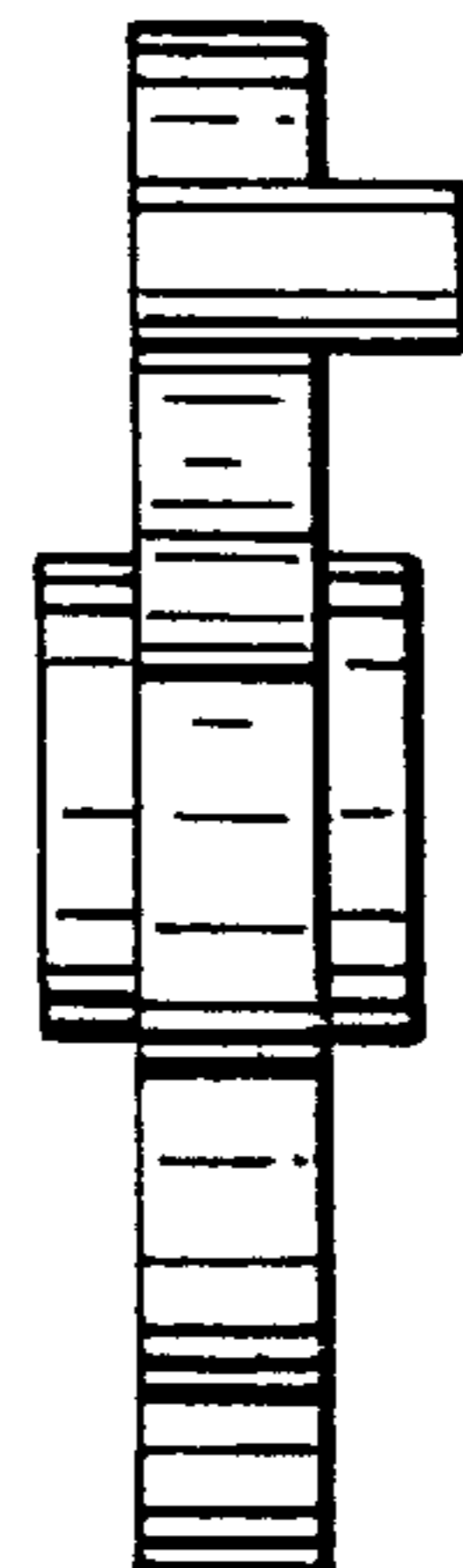


FIG. 6