



US00D439677S

(12) **United States Design Patent** (10) **Patent No.:** **US D439,677 S**
Mattox (45) **Date of Patent:** **** Mar. 27, 2001**

(54) **PAVER STONE**

(75) Inventor: **Jeffrey A. Mattox**, Zephyrhills, FL (US)

(73) Assignee: **Matt Stone, Inc.**, Zephyrhills, FL (US)

(**) Term: **14 Years**

(21) Appl. No.: **29/128,552**

(22) Filed: **Aug. 25, 2000**

(51) **LOC (7) Cl.** **25-01**

(52) **U.S. Cl.** **D25/113**

(58) **Field of Search** D25/112-118;
D21/484, 499-502, 505; 52/576, 596, 575,
578, 600-601, 603, 605-609; 405/284-286;
404/34, 37-39, 42

(56) **References Cited**

U.S. PATENT DOCUMENTS

D. 397,802	*	9/1998	Terry	D25/113
D. 399,978	*	10/1998	Barth et al.	D25/113
D. 404,147	*	1/1999	Woolford	D25/113
D. 421,135	*	2/2000	Hagenah	D25/113
3,267,823	*	8/1966	MacRae	D25/113
5,884,445	*	3/1999	Woolford	D25/113 X
5,941,657	*	8/1999	Banze	D25/113 X

* cited by examiner

Primary Examiner—Louis S. Zarfaz

Assistant Examiner—Robert A. Delehanty

(74) *Attorney, Agent, or Firm*—Pettis & Van Royen, PA

(57) **CLAIM**

The ornamental design for a paver stone, as shown and described.

DESCRIPTION

FIG. 1 is a top plan view of a paver stone showing my new design with a multitude of like paver stones in broken lines forming no part of the claimed design;

FIG. 2 is a top plan view of the paver stone shown on an enlarged scale;

FIG. 3 is a front elevational view of the paver stone shown on an enlarged scale;

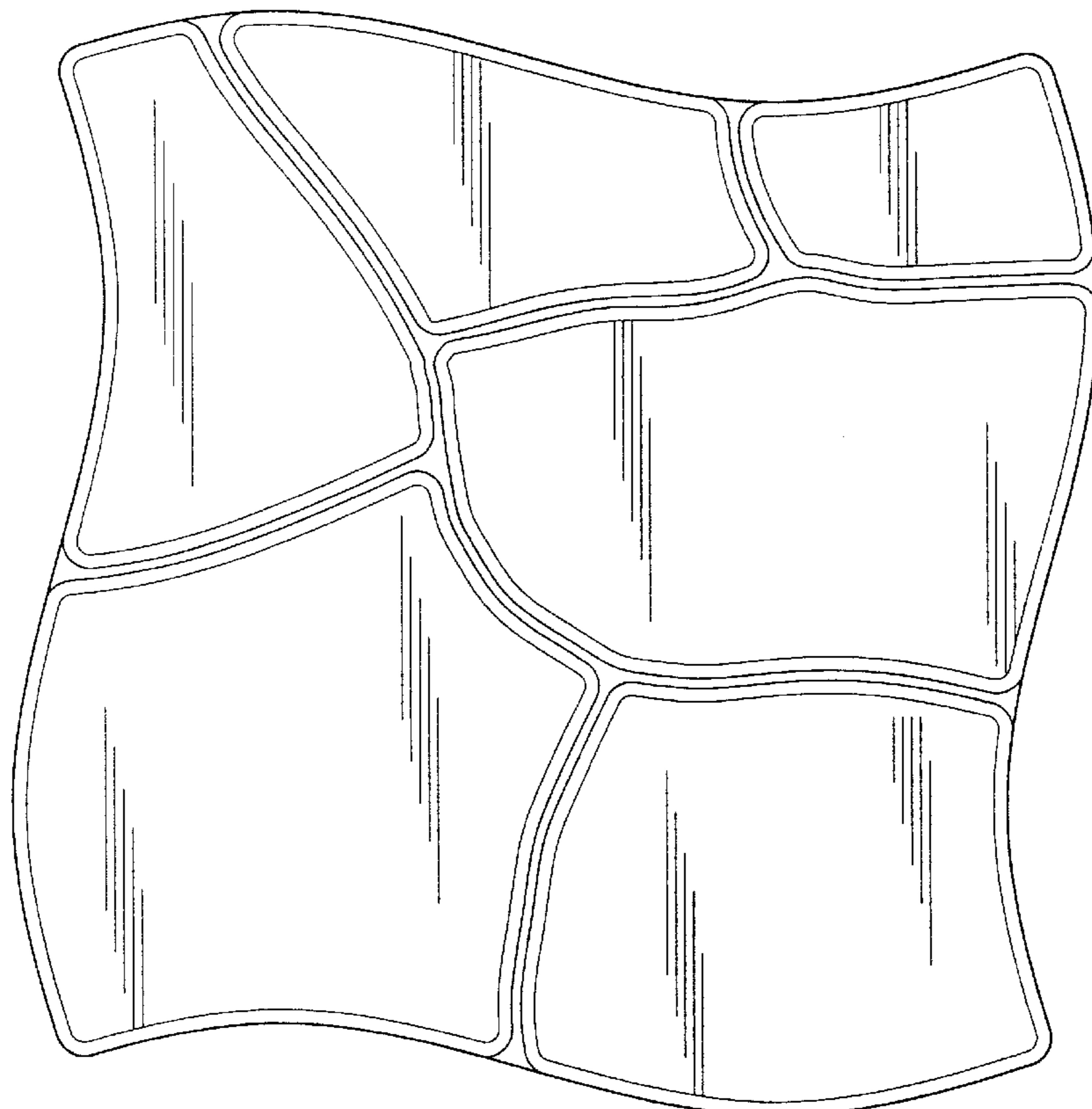
FIG. 4 is a back elevational view thereof shown on an enlarged scale;

FIG. 5 is a left elevational view thereof shown on an enlarged scale;

FIG. 6 is a right elevational view thereof shown on an enlarged scale; and,

FIG. 7 is a bottom plan view thereof shown on an enlarged scale.

1 Claim, 3 Drawing Sheets



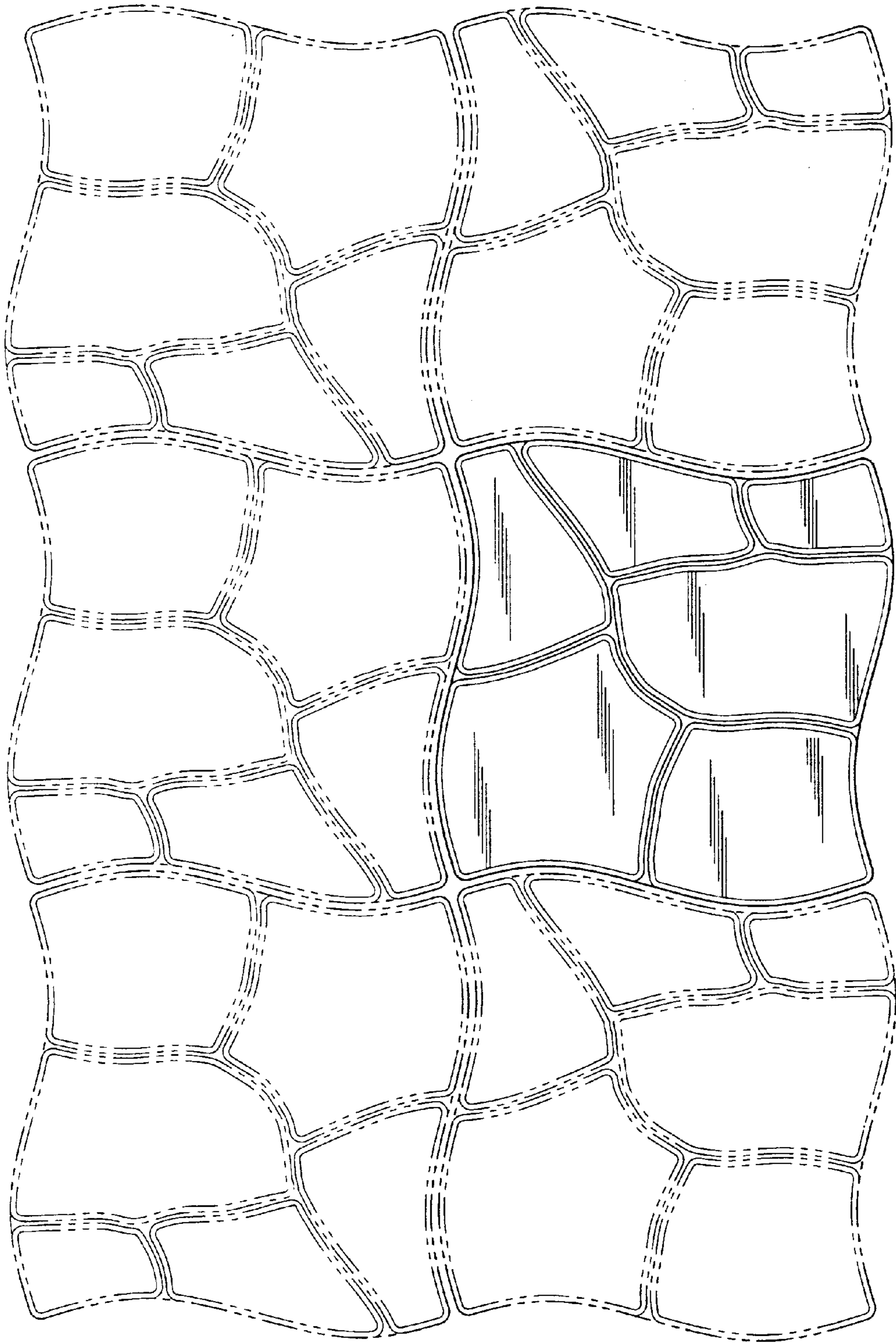


FIG. 1



FIG. 4

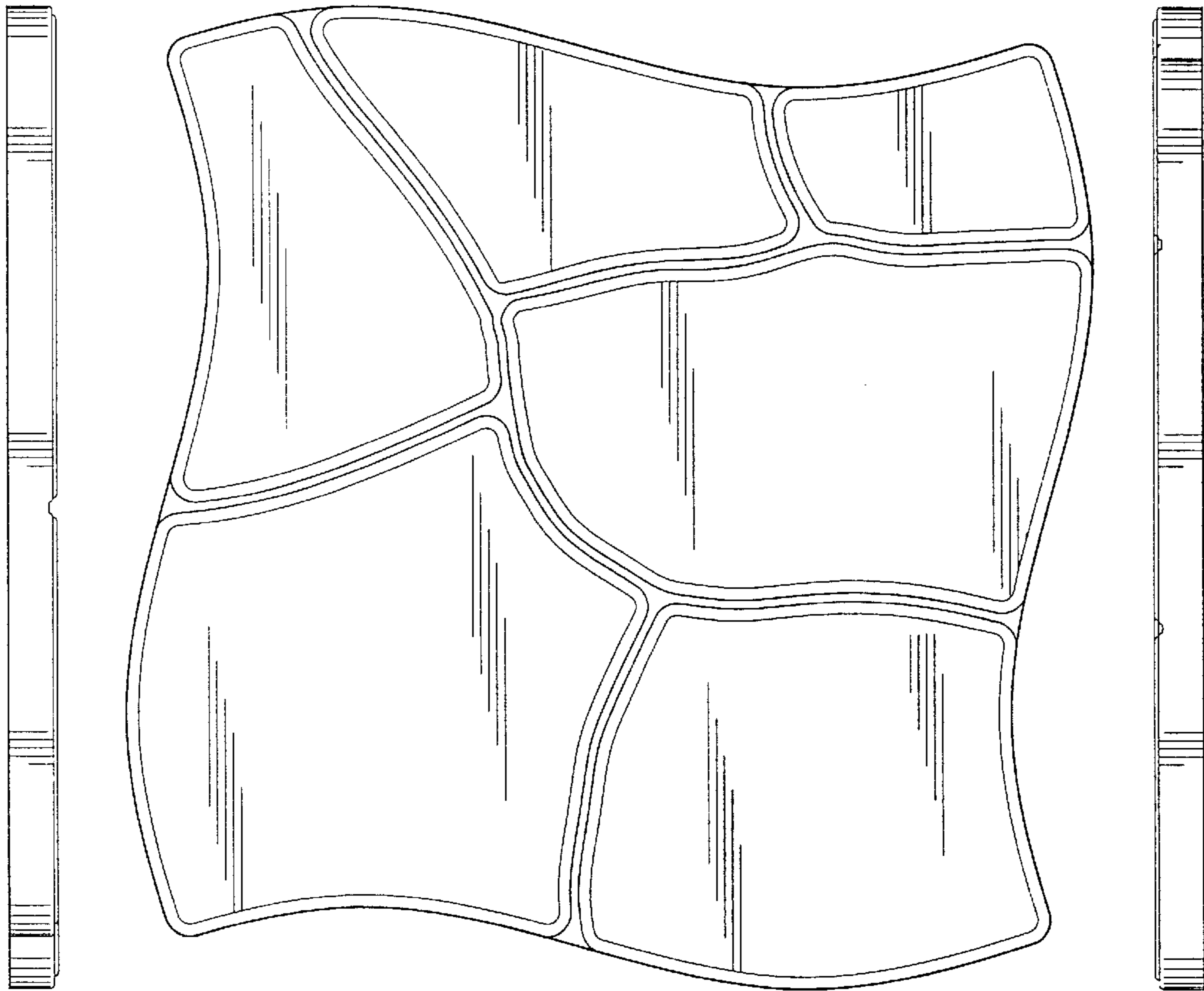


FIG. 5

FIG. 2

FIG. 6



FIG. 3

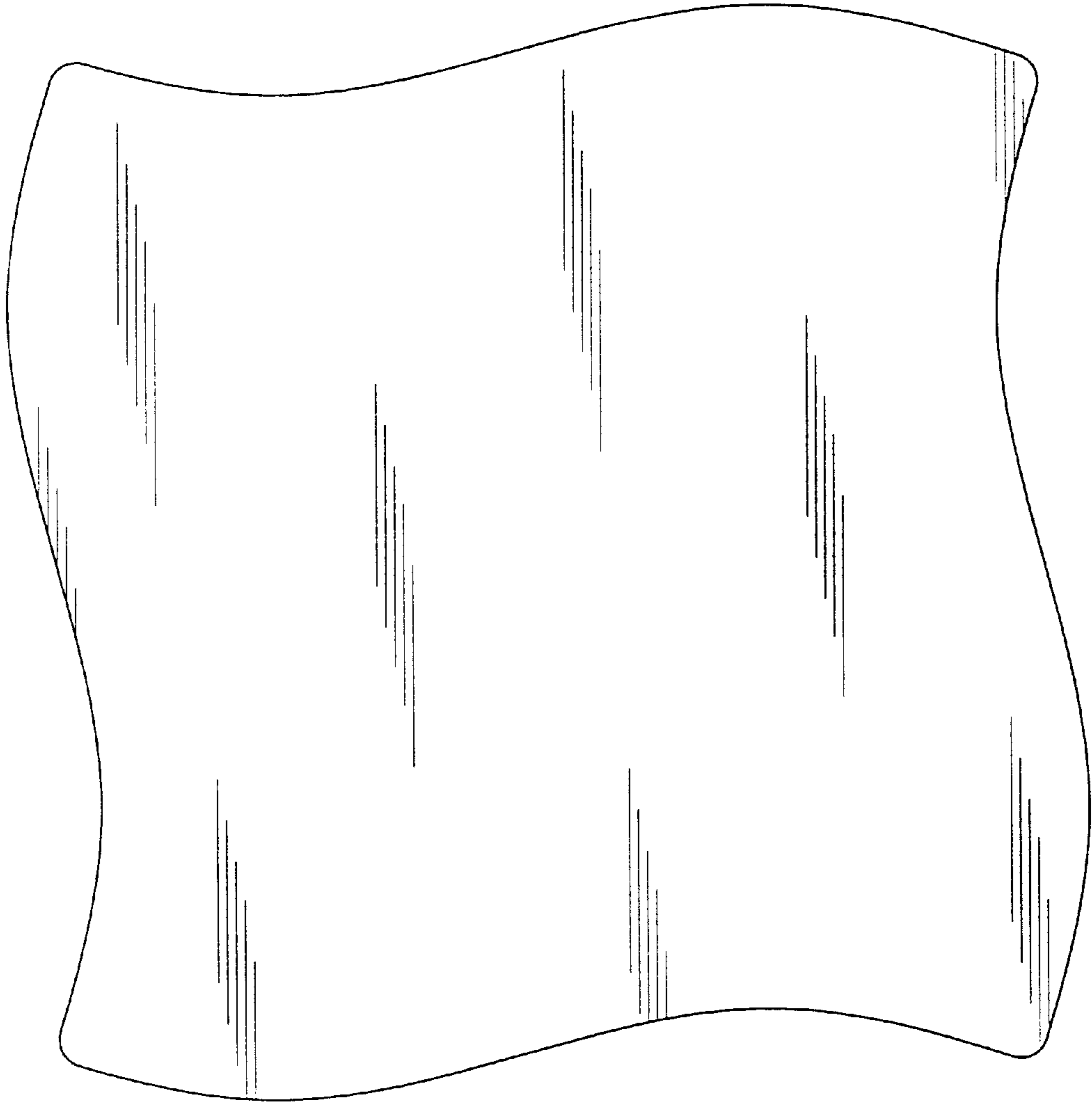


FIG. 7