



US00D439676S

(12) **United States Design Patent**  
**Whitson**

(10) **Patent No.:** **US D439,676 S**

(45) **Date of Patent:** **\*\* Mar. 27, 2001**

(54) **DECORATIVE EDGING AND STEPPING BLOCK**

(75) **Inventor:** **Robert L. Whitson**, West Bend, WI (US)

(73) **Assignee:** **Bend Industries, Inc.**, West Bend, WI (US)

(\*\*) **Term:** **14 Years**

(21) **Appl. No.:** **29/123,779**

(22) **Filed:** **May 24, 2000**

**Related U.S. Application Data**

(63) Continuation-in-part of application No. 09/220,251, filed on Dec. 23, 1998, which is a continuation-in-part of application No. 29/092,264, filed on Aug. 14, 1998, now Pat. No. Des. 416,093, and a continuation-in-part of application No. 08/944,117, filed on Oct. 6, 1997.

(51) **LOC (7) Cl.** ..... **25-01**

(52) **U.S. Cl.** ..... **D25/112**

(58) **Field of Search** ..... D25/112-118, D25/199; D21/484-485, 488, 489-493, 501-505; 52/575, 596-612; 404/34, 37-39, 40-42, 50; 405/284-286

(56) **References Cited**

**U.S. PATENT DOCUMENTS**

121,651 12/1871 Moore ..... 404/42  
D. 340,118 \* 10/1993 Lane ..... D25/113 X

(List continued on next page.)

**FOREIGN PATENT DOCUMENTS**

2415782 10/1975 (DE) .  
2428786 6/1978 (FR) .  
667834 3/1952 (GB) .

**OTHER PUBLICATIONS**

Copy of a German Product Catalog Featuring a Retaining Wall Block.

(List continued on next page.)

*Primary Examiner*—Louis S. Zarfes  
*Assistant Examiner*—Robert A Delehanty  
(74) *Attorney, Agent, or Firm*—Jeffrey S. Sokol

(57) **CLAIM**

The ornamental design of a decorative edging and stepping block, as shown and described.

**DESCRIPTION**

FIG. 1 is a perspective view of a first embodiment of the decorative edging and stepping block showing the new design, with an upper surface having raised mounds that form a pattern;

FIG. 2 is a top view of the edging and stepping block of FIG. 1;

FIG. 3 is a front-side view of the edging and stepping block of FIG. 1;

FIG. 4 is a side view of the edging and stepping block of FIG. 1;

FIG. 5 is a rear-side view of the edging and stepping block of FIG. 1; and

FIG. 6 is a bottom view of the edging and stepping block of FIG. 1.

FIG. 7 is a perspective view of a second embodiment of the decorative edging and stepping block showing the new design, with the upper surface having recessed grooves that form the pattern;

FIG. 8 is a top view of the edging and stepping block of FIG. 7;

FIG. 9 is a front-side view of the edging and stepping block of FIG. 7;

FIG. 10 is a side view of the edging and stepping block of FIG. 7;

FIG. 11 is a rear-side view of the edging and stepping block of FIG. 7; and,

FIG. 12 is a bottom view of the edging and stepping block of FIG. 7.

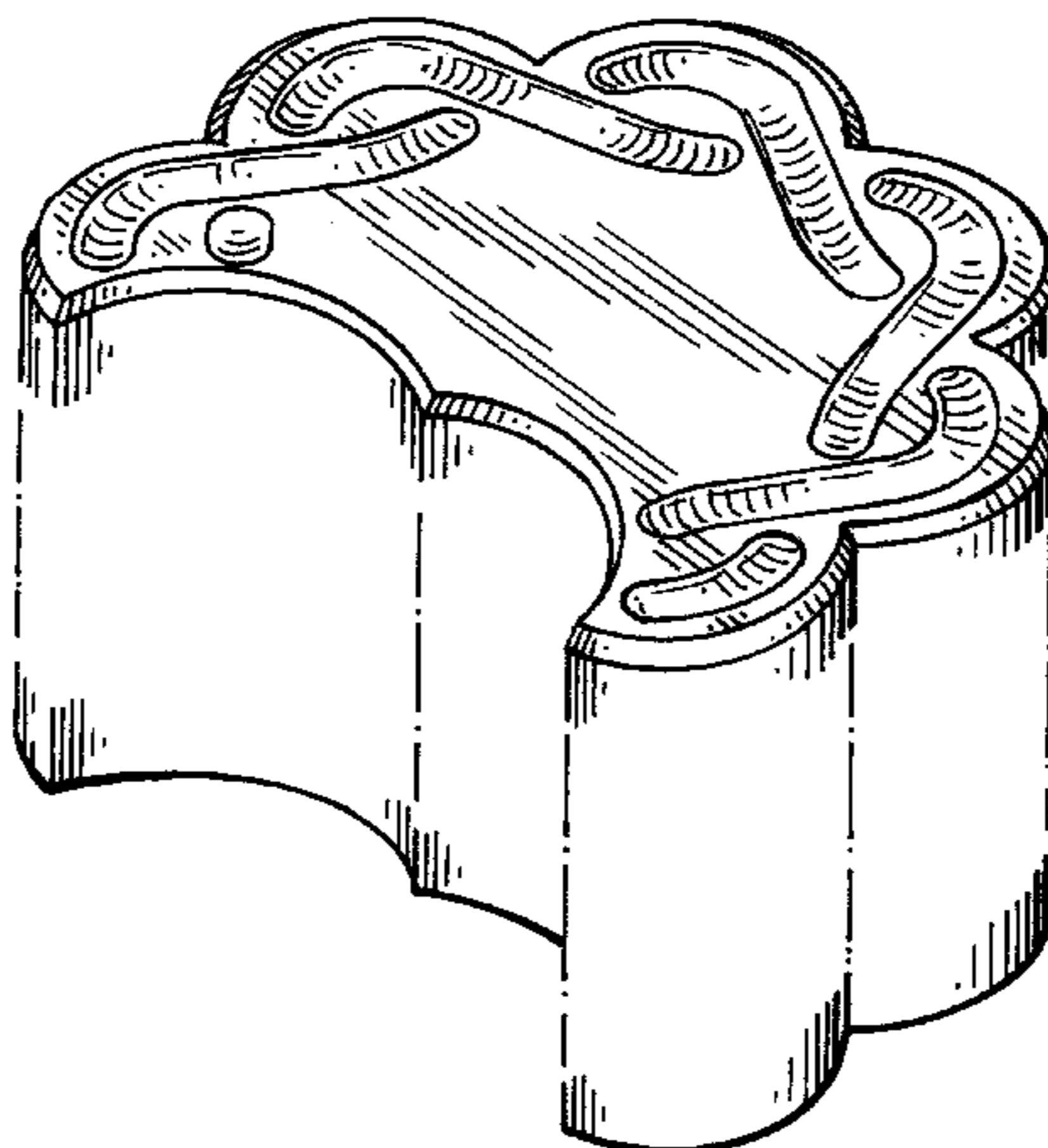
FIG. 13 is a perspective view of a third embodiment of the decorative edging and stepping block showing the new design, with the upper surface having score lines that form the pattern; and,

FIG. 14 is a top view of the edging and stepping block of FIG. 13.

The front, left, right, rear and bottom sides of the third embodiment are the same as those shown in FIGS. 9-12 of the second embodiment.

The broken lines shown in FIGS. 1, 3-5, 7, 9-11 and 13 are for illustrative purposes only and form no part of the claimed design. The side views opposite those shown in FIG. 4 and FIG. 10 are mirror images, respectively.

**1 Claim, 7 Drawing Sheets**



# US D439,676 S

Page 2

---

## U.S. PATENT DOCUMENTS


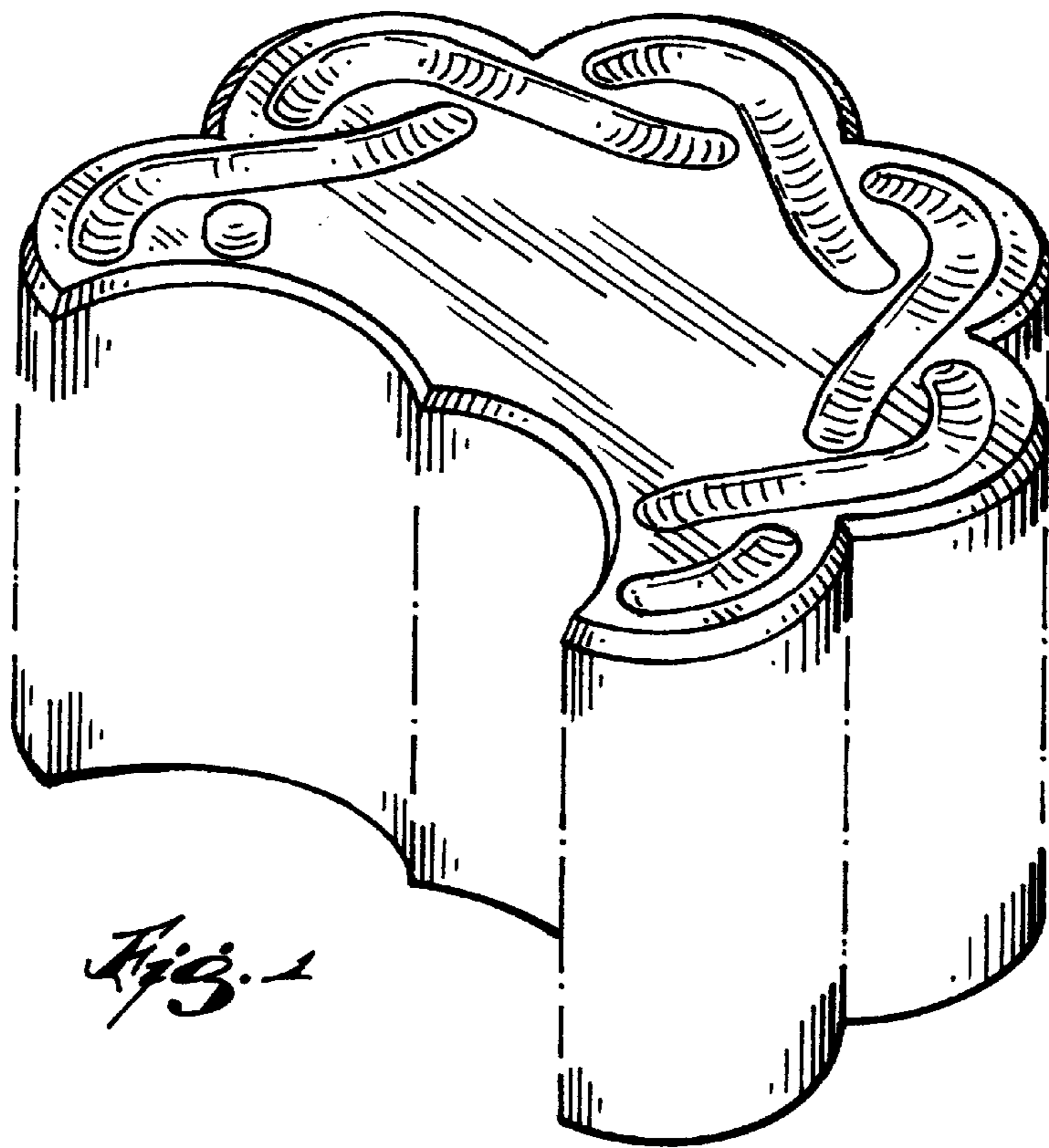
D. 401,356 \* 11/1998 Adam ..... D25/113  
D. 416,093 \* 11/1999 Whitson ..... D25/113  
D. 425,213 \* 5/2000 Ogawa et al. .... D25/113  
D. 429,344 \* 8/2000 Deros ..... D25/113  
D. 429,530 \* 8/2000 Fleishman ..... D25/113  
674,672 \* 5/1901 Culver ..... 404/38  
1,689,164 10/1928 Sylvester ..... 404/17  
1,796,973 3/1931 Wright .  
4,884,920 12/1989 Perazzi ..... 405/284  
5,051,023 9/1991 Yoshida ..... 404/39  
5,119,587 6/1992 Walz ..... 47/33

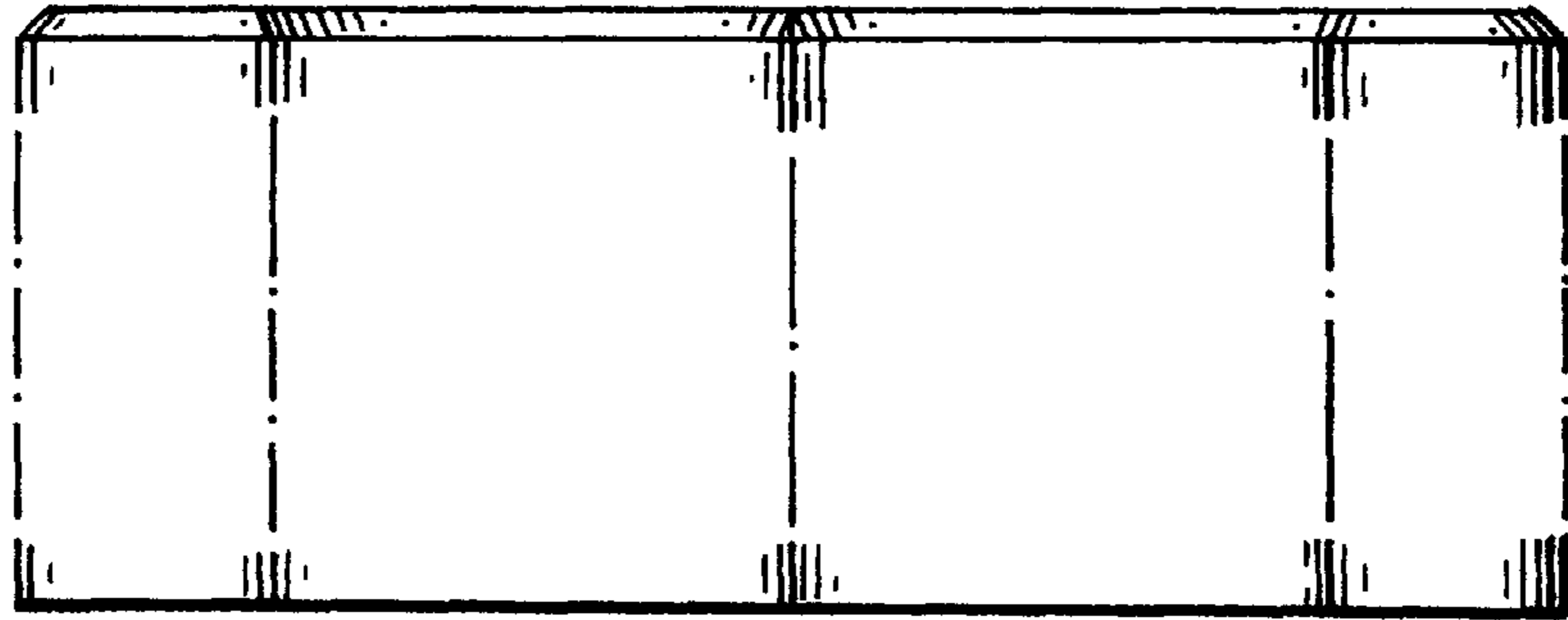
5,186,574 2/1993 Tavares ..... 404/73  
5,201,602 \* 4/1993 Repasky ..... 404/42  
5,235,179 8/1993 Schropp ..... 256/19  
5,249,884 10/1993 Widmer ..... 404/42  
5,564,240 10/1996 Dean ..... 52/309.1

## OTHER PUBLICATIONS

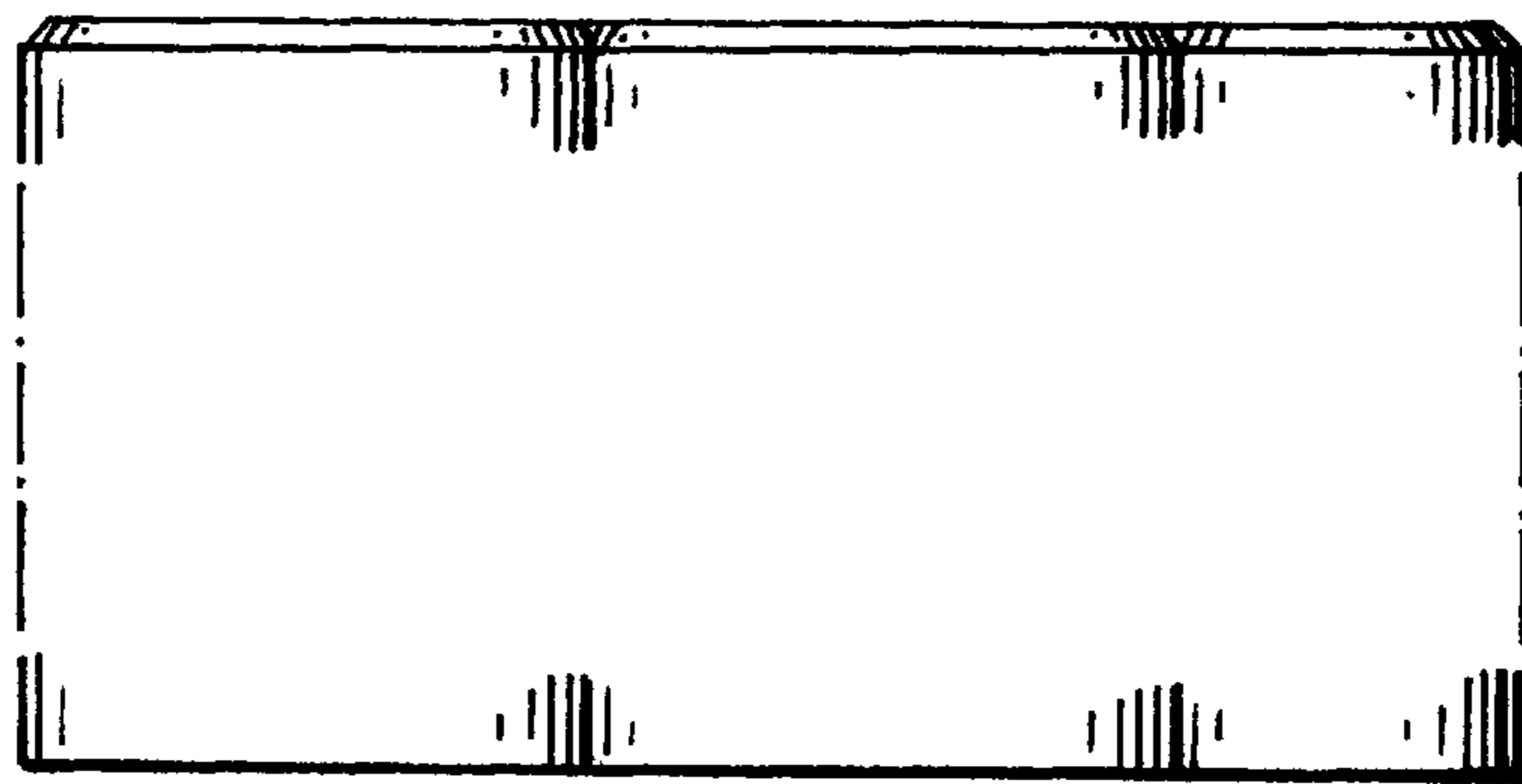
Copy of a Wausau Tile Product Catalog Featuring a Paving Block.

\* cited by examiner

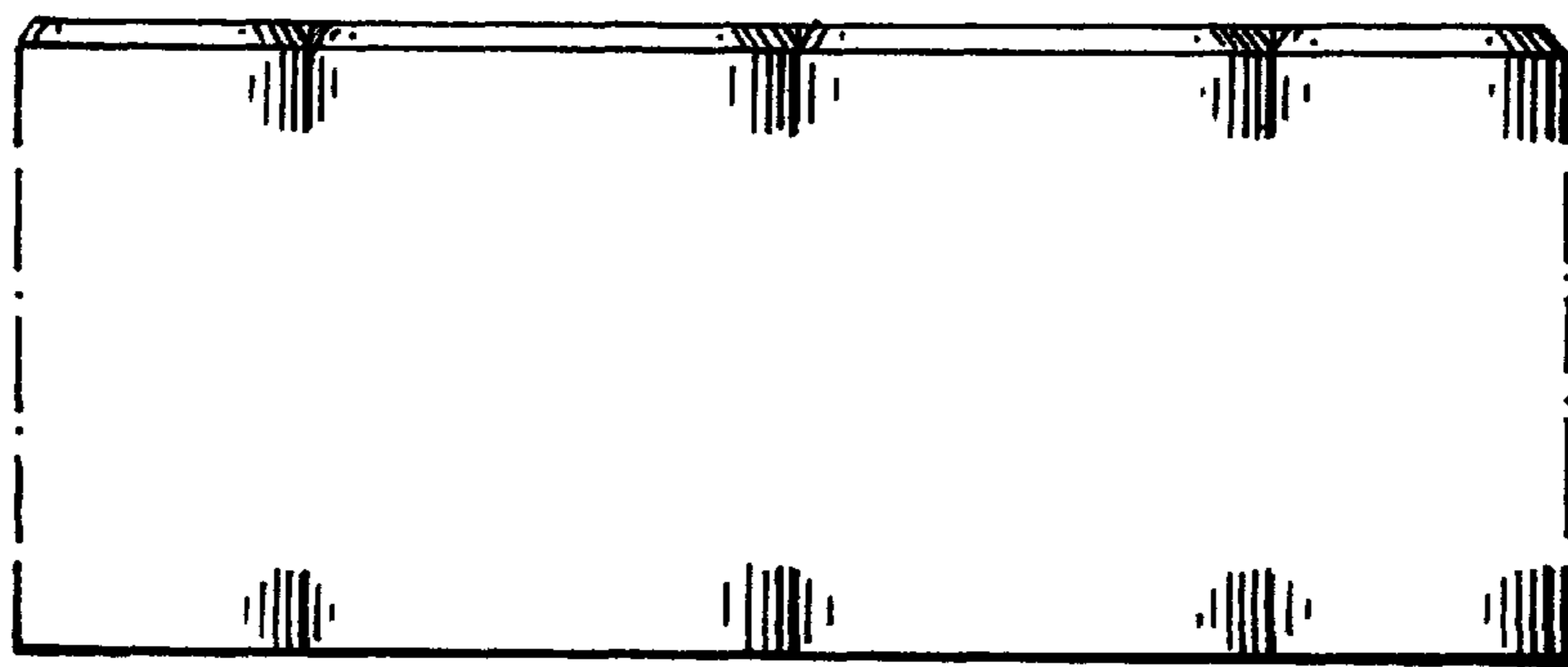





*Fig. 3*



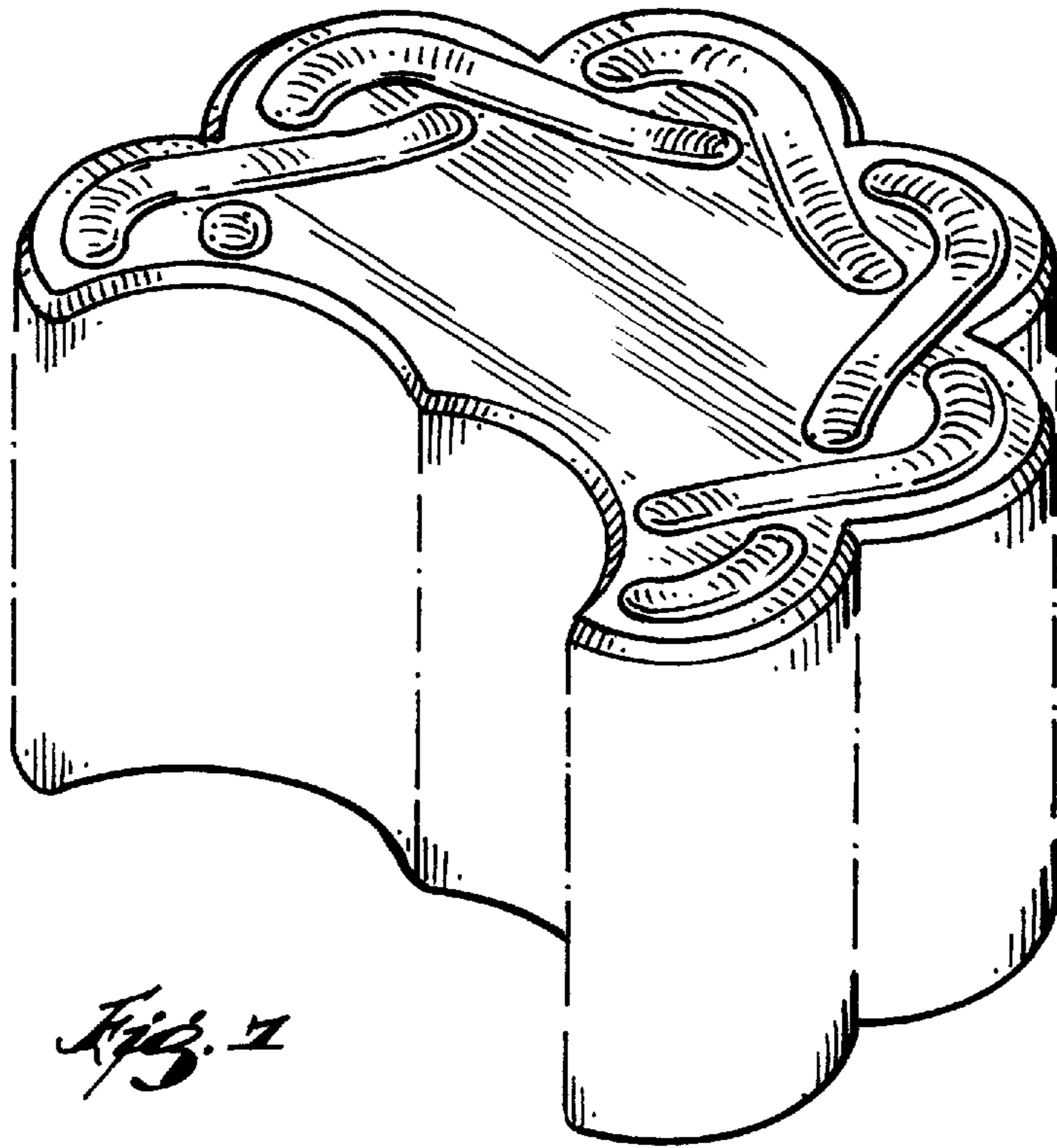
*Fig. 4*



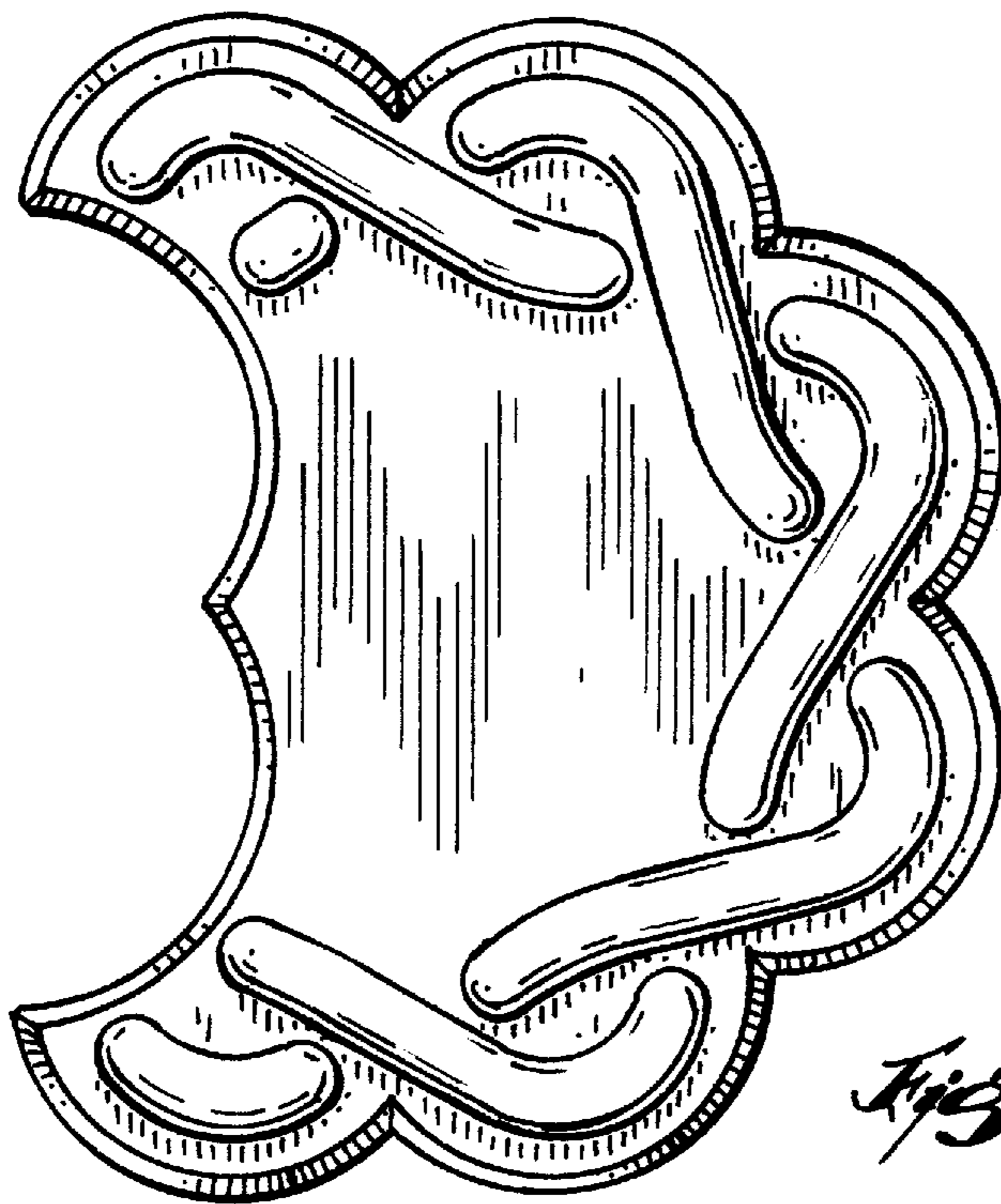
*Fig. 5*



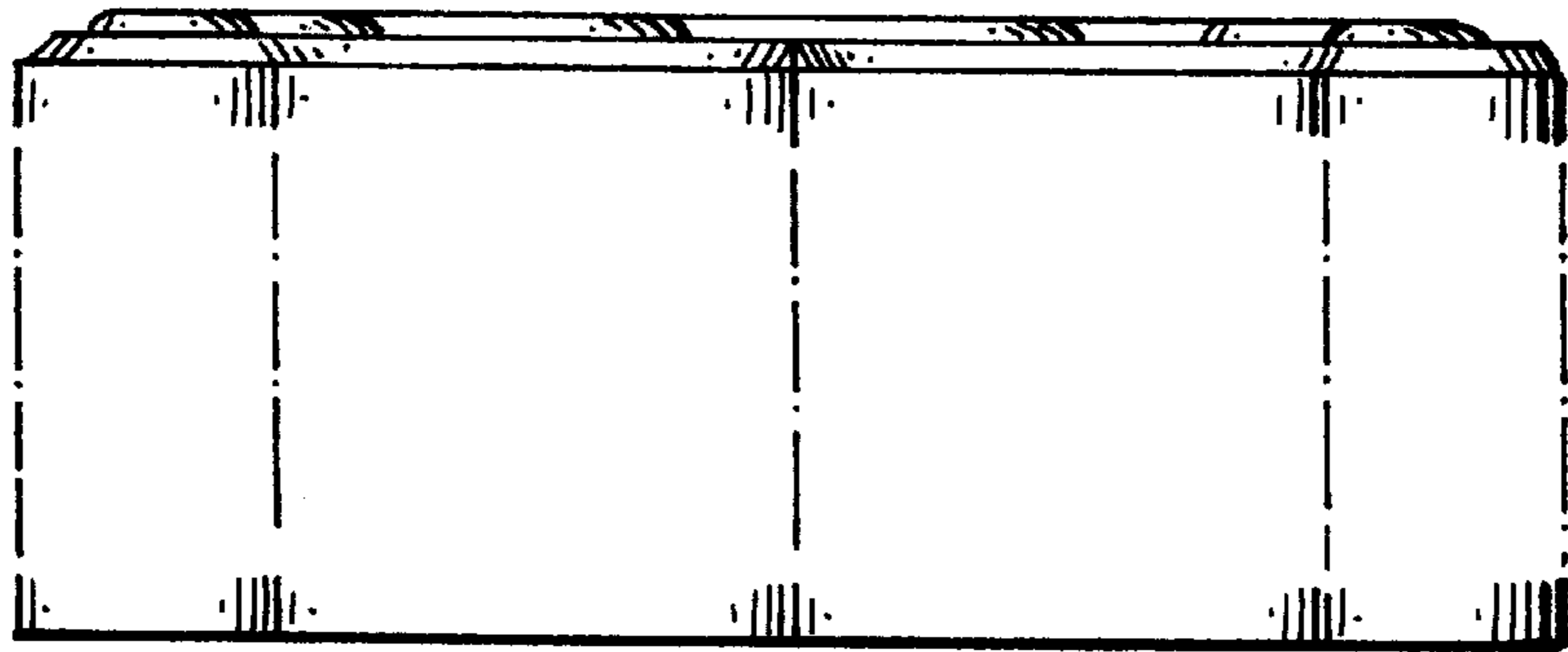
*Fig. 6*




*Fig. 7*



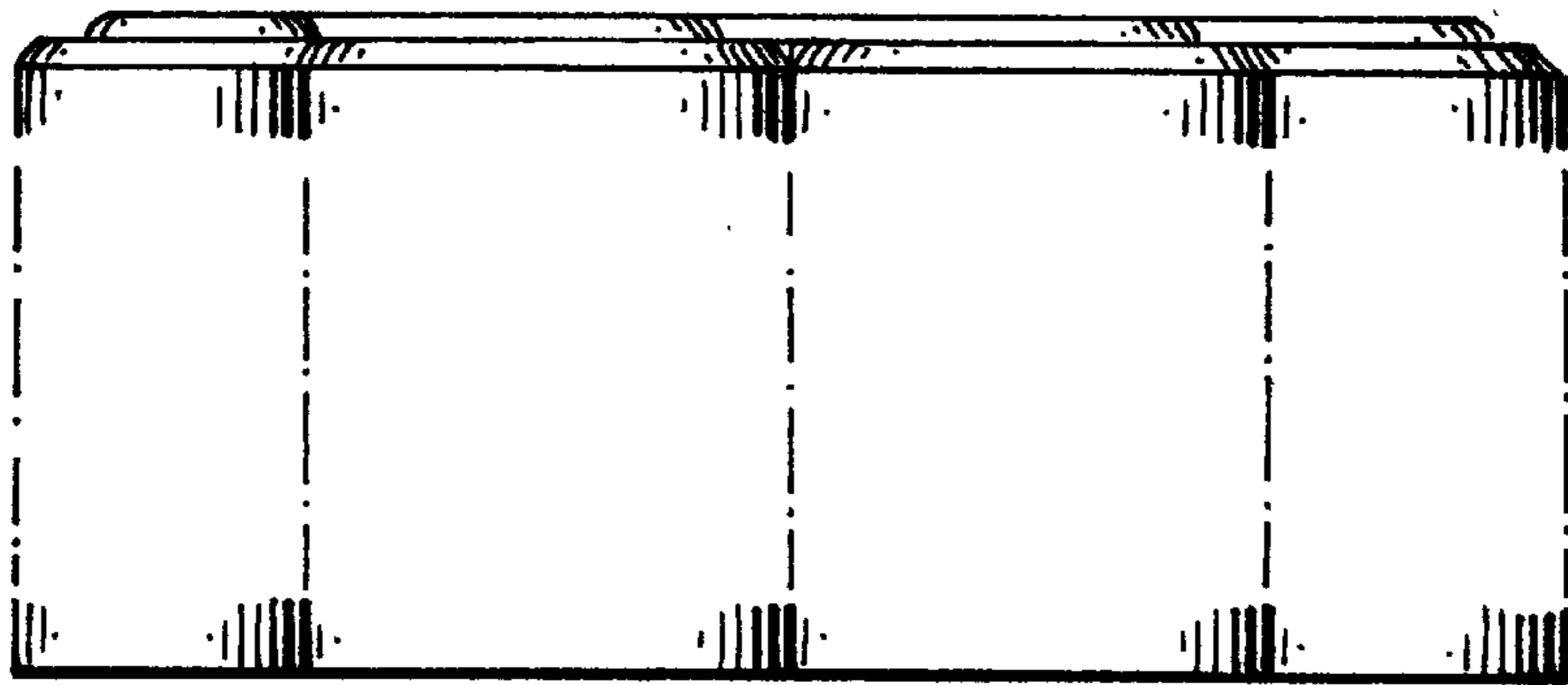
*Fig. 8*




*Fig. 9*



*Fig. 10*



*Fig. 11*



*Fig. 12*



