



US00D439674S

(12) **United States Design Patent**
Ben-Ezra

(10) **Patent No.:** **US D439,674 S**

(45) **Date of Patent:** **** Mar. 27, 2001**

(54) **DOOR**

D. 399,976 * 10/1998 Lee D25/48
1,056,541 * 3/1913 Hess 52/656.7
2,676,652 * 4/1954 Duncan 49/50

(75) Inventor: **Isaac Ben-Ezra**, West Bloomfield, MI
(US)

* cited by examiner

(73) Assignee: **Palladium Manufacturing Company, LLC**, Redford, MI (US)

Primary Examiner—Doris Clark
(74) *Attorney, Agent, or Firm*—Alex Rhodes

(**) Term: **14 Years**

(57) **CLAIM**

(21) Appl. No.: **29/123,971**

The ornamental design for a door, as shown and described.

(22) Filed: **May 30, 2000**

DESCRIPTION

(51) **LOC (7) Cl.** **25-02**

(52) **U.S. Cl.** **D25/48**

(58) **Field of Search** D25/48, 53; 49/50,
49/52, 53; 52/656.7, 656.4, 656.8

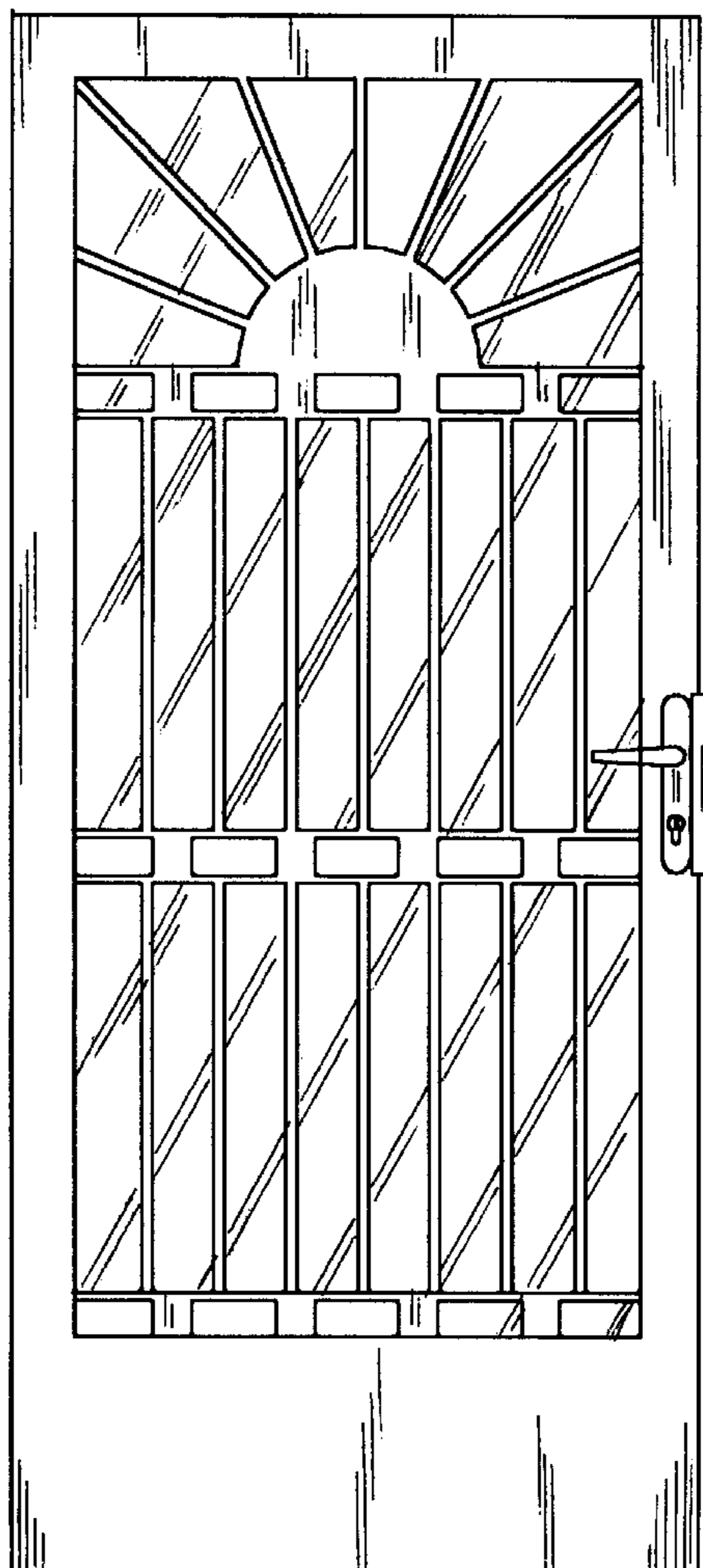
FIG. 1 is a top plan view of the door, showing my new design;
FIG. 2 is an exterior front elevation view of the door;
FIG. 3 is a right side elevation view of the door;
FIG. 4 is a left side elevation view of the door;
FIG. 5 is an interior rear view of the door;
FIG. 6 is a bottom view of the door; and,
FIG. 7 is a cross-sectional view taken on the line 7—7 in FIG. 5.

(56) **References Cited**

U.S. PATENT DOCUMENTS

D. 160,508 * 10/1950 Lindstrom D25/53
D. 392,051 * 3/1998 Lee D25/48
D. 396,299 * 7/1998 Lee D25/48

1 Claim, 2 Drawing Sheets






FIG. 1

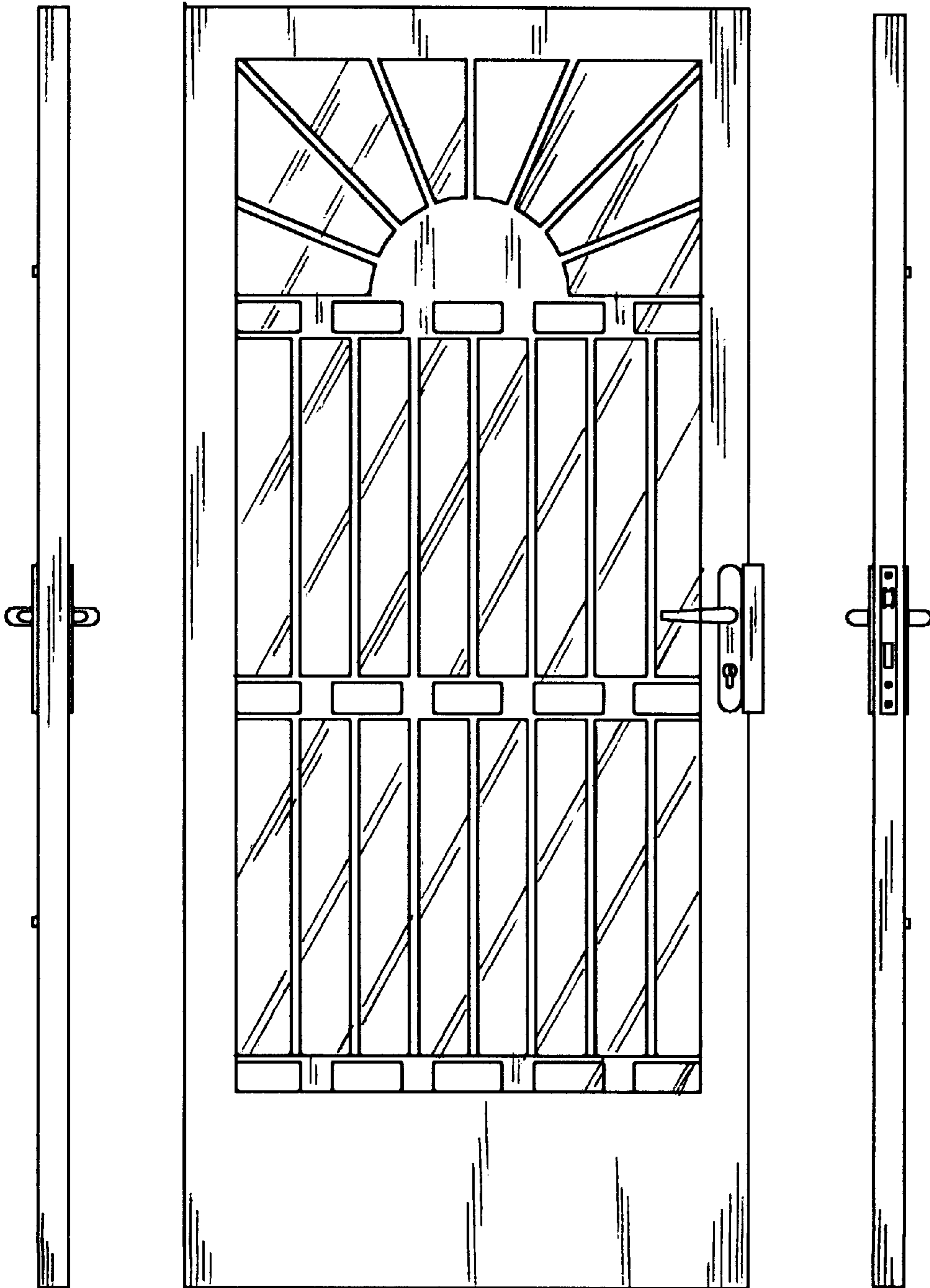


FIG. 4

FIG. 2

FIG. 3



FIG. 7

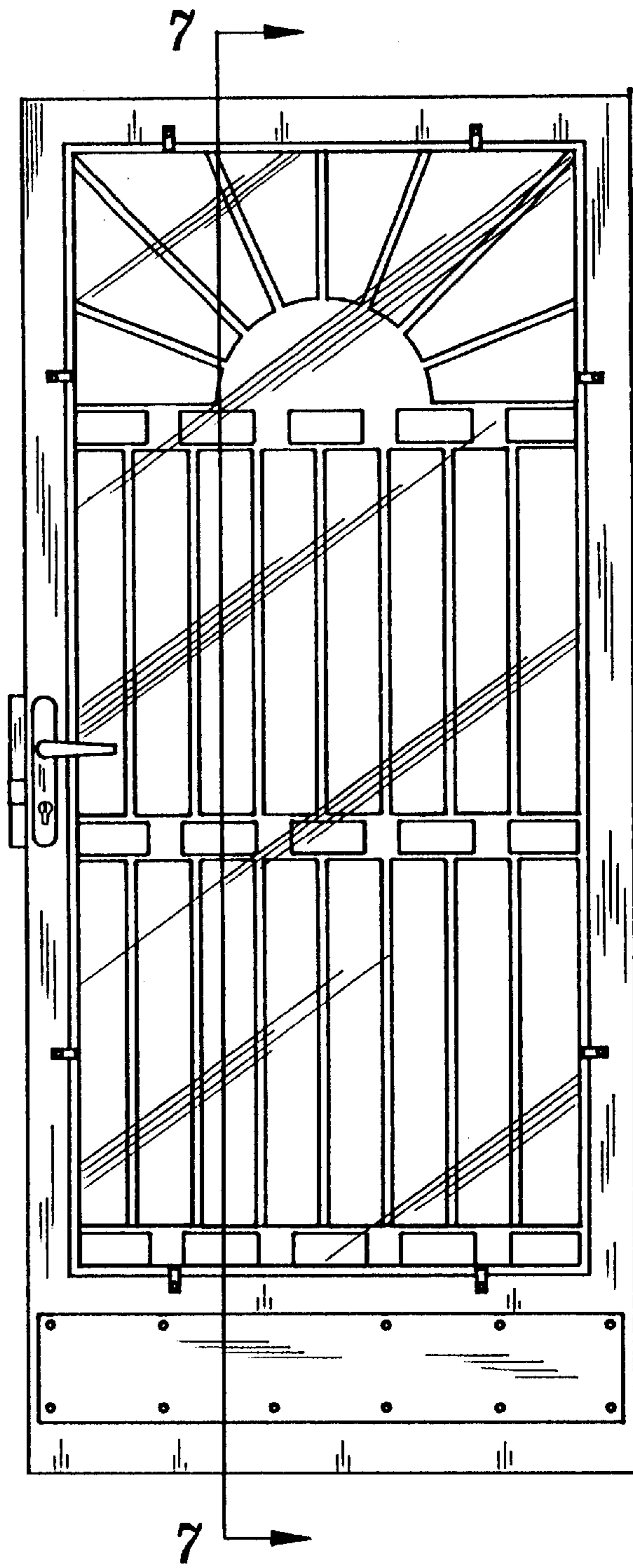


FIG. 5




FIG. 6