



US00D439659S

(12) **United States Design Patent**
Richardson et al.

(10) **Patent No.:** **US D439,659 S**
(45) **Date of Patent:** **** Mar. 27, 2001**

(54) **ABSORBENT ARTICLE**
(75) Inventors: **Kathy Geralyn Richardson**, Appleton;
Vickie Marie Thomack; **Mark Henry Christman**, both of Menasha; **Michael Edward Deremo**, Algoma; **Steven John McMorro**w, Appleton, all of WI (US)

5,401,266 3/1995 Runeman et al. .
5,439,458 8/1995 Noel et al. .
5,486,168 1/1996 Runeman et al. .
5,556,393 9/1996 Ronnberg .
5,573,523 11/1996 Whalen et al. .
5,651,778 7/1997 Melius et al. .
5,702,381 12/1997 Cottenden .
6,039,717 * 3/2000 Larsson 604/391

FOREIGN PATENT DOCUMENTS

(73) Assignee: **Kimberly-Clark Worldwide, Inc.**,
Neenah, WI (US)

0 249 405 B1 8/1992 (EP) .
WO 86/06620
A1 11/1986 (WO) .
WO 94/14394
A1 7/1994 (WO) .
WO 95/15139
A1 6/1995 (WO) .
WO 96/18366
A1 6/1996 (WO) .

(*) Notice: This patent is subject to a terminal disclaimer.

(**) Term: **14 Years**

* cited by examiner

(21) Appl. No.: **29/117,209**

(22) Filed: **Jan. 18, 2000**

(51) **LOC (7) Cl.** **24-04**

(52) **U.S. Cl.** **D24/125**

(58) **Field of Search** D24/124, 125;
604/358, 385.1, 378, 379, 383, 384, 386,
387, 389, 390, 349, 354, 355

Primary Examiner—Stella Reid

(74) *Attorney, Agent, or Firm*—Thomas J. Connelly

(57) **CLAIM**

We claim the ornamental design for an absorbent article, as shown and described.

(56) **References Cited**

DESCRIPTION

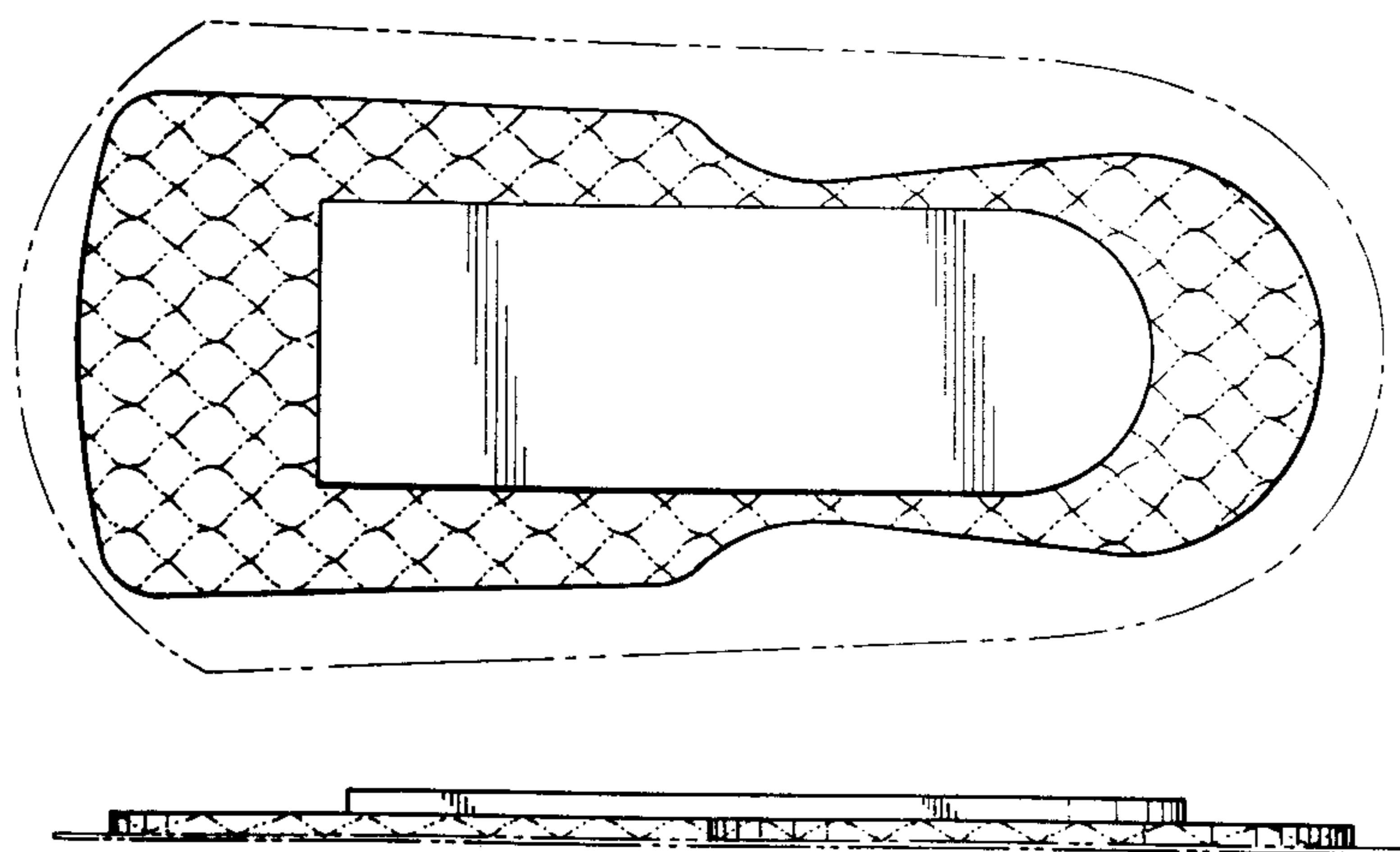
U.S. PATENT DOCUMENTS

D. 247,368 * 2/1978 Whitehead D24/125
D. 247,369 * 2/1978 Whitehead D24/125
D. 247,371 * 2/1978 Whitehead D24/125
D. 247,372 * 2/1978 Whitehead D24/125
D. 276,072 * 10/1984 Whitehead D24/125
D. 276,073 * 10/1984 Whitehead D24/125
D. 276,183 * 10/1984 Whitehead D24/125
D. 387,158 * 12/1997 Unger et al. D24/124
D. 393,712 * 4/1998 Clay D24/125
D. 403,764 * 1/1999 Lynard et al. D24/125
4,675,012 6/1987 Rooyakkers .
4,772,280 9/1988 Rooyakkers .
4,886,509 12/1989 Mattsson .
5,267,992 * 12/1993 Tilburg 604/387
5,342,332 8/1994 Wheeler .

FIG. 1 is a top view of an absorbent article.
FIG. 2 is a side view of the absorbent article shown in FIG. 1.
FIG. 3 is a left-end view of the absorbent article shown in FIG. 1; and,
FIG. 4 is a right-end view of the absorbent article shown in FIG. 1.

The broken lines shown are for illustrative purposes only and form no part of the claim design.
The surfaces or portions of the article not shown in the drawings or described in the specification form no part of the claimed design.

1 Claim, 1 Drawing Sheet



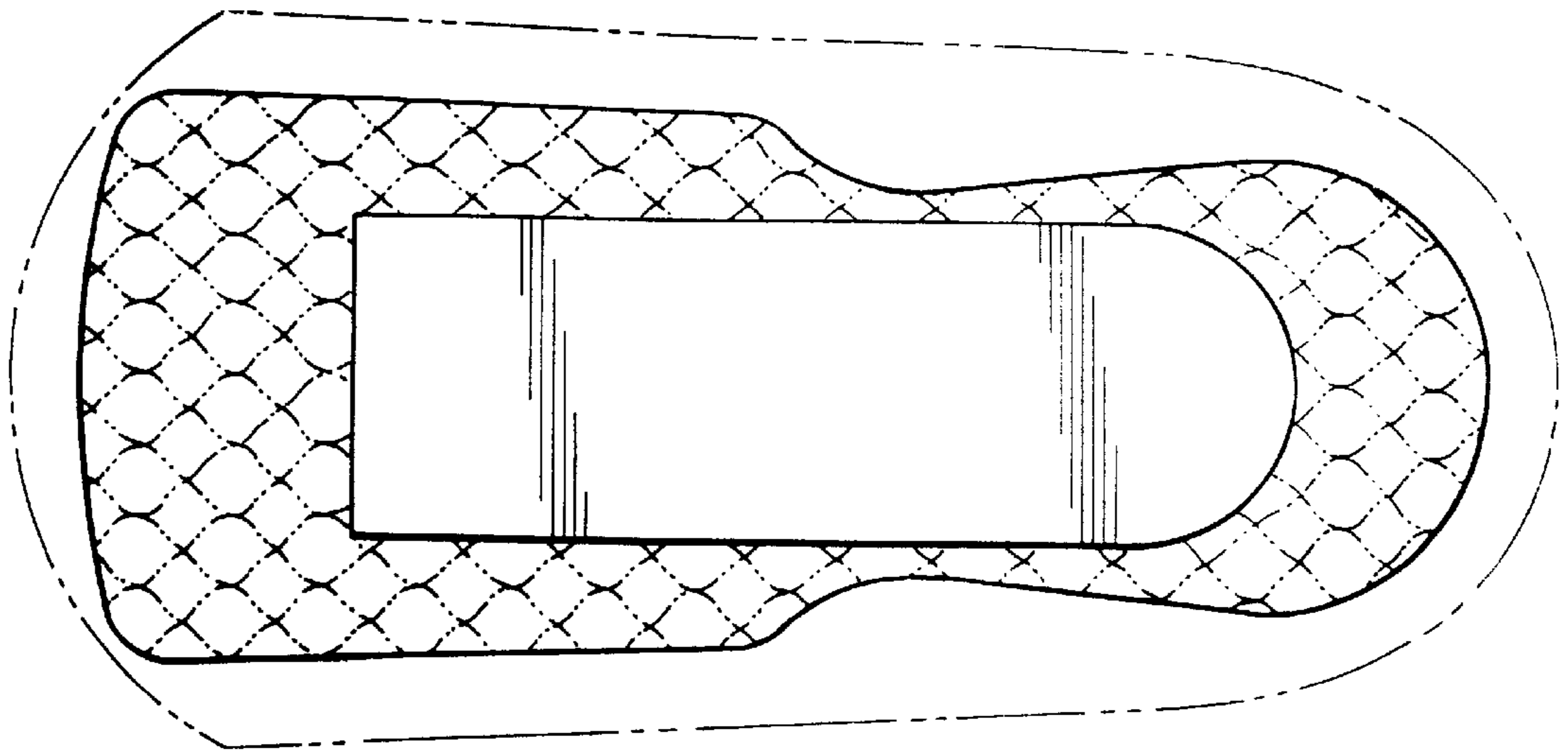


FIG. 1



FIG. 2



FIG. 3




FIG. 4