



US00D439652S

(12) **United States Design Patent**
Schönberger et al.

(10) **Patent No.:** **US D439,652 S**

(45) **Date of Patent:** **** Mar. 27, 2001**

(54) **GLASS CERAMIC PANEL FOR USE WITH A STOVE OR FIREPLACE**

D. 352,140 * 11/1994 Easton et al. D23/406
D. 396,001 * 7/1998 Crumpler D23/406

(75) Inventors: **Klaus Schönberger; Heike Zimmerman**, both of Mainz (DE)

* cited by examiner

Primary Examiner—Mitchell Siegel

(73) Assignee: **Schott Glas**, Mainz (DE)

(74) *Attorney, Agent, or Firm*—Fulbright & Jaworski L.L.P.

(**) Term: **14 Years**

(57) **CLAIM**

(21) Appl. No.: **29/111,623**

The ornamental design for a glass ceramic panel for use with a stove or fireplace, as shown and described.

(22) Filed: **Sep. 30, 1999**

DESCRIPTION

(30) **Foreign Application Priority Data**

Mar. 31, 1999 (DE) 499 03 274

(51) **LOC (7) Cl.** **23-99**

(52) **U.S. Cl.** **D23/406**

(58) **Field of Search** D23/398, 406;
126/500, 544, 547, 200; D29/110; D12/181,
182

FIG. 1 is a top, front and right side perspective view of a glass ceramic panel for use with a stove or fireplace having the design.

FIG. 2 is a top plan view of the glass ceramic panel for use with a stove or fireplace of FIG. 1. The bottom plan view is a mirror image.

FIG. 3 is a rear view thereof. The front view is a mirror image; and,

FIG. 4 is a left side view thereof. The right side view is a mirror image.

(56) **References Cited**

U.S. PATENT DOCUMENTS

D. 286,322 * 10/1986 Catania et al. D23/406

1 Claim, 2 Drawing Sheets

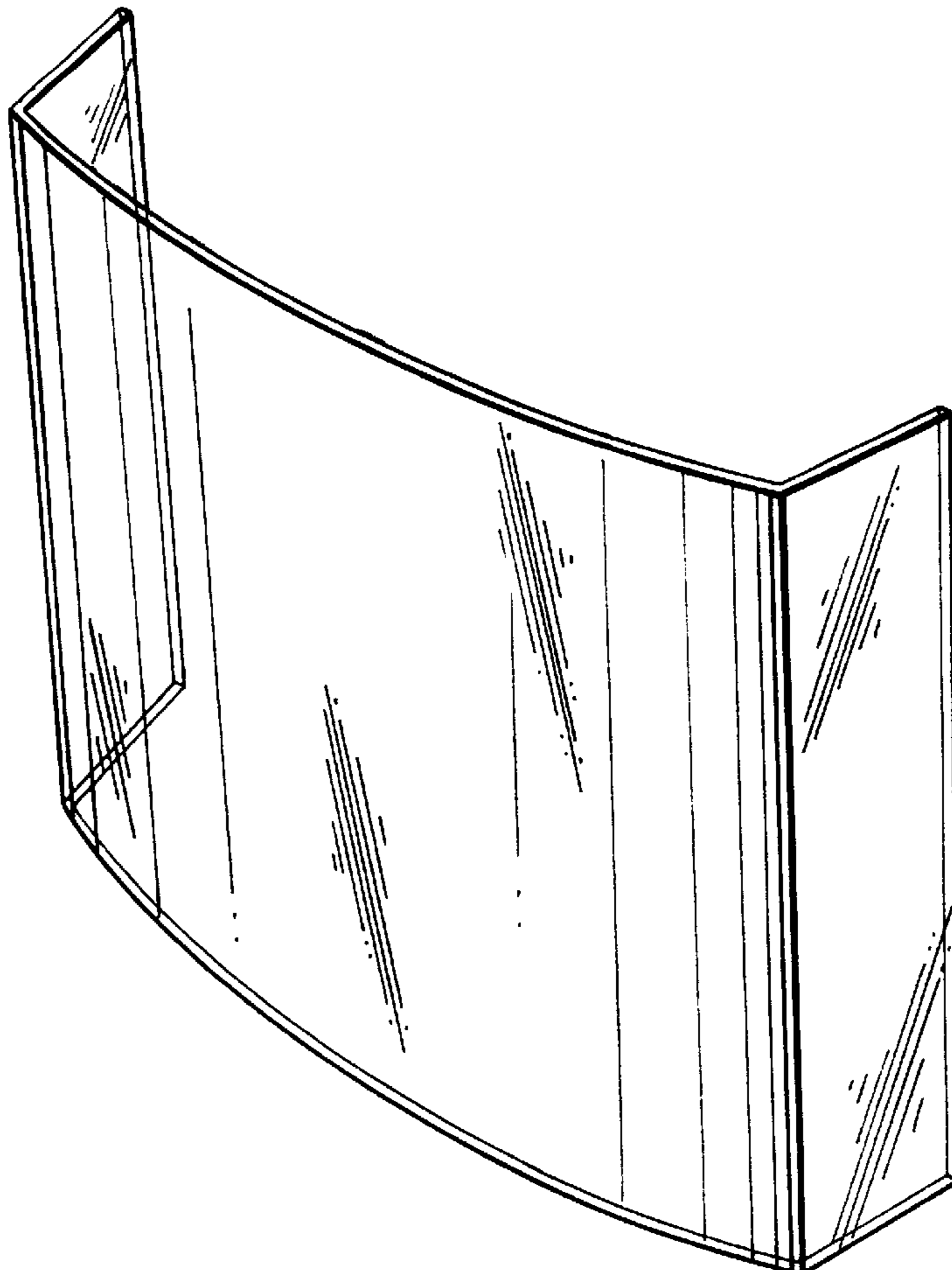


FIG. 1

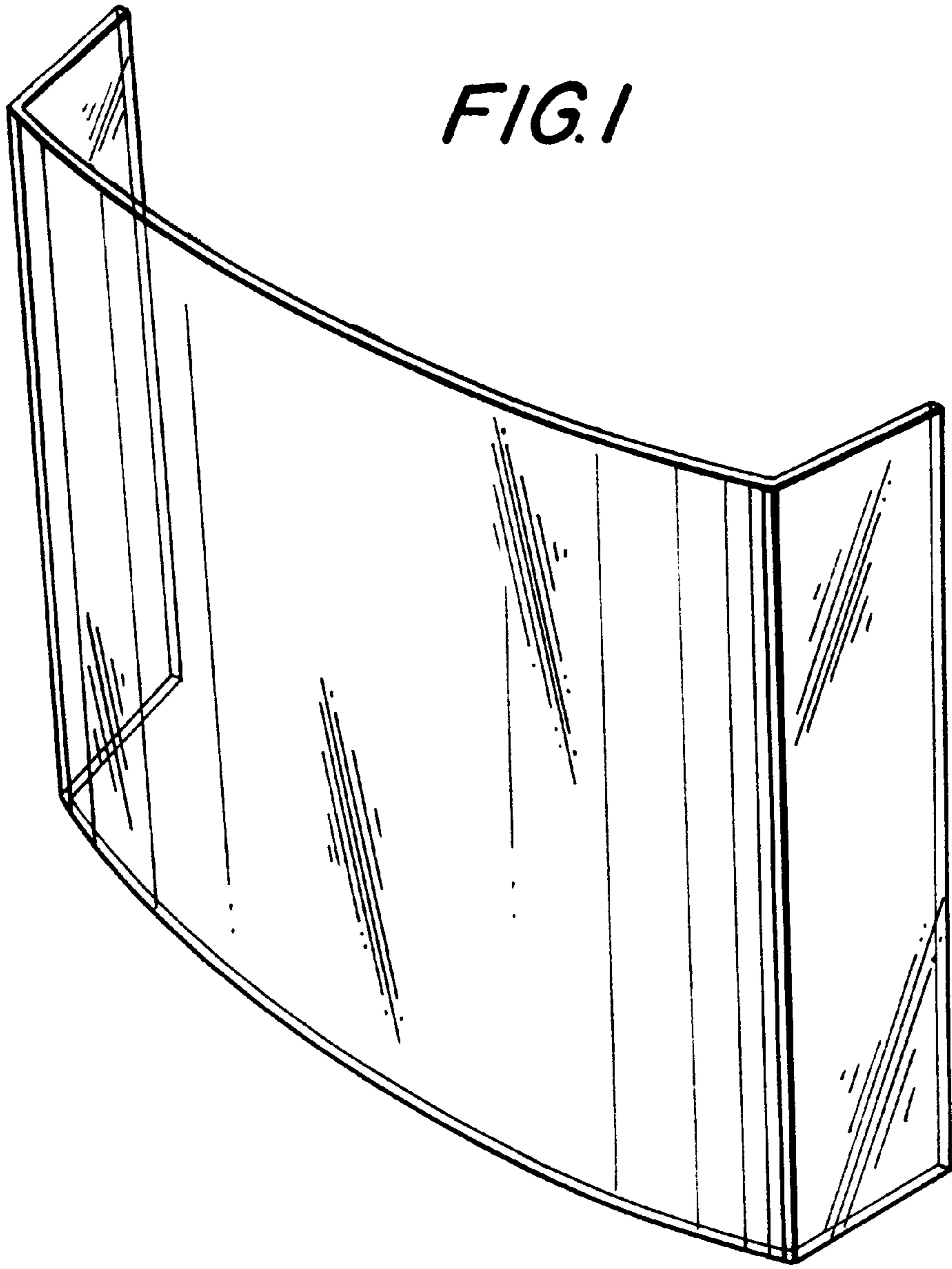


FIG. 2




FIG. 3

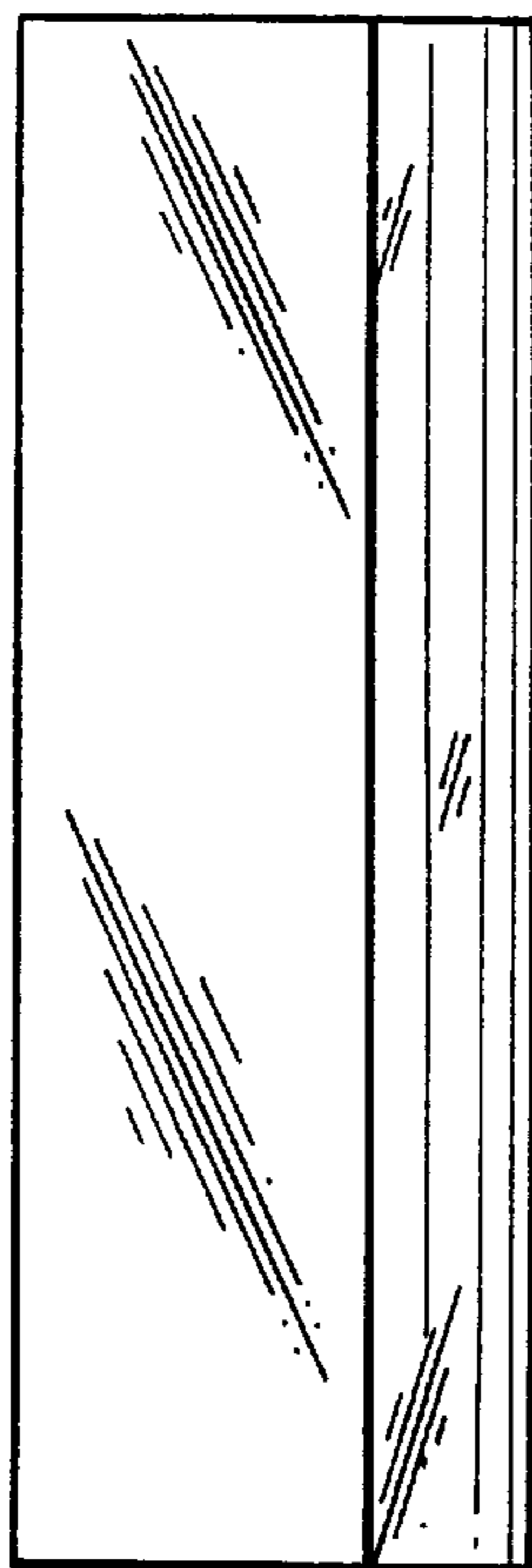
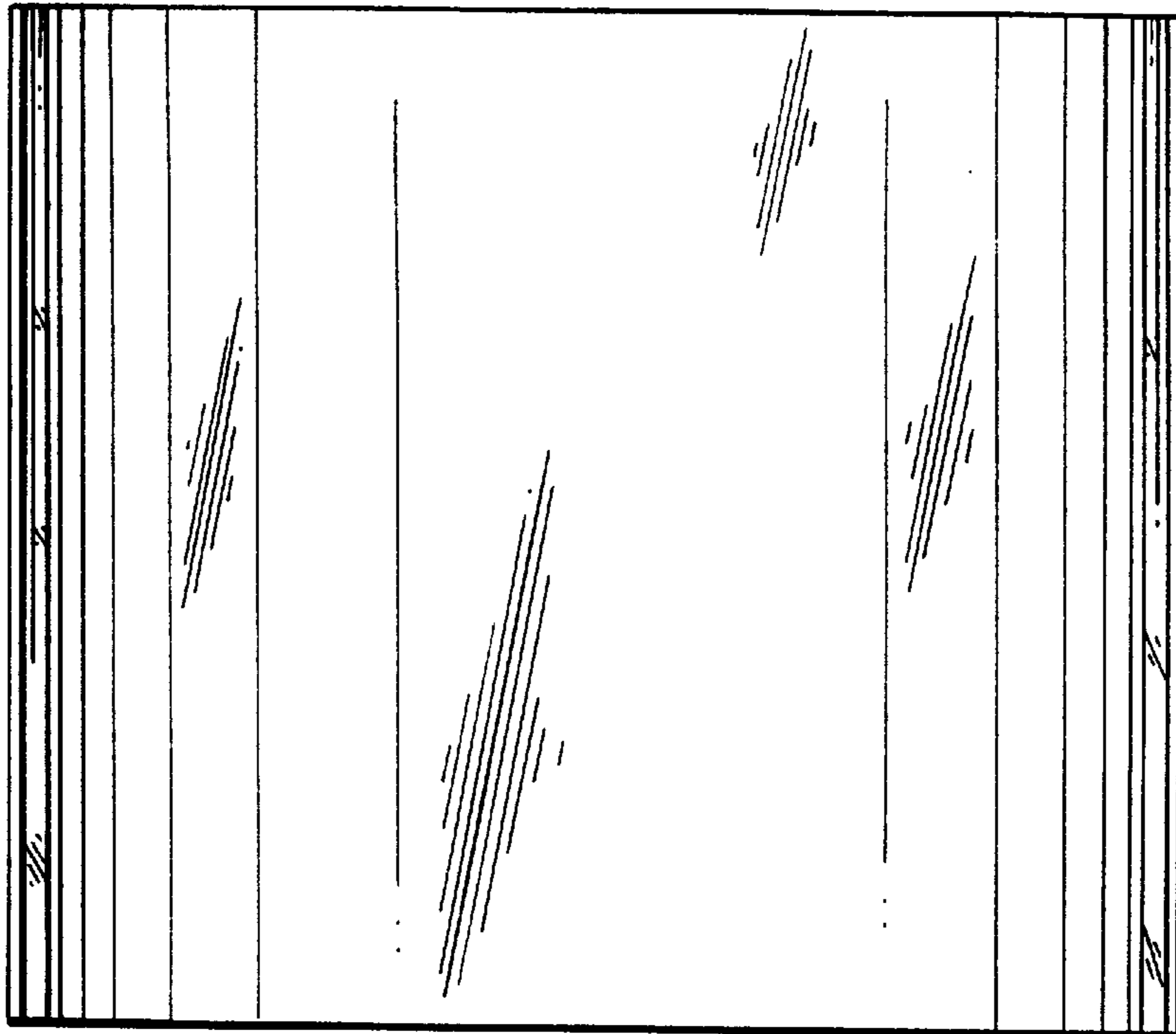


FIG. 4